



US00D599117S

(12) **United States Design Patent**
Dumler

(10) **Patent No.:** **US D599,117 S**

(45) **Date of Patent:** **** Sep. 1, 2009**

(54) **COSMETIC APPLICATOR**

JP 2002058538 A * 2/2002
JP 2007135964 A * 6/2007

(75) Inventor: **Norbert Dumler**, Ansbach (DE)

(73) Assignee: **Geka Brush GmbH**,
Bechhofen-Waizendorf (DE)

* cited by examiner

(**) Term: **14 Years**

Primary Examiner—Melanie H Tung
Assistant Examiner—Lavone D Tabor

(21) Appl. No.: **29/317,139**

(74) *Attorney, Agent, or Firm*—Browdy and Neimark,
P.L.L.C.

(22) Filed: **Apr. 23, 2008**

(57) **CLAIM**

(30) **Foreign Application Priority Data**

The ornamental design for a cosmetic applicator, as shown
and described.

Oct. 23, 2007 (EM) 000 813 589-0003

(51) **LOC (9) Cl.** **04-02**

DESCRIPTION

(52) **U.S. Cl.** **D4/135**

(58) **Field of Classification Search** D4/132,
D4/135; 15/159.1, 160, 171, 191.1, 192,
15/193; D28/7; 132/289, 290, 293, 313,
132/317, 320

See application file for complete search history.

FIG. 1 is a front view of a cosmetic applicator, showing our
new design;

FIG. 2 is a rear view thereof;

FIG. 3 is an enlarged top view thereof;

FIG. 4 is an enlarged bottom view thereof;

FIG. 5 is a lateral view (right side) thereof;

FIG. 6 is a lateral view (left side) thereof; and,

FIG. 7 is a perspective view thereof.

(56) **References Cited**

U.S. PATENT DOCUMENTS

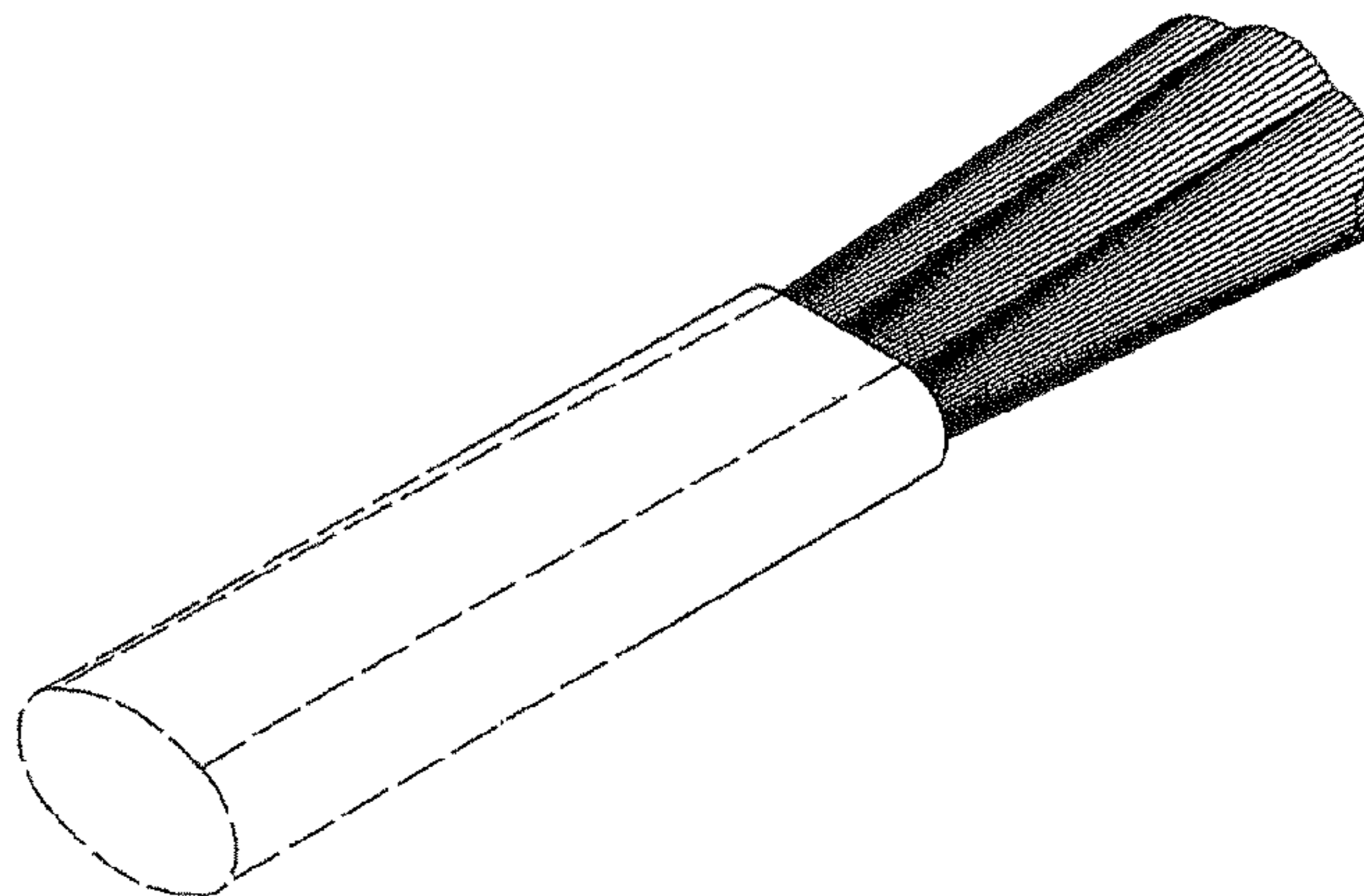
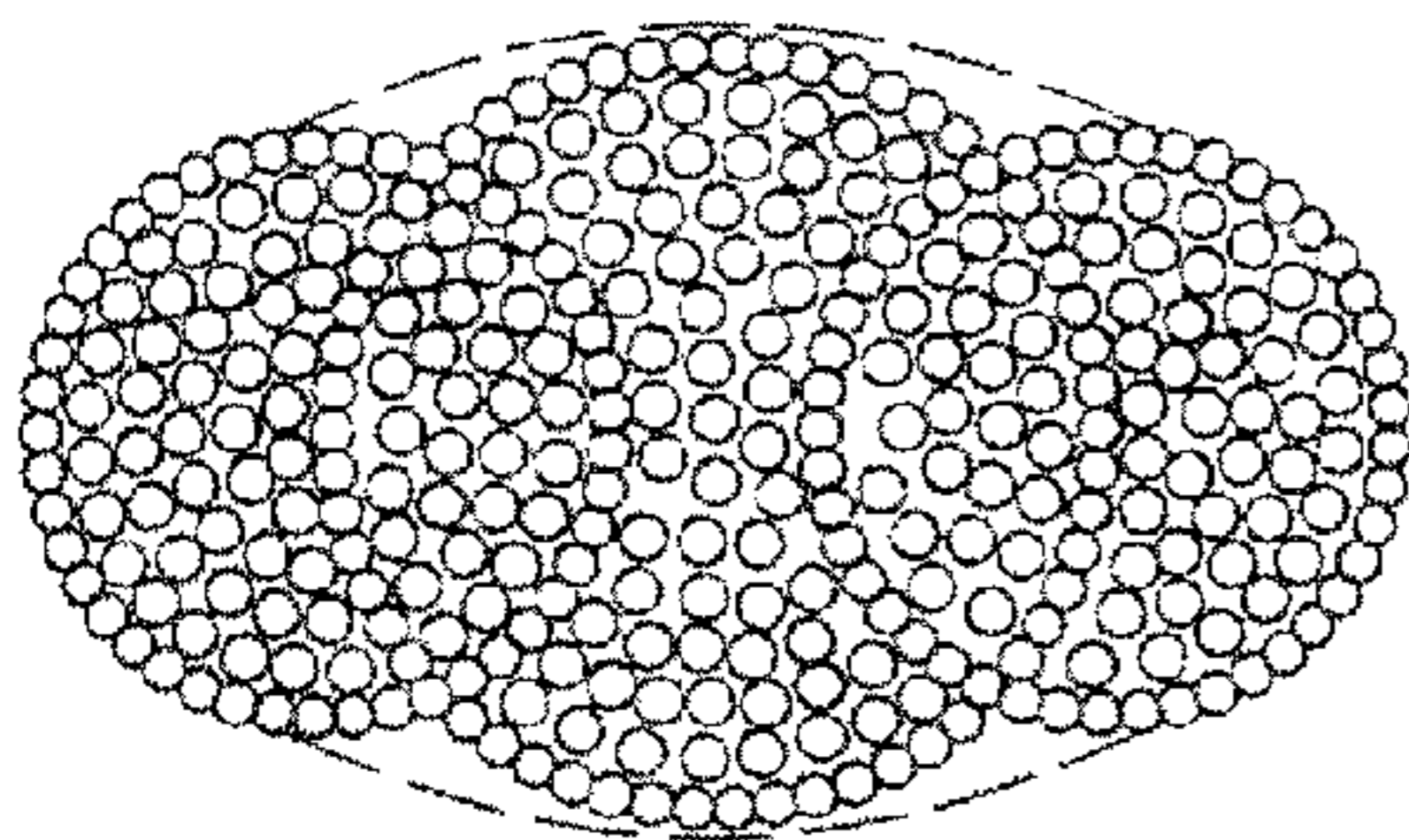
1,367,753 A * 2/1921 Neff 15/171
1,850,233 A * 3/1932 Herman 15/176.2
6,298,863 B1 * 10/2001 Byun 132/294
6,312,182 B1 * 11/2001 Dumler 401/270

The broken lines are included for the purpose of illustrating
that the handle portion of the applicator forms no part of the
claimed design.

FOREIGN PATENT DOCUMENTS

JP 07303518 A * 11/1995

1 Claim, 3 Drawing Sheets






FIG. 1




FIG. 2

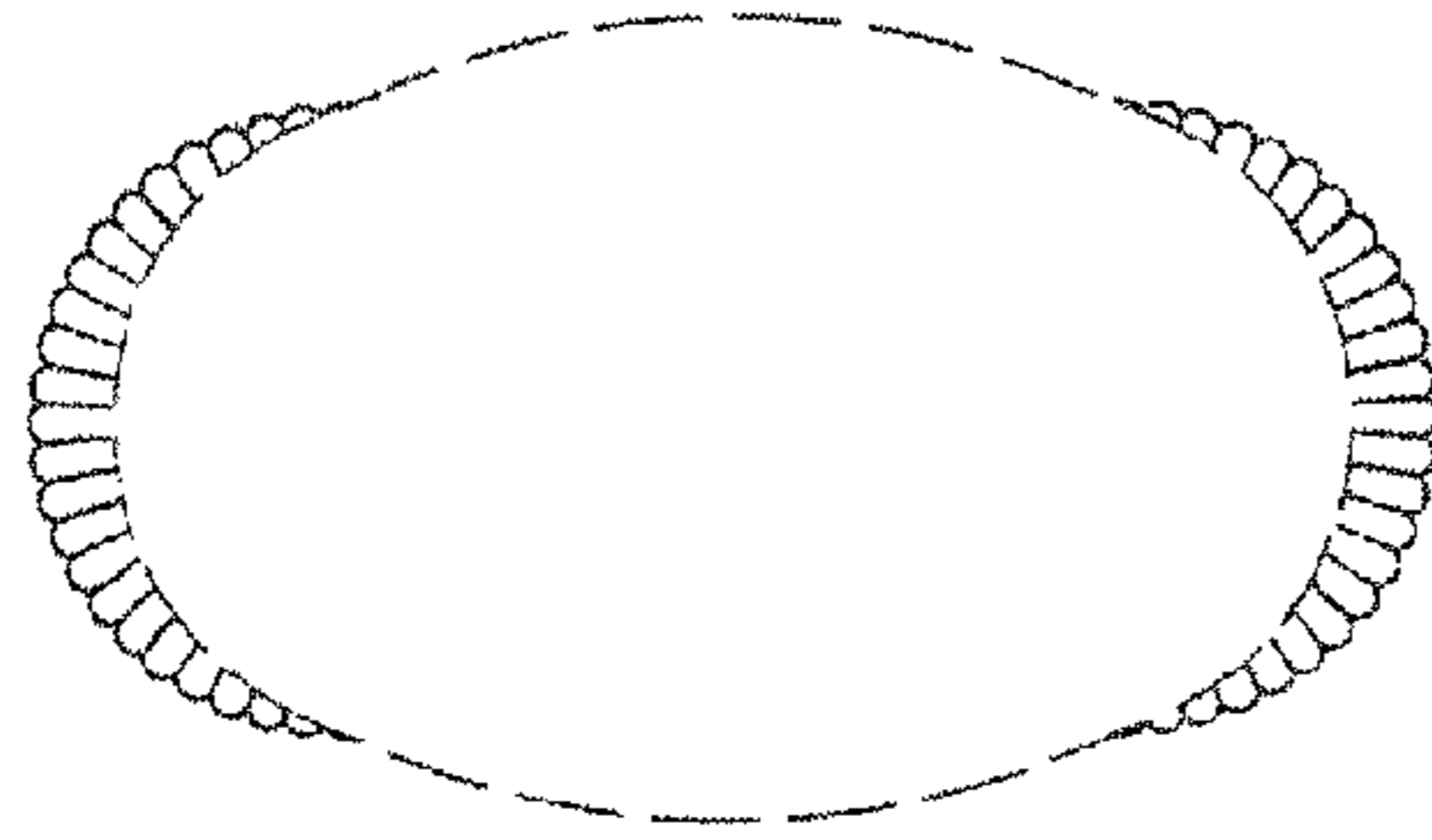


FIG. 3

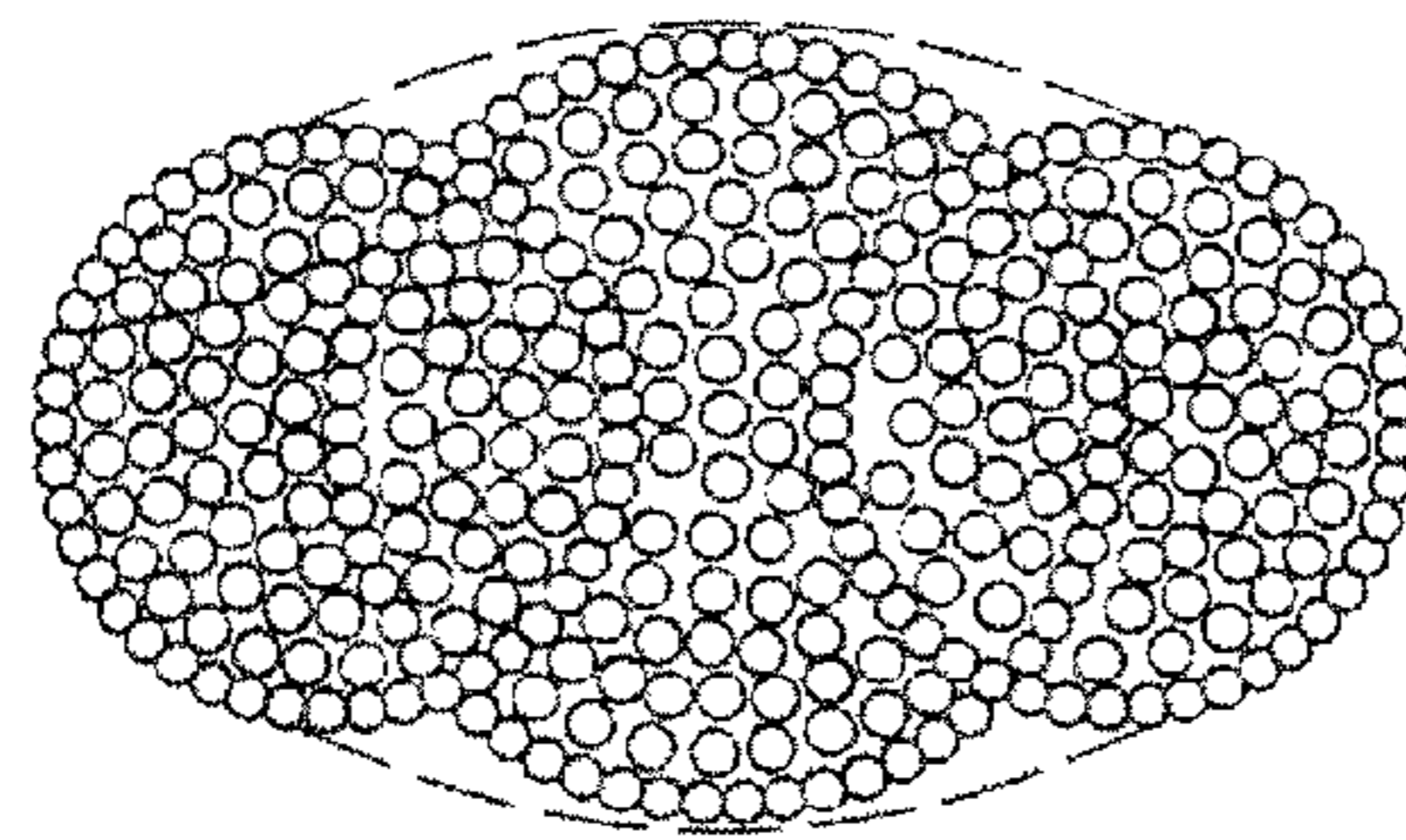


FIG. 4



FIG. 5



FIG. 6




FIG. 7