



US00D599111S

(12) **United States Design Patent**
Boller

(10) **Patent No.:** **US D599,111 S**

(45) **Date of Patent:** **** Sep. 1, 2009**

(54) **COMPUTER/MONITOR BAG**

(76) Inventor: **Louise Boller**, 14405 Todd Creek Rd.,
Platte City, MO (US) 64150

(**) Term: **14 Years**

(21) Appl. No.: **29/324,060**

(22) Filed: **Sep. 5, 2008**

(51) **LOC (9) Cl.** **03-01**

(52) **U.S. Cl.** **D3/290; D3/900**

(58) **Field of Classification Search** D3/233,
D3/243, 276, 289-90, 900; 150/107, 111,
150/114; 190/110, 115, 902; 206/320, 570;
383/4, 6, 17, 20

See application file for complete search history.

(56) **References Cited**

U.S. PATENT DOCUMENTS

4,188,988	A *	2/1980	Agyagos	383/4
D434,903	S *	12/2000	Bowman et al.	D3/315
D520,238	S *	5/2006	Montague	D3/290
D521,729	S *	5/2006	Matthews	D3/269
D531,407	S *	11/2006	Montague	D3/290
2007/0274613	A1 *	11/2007	Pruchnicki et al.	383/110

OTHER PUBLICATIONS

Internet pages displaying "24-inch iMac bag bag www.reinda.de,"
Sep. 2008, eBay website, Germany.

* cited by examiner

Primary Examiner—Robert M Spear
Assistant Examiner—Roselynn Cody

(74) *Attorney, Agent, or Firm*—Sonnenschain Nath &
Rosenthal LLP; Bryan P. Stanley

(57) **CLAIM**

The ornamental design for a computer/monitor bag, as shown
and described.

DESCRIPTION

FIG. 1 is a front perspective view of a computer/monitor bag
of the instant invention showing a computer/monitor being
held within the computer/monitor bag.

FIG. 2 is a rear view of the computer/monitor bag of FIG. 1.
FIG. 3 is a front view of the computer/monitor bag of FIG. 1
showing the computer/monitor bag opened and exposing the
computer/monitor being held within the computer/monitor
bag.

FIG. 4 is a rear view of the computer/monitor bag of FIG. 1
showing the computer/monitor bag opened.

FIG. 5 is a side view of the computer/monitor bag of FIG. 1,
the opposing side being a mirror image of the same.

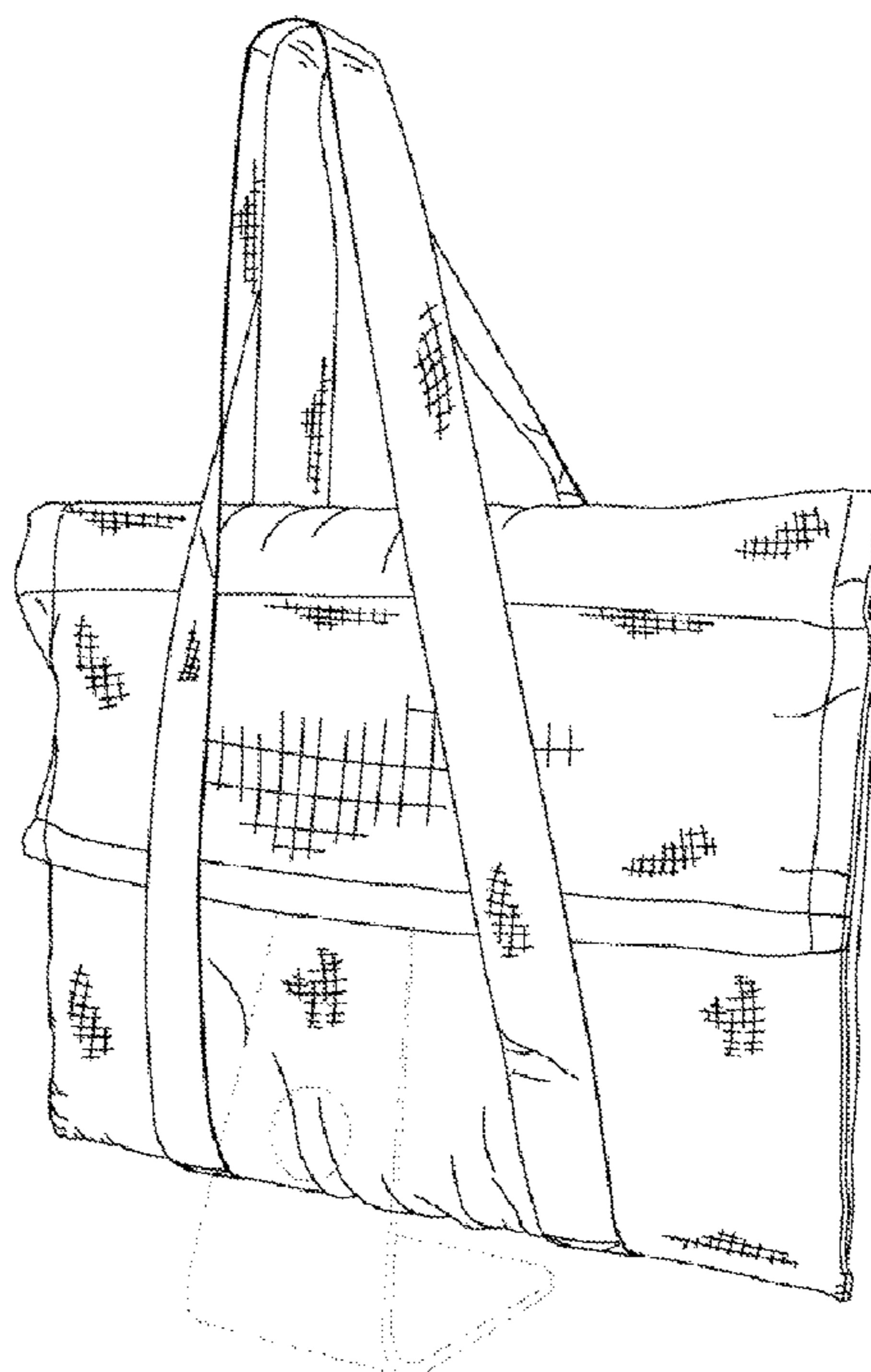
FIG. 6 is top view of the computer/monitor bag of FIG. 1.

FIG. 7 is a bottom view of the computer/monitor bag of FIG.
1; and,

FIG. 8 is a cross sectional view of the computer/monitor bag
of FIG. 1 showing internal pockets or compartments in the
front and back. The front pocket or compartment is formed by
the front flap.

The broken lines in the figures illustrate environment and
form no part of the claimed design.

1 Claim, 5 Drawing Sheets



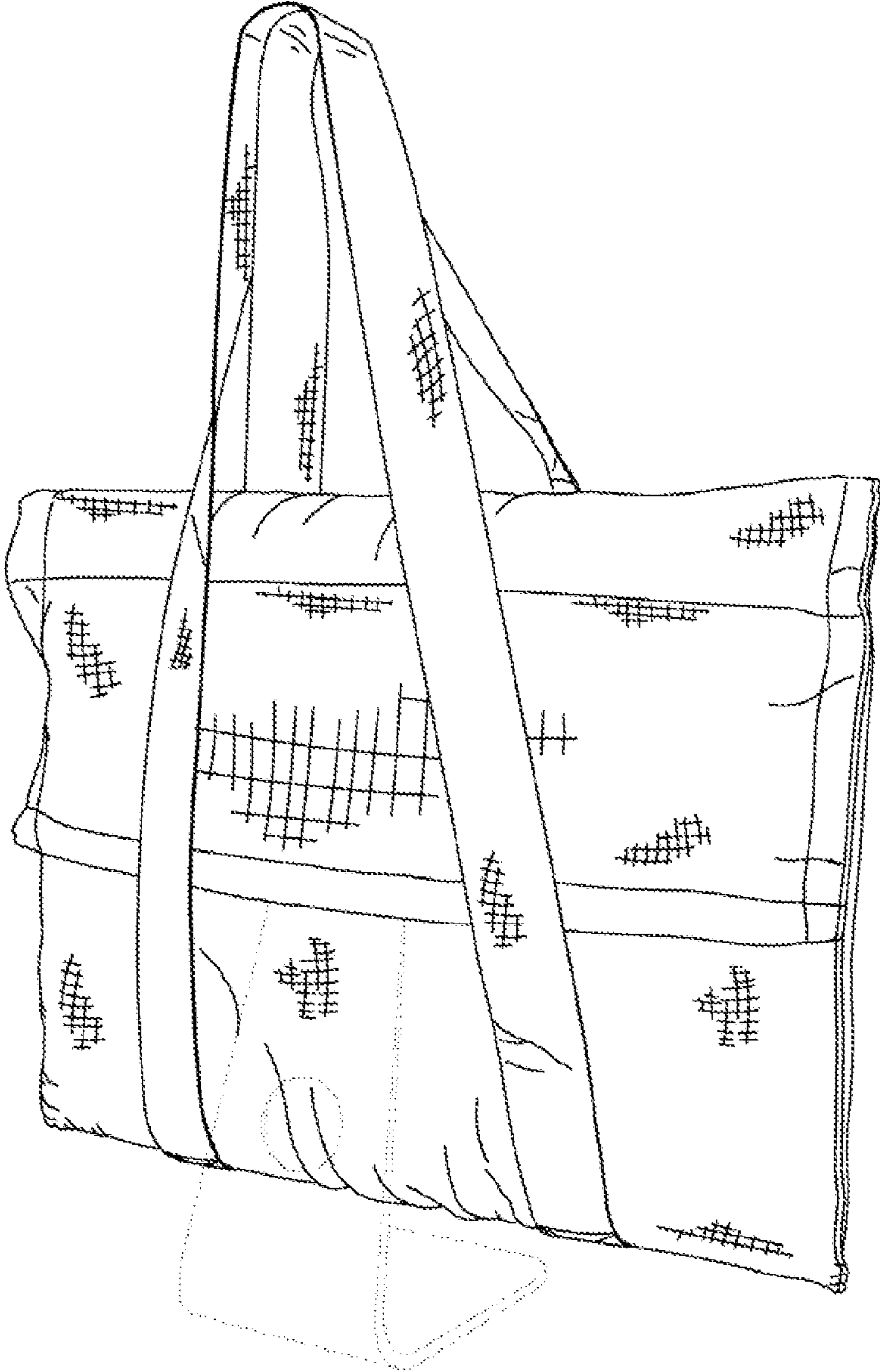


Fig. 1.

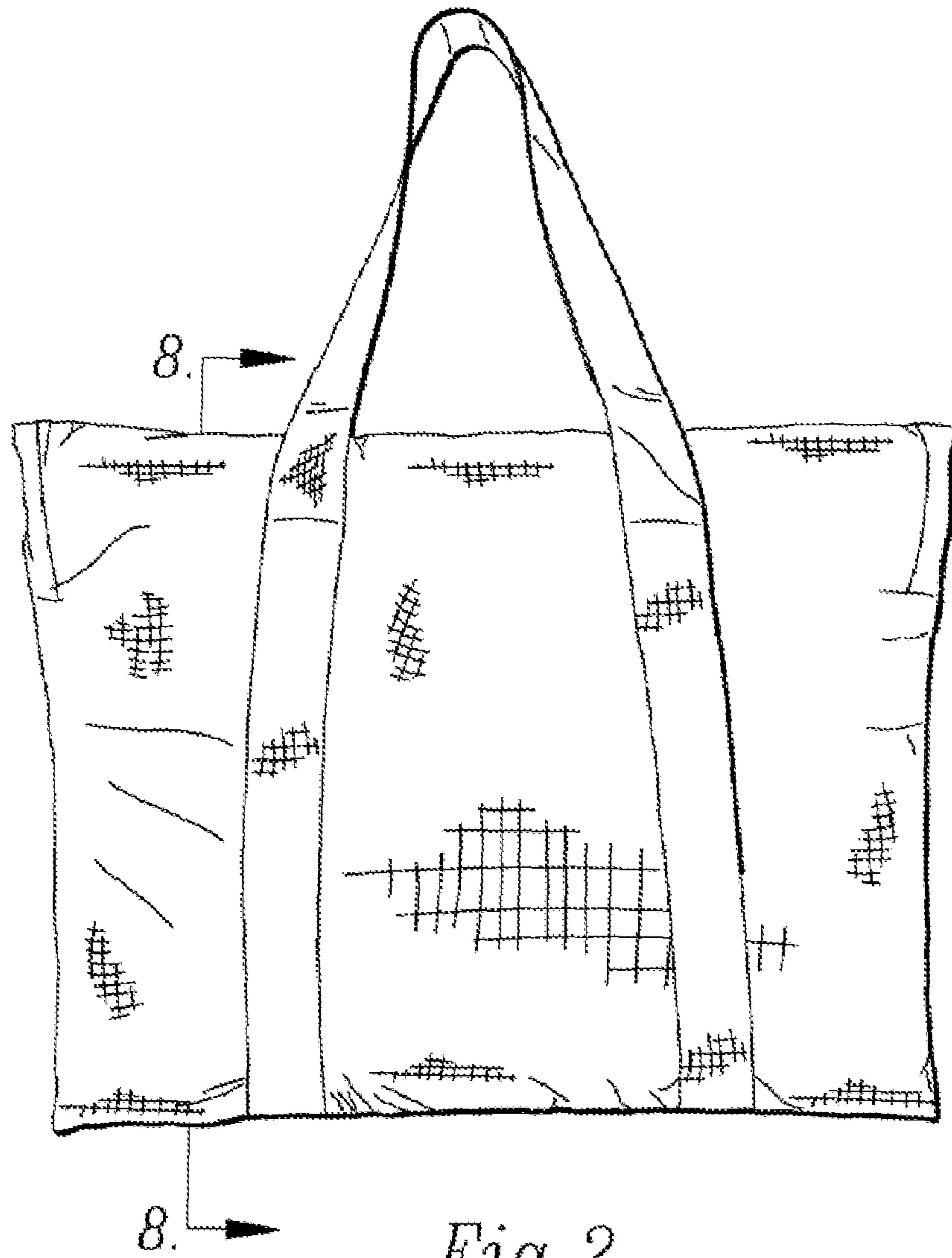


Fig. 2.

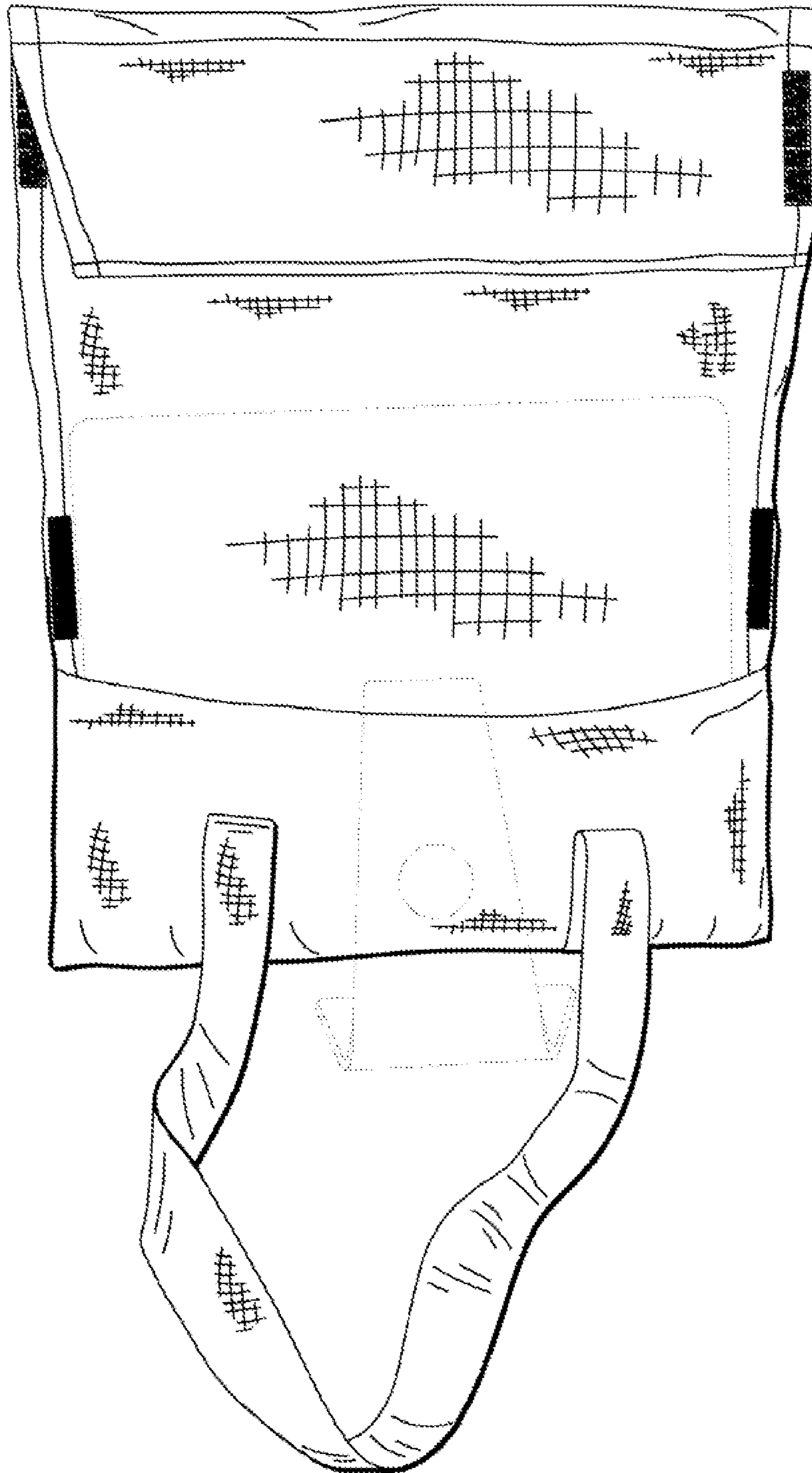


Fig. 3.

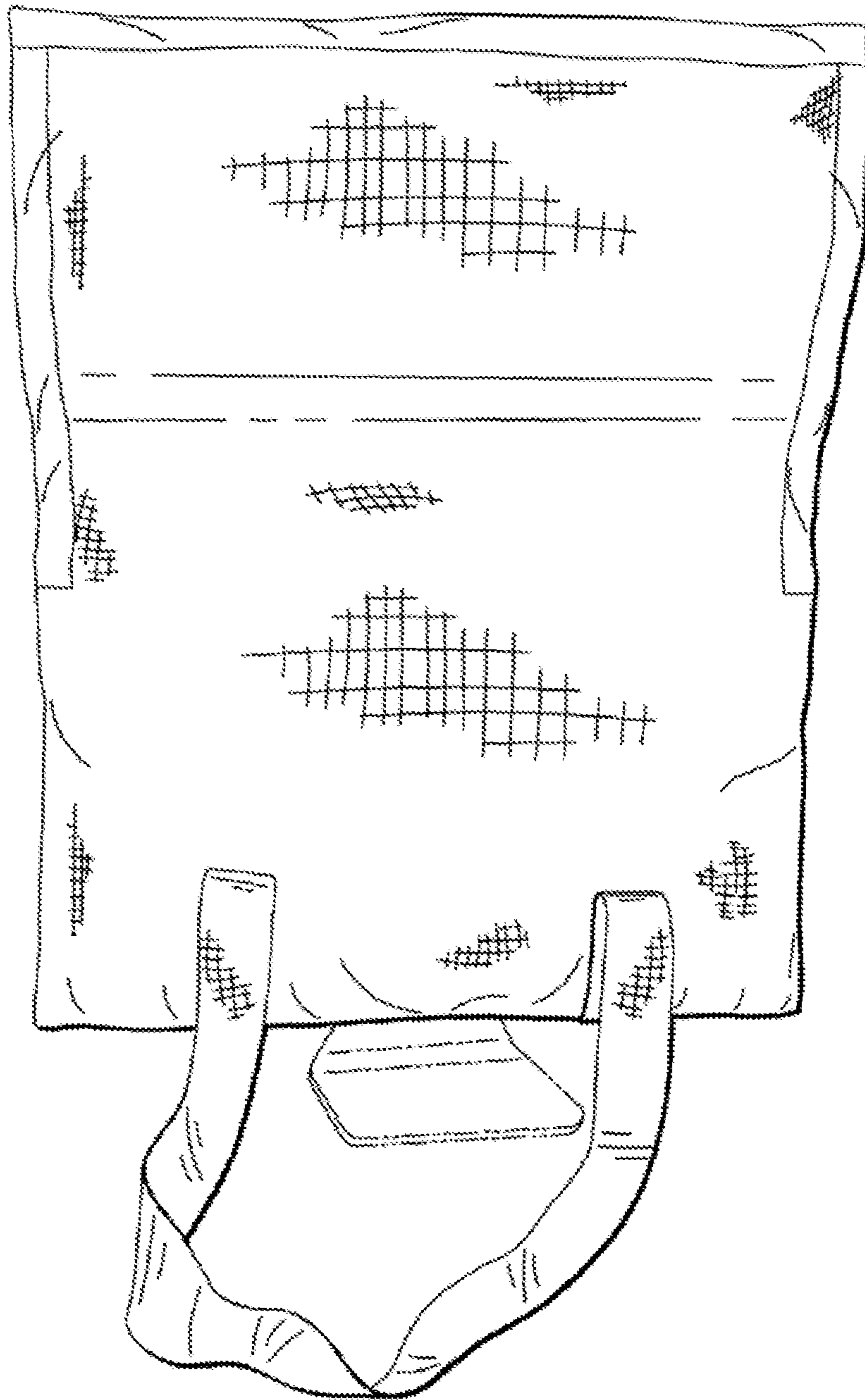


Fig. 4.

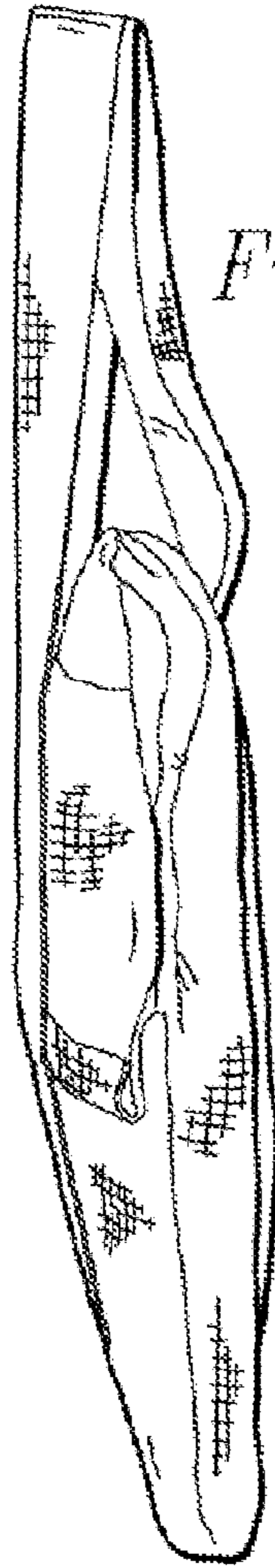


Fig. 5.

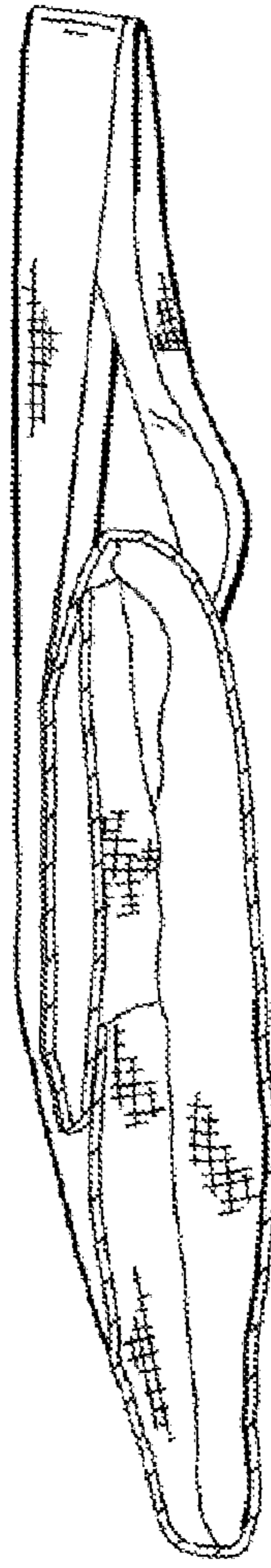


Fig. 8.



Fig. 6.




Fig. 7.