



US00D599104S

(12) **United States Design Patent**
Birsen

(10) **Patent No.:** **US D599,104 S**

(45) **Date of Patent:** **** Sep. 1, 2009**

(54) **HINGED COMPONENT FOR UMBRELLA**

(75) Inventor: **Celal Birsen**, Istanbul (TR)

(73) Assignee: **Tekstil ve Semsiyeye Sanayi Ticaret Limited Sikerti**, Istanbul (TR)

(**) Term: **14 Years**

(21) Appl. No.: **29/324,696**

(22) Filed: **Sep. 18, 2008**

(51) **LOC (9) Cl.** **03-03**

(52) **U.S. Cl.** **D3/10**

(58) **Field of Classification Search** D3/5-17;
D21/836-839; 135/15.1, 16, 17, 19, 20.1,
135/25.1, 25.2, 25.4, 25.33, 26, 29-31, 33.4,
135/33.41, 20.3; D8/325

See application file for complete search history.

(56) **References Cited**

U.S. PATENT DOCUMENTS

D292,947	S *	12/1987	Levy	D3/10
D314,663	S *	2/1991	Seidel et al.	D3/10
D454,682	S *	3/2002	D'Andrea	D3/10
6,405,742	B1 *	6/2002	Driscoll	135/96
6,516,820	B1 *	2/2003	Earnshaw	135/20.1
6,622,741	B2 *	9/2003	Lai	135/20.3
6,761,180	B1 *	7/2004	Lai	135/20.3
6,810,891	B2 *	11/2004	Ma	135/20.3
2004/0107979	A1 *	6/2004	Lai	135/20.3
2004/0255993	A1 *	12/2004	Ma	135/20.3
2006/0048805	A1 *	3/2006	Lee	135/20.3

* cited by examiner

Primary Examiner—T. Chase Nelson

Assistant Examiner—Anhdao Doan

(74) *Attorney, Agent, or Firm*—Stephen M. Nipper; Dykas, Shaver & Nipper, LLP

(57) **CLAIM**

I claim. The ornamental design for a hinged component for umbrella, as shown and described.

DESCRIPTION

FIG. 1 is a first perspective view of the hinged component for umbrella;

FIG. 2 is a second perspective view of the hinged component for umbrella showing rotation of one component relative to another;

FIG. 3 is a first side elevational view of the hinged component for umbrella;

FIG. 4 is a front side elevational view of the hinged component for umbrella;

FIG. 5 is a second side elevational view of the hinged component for umbrella;

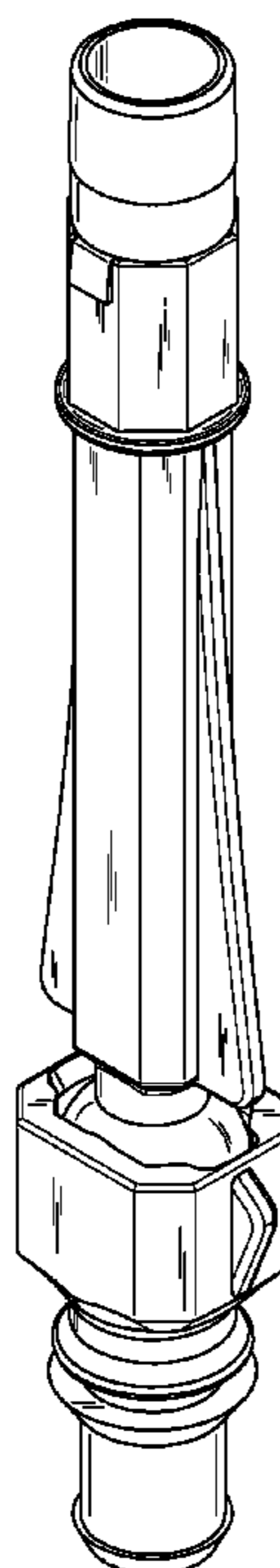
FIG. 6 is a back side elevational view of the hinged component for umbrella;

FIG. 7 is a top plan view of the hinged component for umbrella; and,

FIG. 8 is a bottom plan view of the hinged component for umbrella.

The broken lines in FIGS. 7 and 8 are included for the purpose of illustrating the portions of the hinged component for umbrella that form no part of the claimed design.

1 Claim, 3 Drawing Sheets



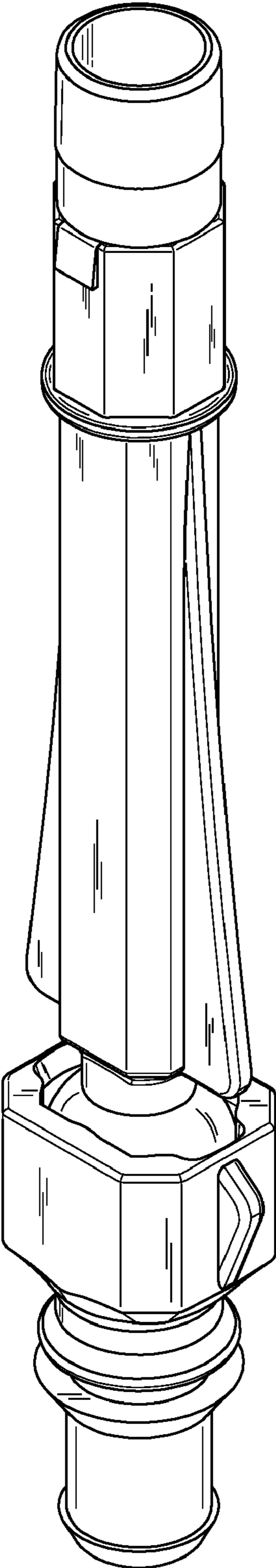


FIG. 1

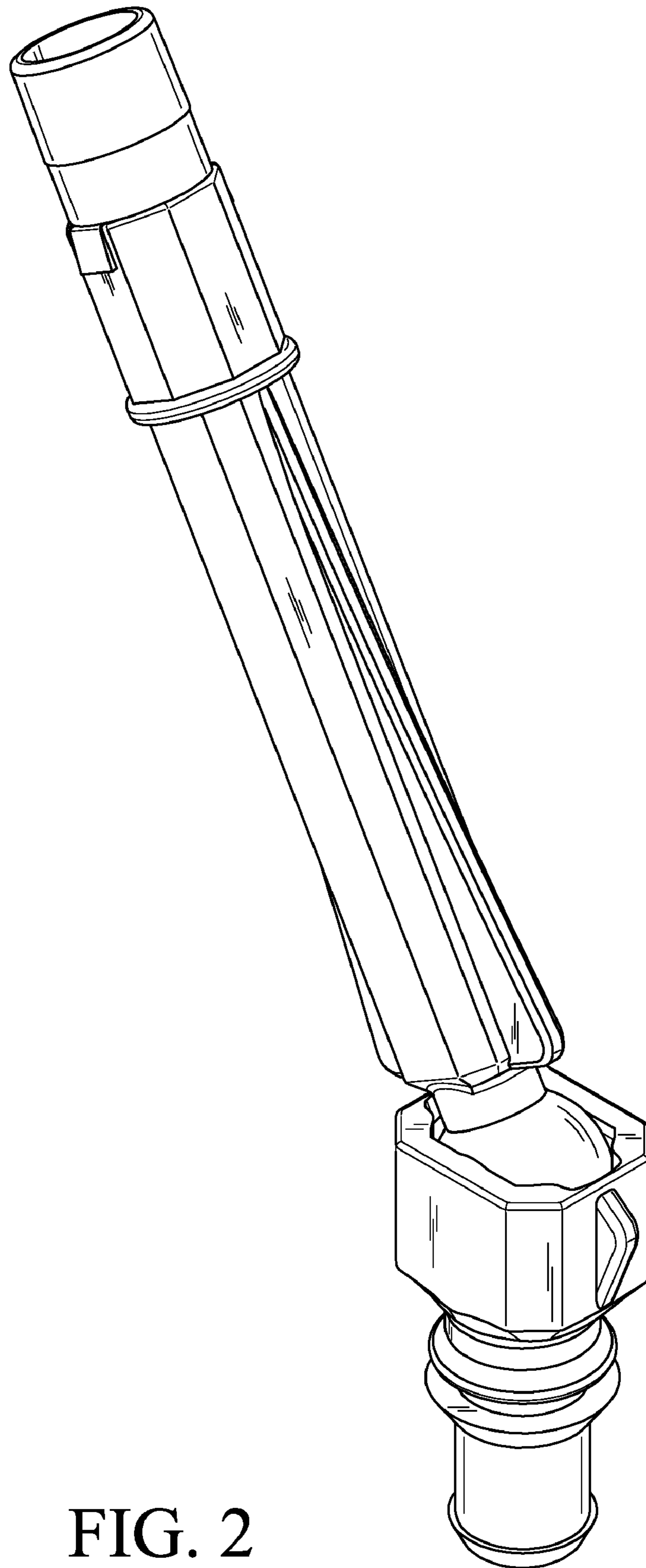


FIG. 2

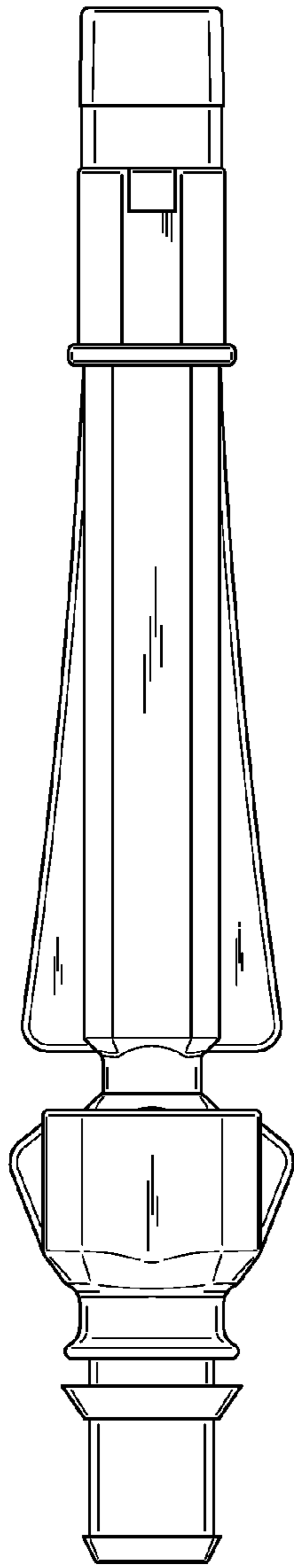


FIG. 3




FIG. 4

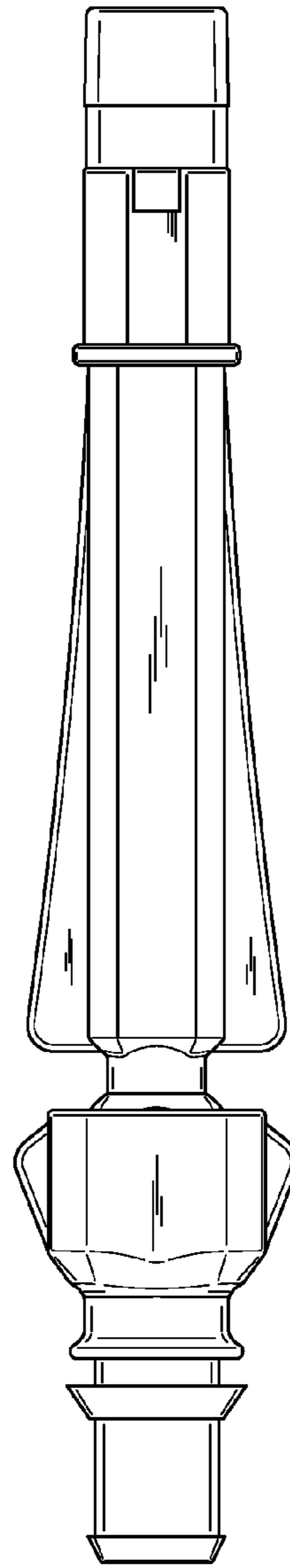


FIG. 5




FIG. 6

FIG. 7

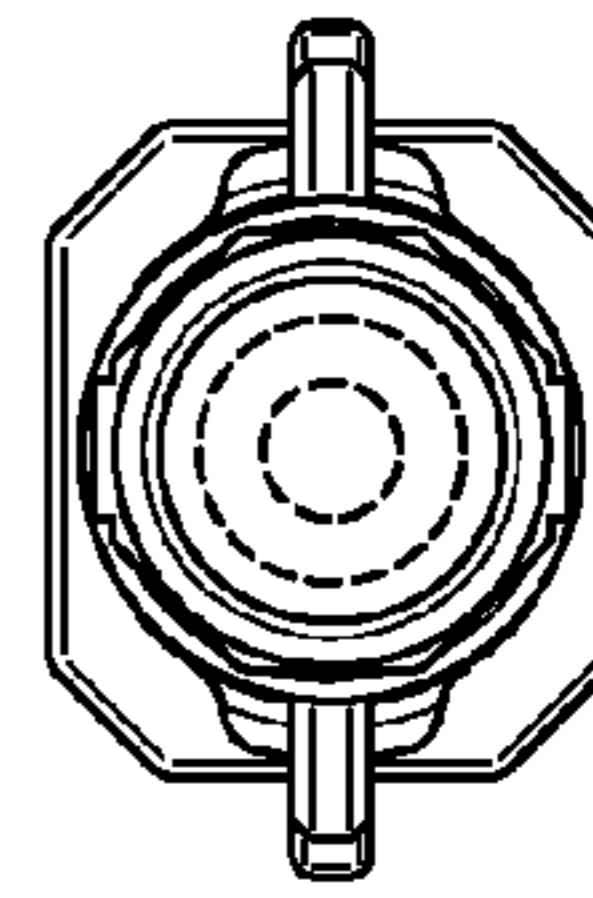


FIG. 8

