

US00D599103S

(12) **United States Design Patent**  
**Hoogendoorn et al.**

(10) **Patent No.:** **US D599,103 S**

(45) **Date of Patent:** **\*\* Sep. 1, 2009**

(54) **UMBRELLA**

(75) Inventors: **Gerrit Hoogendoorn**, Delft (NL);  
**Philip Jeroen Peter Hess**, Delft (NL);  
**Gerardus Maria Kool**, Den Haag (NL)

(73) Assignee: **Senz Technologies BV**, Delft (NL)

(\*\*) Term: **14 Years**

(21) Appl. No.: **29/273,045**

(22) Filed: **Feb. 23, 2007**

(30) **Foreign Application Priority Data**

Aug. 25, 2006 (EM) ..... 000579032-0001  
Aug. 25, 2006 (EM) ..... 000579032-0002

(51) **LOC (9) Cl.** ..... **03-03**

(52) **U.S. Cl.** ..... **D3/5**

(58) **Field of Classification Search** ..... D3/5-17;  
135/15.1, 16, 17, 19, 20.1, 25.1, 25.2, 25.4,  
135/29-31, 33.2, 33.4, 33.41, 98, 99; D21/836-839  
See application file for complete search history.

(56) **References Cited**

**U.S. PATENT DOCUMENTS**

229,685 A \* 7/1880 Ege ..... 135/28  
1,749,363 A 3/1930 Venner  
2,111,578 A 3/1938 Weaver  
2,144,141 A 1/1939 Brandon  
2,948,289 A \* 8/1960 Owczarek ..... 135/20.1  
D228,975 S \* 10/1973 Schertz ..... D3/5  
4,368,749 A 1/1983 Lindler et al.  
5,372,155 A 12/1994 You

5,505,221 A \* 4/1996 Gao ..... 135/20.1  
D379,116 S \* 5/1997 Selberg ..... D3/6  
5,690,131 A 11/1997 Voigt  
D419,759 S \* 2/2000 Goudarzi ..... D3/5  
D437,109 S \* 2/2001 Muscella ..... D3/5  
6,298,867 B1 10/2001 Chang  
D503,036 S \* 3/2005 Di Cesare ..... D3/5

**FOREIGN PATENT DOCUMENTS**

BE 381251 8/1931  
EP 0 444 965 9/1991  
FR 1 380 763 12/1965  
FR 2 598 895 11/1987

\* cited by examiner

*Primary Examiner*—T. Chase Nelson  
*Assistant Examiner*—Anhdao Doan  
(74) *Attorney, Agent, or Firm*—The Webb Law Firm

(57) **CLAIM**

The ornamental design for an umbrella, as shown.

**DESCRIPTION**

FIG. 1 is a bottom view of an umbrella in accordance with the present invention;

FIG. 2 is a front perspective view thereof;

FIG. 3 is a left side view thereof;


FIG. 4 is a right side perspective view thereof;

FIG. 5 is a top perspective view thereof;

FIG. 6 is a right side view thereof; and,

FIG. 7 is a top view thereof.

**1 Claim, 7 Drawing Sheets**



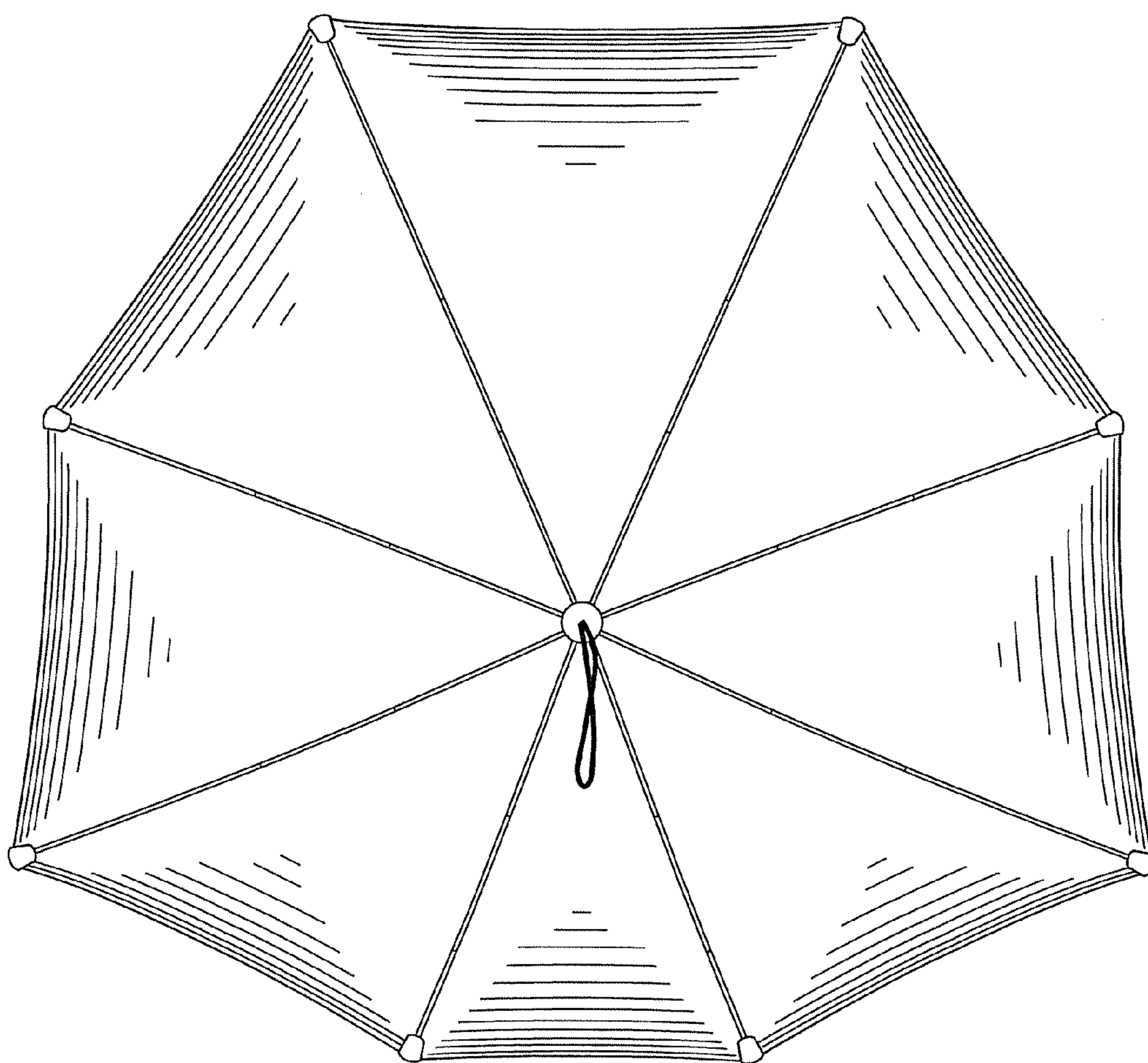


FIG. 1



FIG. 2



FIG. 3



FIG. 4



FIG. 5



FIG. 6

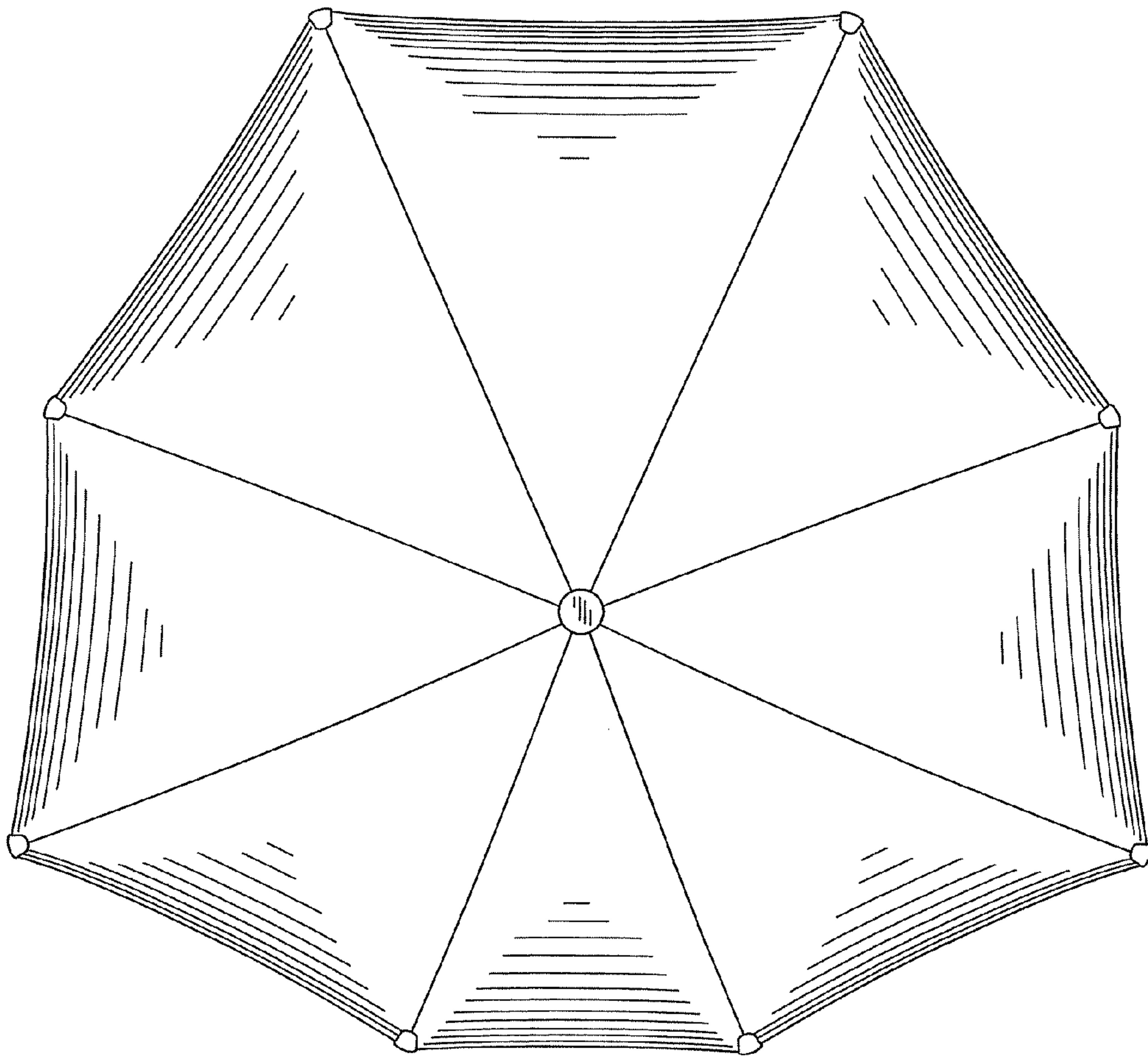


FIG. 7