



US00D599091S

(12) **United States Design Patent**  
**Della Valle et al.**

(10) **Patent No.:** **US D599,091 S**  
(45) **Date of Patent:** **\*\* Sep. 1, 2009**

(54) **PAIR OF SHOE SOLES**

(75) Inventors: **Diego Della Valle**, Sant'Elpidio a Mare (IT); **Andrea Della Valle**, Sant'Elpidio a Mare (IT)

(73) Assignee: **TOD's S.p.A.**, Sant'Elpidio a Mare (Fermo)

(\*\*) Term: **14 Years**

(21) Appl. No.: **29/323,253**

(22) Filed: **Aug. 21, 2008**

(30) **Foreign Application Priority Data**

Feb. 27, 2008 (EM) ..... 000886387

(51) **LOC (9) Cl.** ..... **02-04**

(52) **U.S. Cl.** ..... **D2/954; D2/951**

(58) **Field of Classification Search** ..... D2/902,  
D2/947, 951, 952, 953, 954, 956, 957, 958,  
D2/959, 960; 36/103, 3 B, 22 R, 25 R, 32 R,  
36/59 C, 67 A; D5/32, 37

See application file for complete search history.

(56) **References Cited**

**U.S. PATENT DOCUMENTS**

|           |     |         |                 |       |        |
|-----------|-----|---------|-----------------|-------|--------|
| 2,090,881 | A * | 8/1937  | Wilson          | ..... | 36/29  |
| D263,348  | S * | 3/1982  | Cohen           | ..... | D2/954 |
| D263,518  | S * | 3/1982  | Cohen           | ..... | D2/954 |
| 4,733,483 | A * | 3/1988  | Lin             | ..... | 36/28  |
| D321,589  | S * | 11/1991 | Merk et al.     | ..... | D2/954 |
| D437,676  | S * | 2/2001  | Ferrer          | ..... | D2/954 |
| D441,945  | S * | 5/2001  | Della Valle     | ..... | D2/956 |
| D442,767  | S * | 5/2001  | Della Valle     | ..... | D2/954 |
| D448,544  | S * | 10/2001 | Della Valle     | ..... | D2/954 |
| D471,695  | S * | 3/2003  | Valle           | ..... | D2/956 |
| D487,837  | S * | 3/2004  | McClaskie       | ..... | D2/954 |
| D490,223  | S * | 5/2004  | McClaskie       | ..... | D2/954 |
| D495,861  | S * | 9/2004  | Georgiou et al. | ..... | D2/961 |
| D540,517  | S * | 4/2007  | McClaskie       | ..... | D2/954 |
| D541,021  | S * | 4/2007  | McClaskie       | ..... | D2/954 |

|          |     |        |             |       |        |
|----------|-----|--------|-------------|-------|--------|
| D548,435 | S * | 8/2007 | McClaskie   | ..... | D2/954 |
| D548,934 | S * | 8/2007 | Choi        | ..... | D2/954 |
| D559,510 | S * | 1/2008 | McClaskie   | ..... | D2/954 |
| D560,053 | S * | 1/2008 | McClaskie   | ..... | D2/954 |
| D560,332 | S * | 1/2008 | Della Valle | ..... | D2/923 |
| D560,334 | S * | 1/2008 | Della Valle | ..... | D2/956 |
| D560,888 | S * | 2/2008 | Della Valle | ..... | D2/954 |
| D563,084 | S * | 3/2008 | Della Valle | ..... | D2/956 |
| D565,286 | S * | 4/2008 | McClaskie   | ..... | D2/955 |
| D566,934 | S * | 4/2008 | Della Valle | ..... | D2/954 |
| D571,987 | S * | 7/2008 | Della Valle | ..... | D2/954 |

**FOREIGN PATENT DOCUMENTS**

JP 1261944 2/2006

\* cited by examiner

*Primary Examiner*—Celia A Murphy

(74) *Attorney, Agent, or Firm*—Knobbe, Martens, Olson & Bear, LLP

(57) **CLAIM**

We claim the ornamental design for a pair of shoe soles, as shown and described.

**DESCRIPTION**

FIG. 1 is a front elevational view of the left component of a pair of shoe soles showing our new design;

FIG. 2 is a rear elevational view thereof.

FIG. 3 is a left side elevational view thereof.

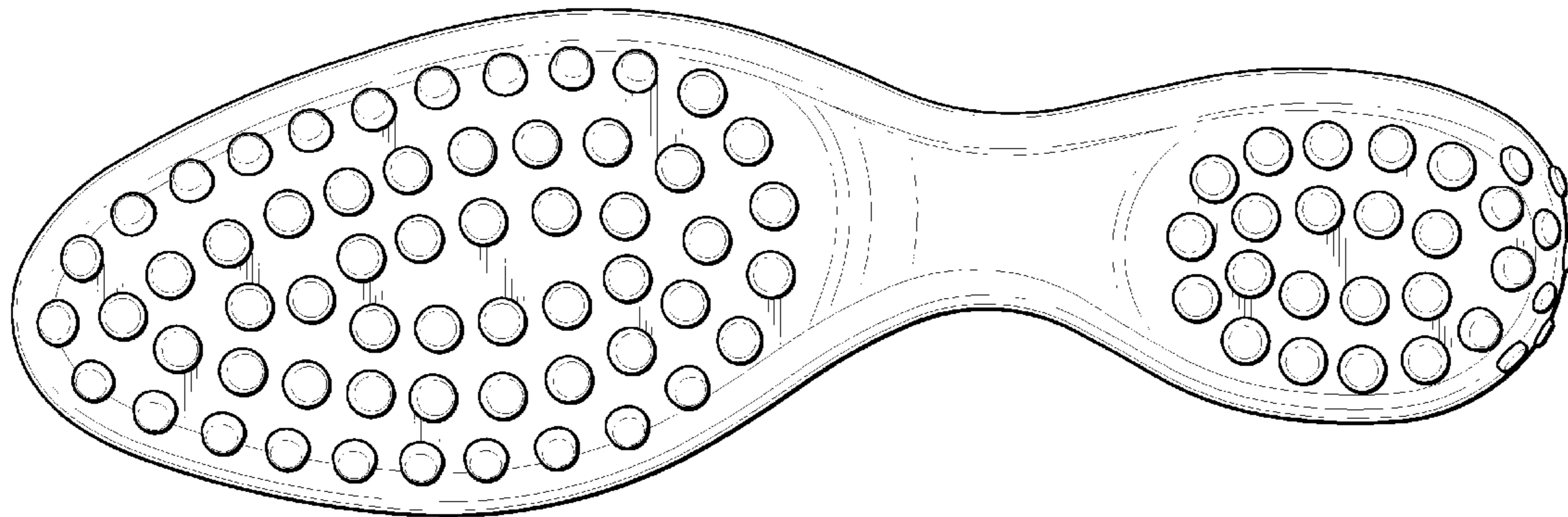
FIG. 4 is a right side elevational view thereof; and,

FIG. 5 is a bottom plan view thereof.

Dot-dashed lines have been used in FIGS. 1, 3, and 4 to show the boundaries of disclaimed portions of the drawings. Dashed lines have been used in FIG. 1 to depict details that are environmental only and form no part of the claimed design.

FIGS. 1–5 depict views of a left shoe sole showing our new design. Respective views of a right shoe sole showing our new design are mirror images of FIGS. 1–5.

**1 Claim, 3 Drawing Sheets**



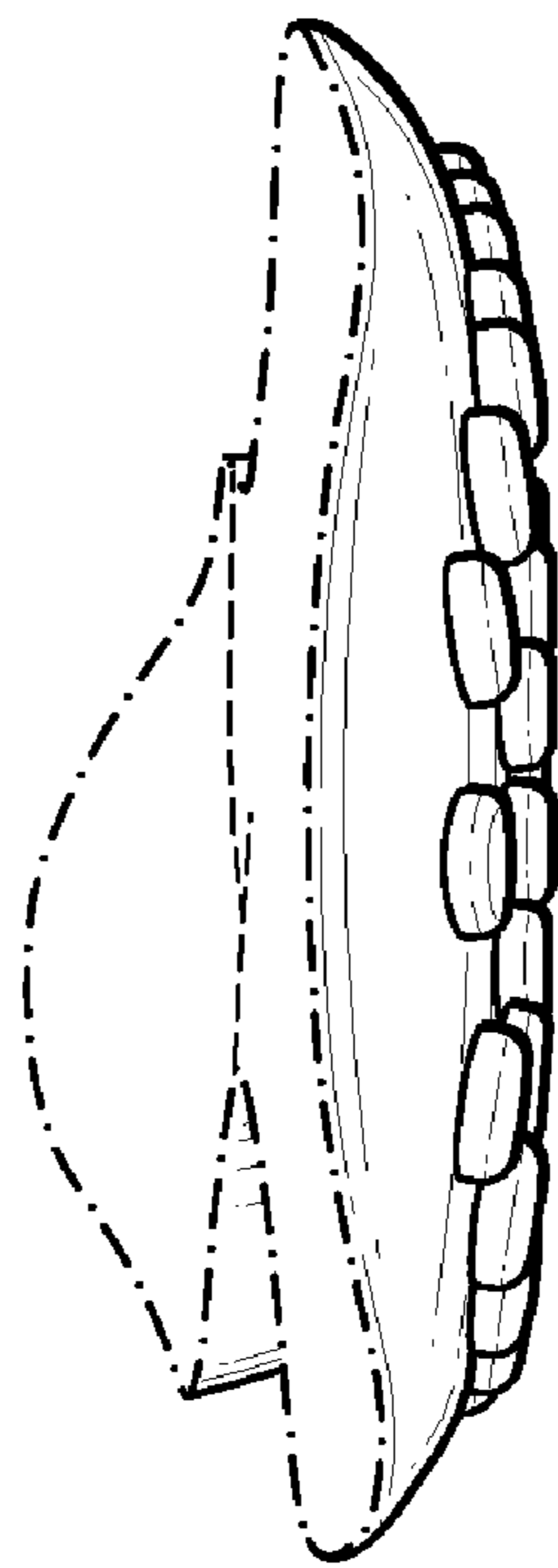


FIG. 1

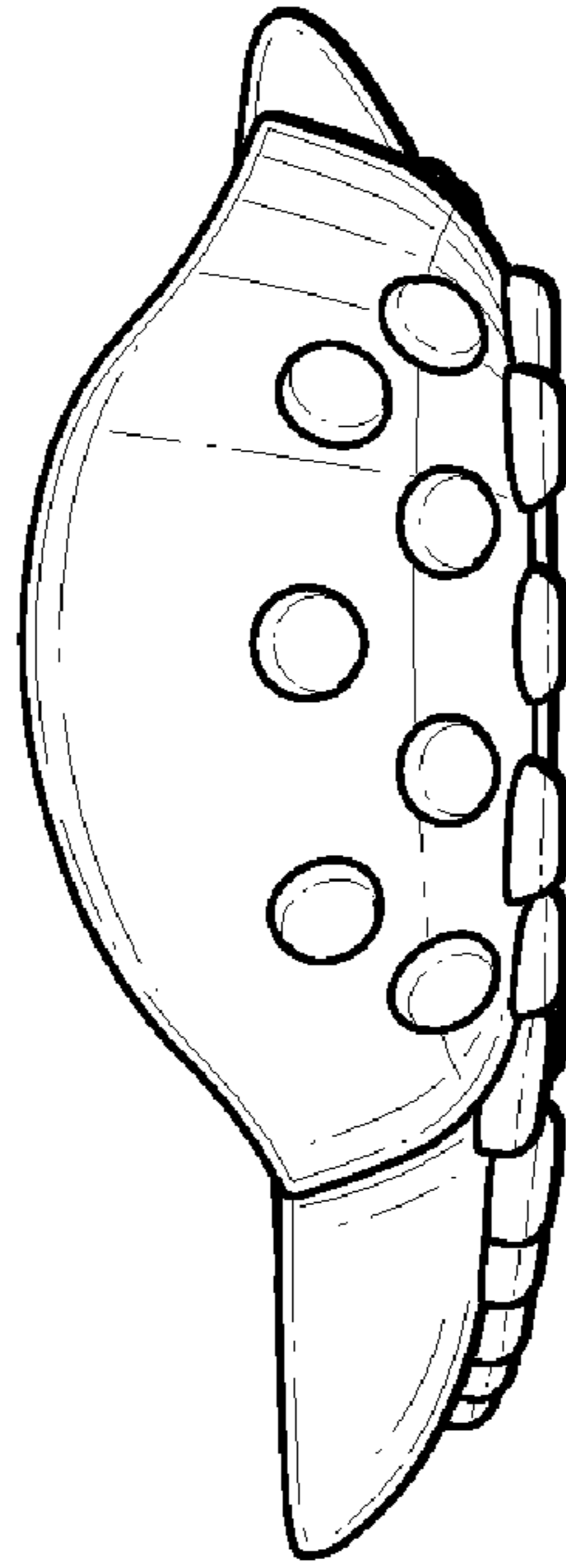


FIG. 2

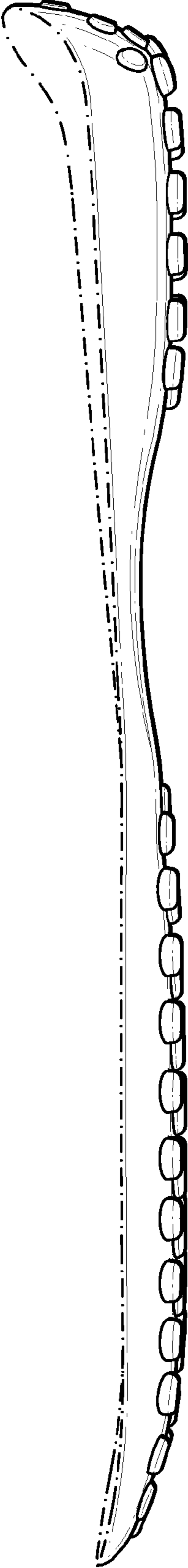


FIG. 3

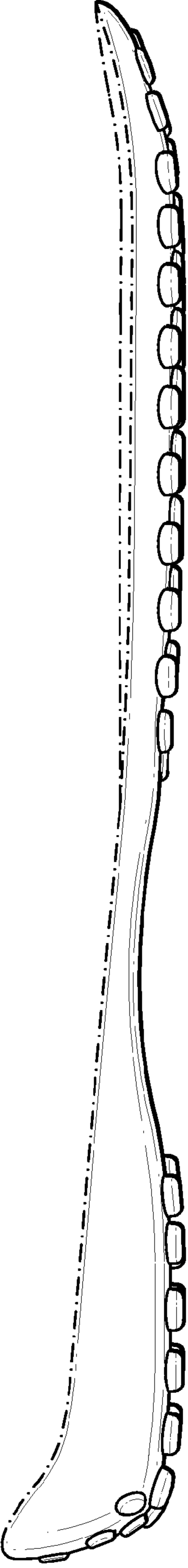


FIG. 4

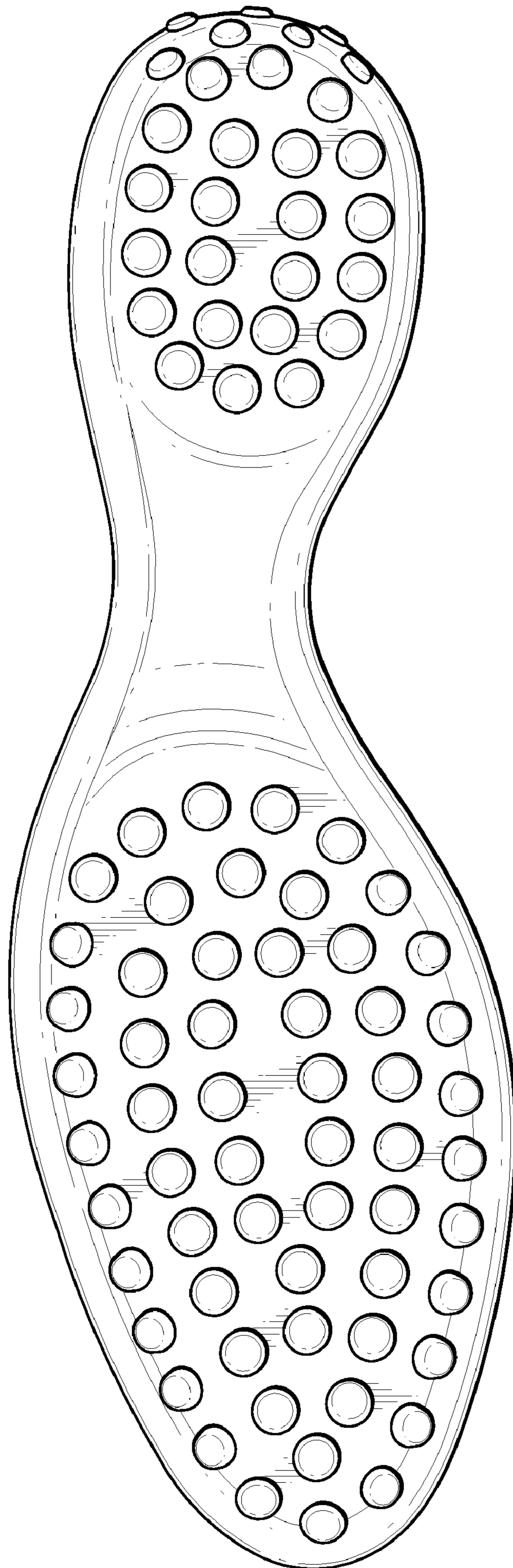


FIG. 5