

US00D599090S

(12) **United States Design Patent**
McClaskie

(10) **Patent No.:** **US D599,090 S**
(45) **Date of Patent:** **** Sep. 1, 2009**

(54) **OUTSOLE FOR A SHOE**

(75) Inventor: **Thomas E. McClaskie**, Bethlehem, PA
(US)

(73) Assignee: **Columbia Insurance Company**,
Omaha, NE (US)

(**) Term: **14 Years**

(21) Appl. No.: **29/328,084**

(22) Filed: **Nov. 18, 2008**

(51) **LOC (9) Cl.** **02-04**

(52) **U.S. Cl.** **D2/952; D2/951; D2/953**

(58) **Field of Classification Search** D2/902,
D2/947, 949, 951, 953, 957, 959, 960, 954,
D2/956, 952; D5/5, 32, 66; 36/59 R, 8.4,
36/3 B, 22 R, 25 R

See application file for complete search history.

(56) **References Cited**

U.S. PATENT DOCUMENTS

1,106,989	A *	8/1914	Szekfu	36/34 R
D84,816	S *	8/1931	Freundenberg	D5/16
D129,576	S *	9/1941	Ausubel	D2/966
D137,843	S *	5/1944	Burton	D5/66
D168,540	S *	1/1953	Friedman et al.	D5/66
D192,409	S *	3/1962	Joiner	D2/965
D240,962	S *	8/1976	Matsumoto	D5/16
D248,893	S *	8/1978	Comensoli et al.	D5/32
D330,802	S	11/1992	Edmund et al.	
D346,269	S *	4/1994	Irvani-Pour	D2/965
D466,798	S *	12/2002	Rebman et al.	D8/376
D474,329	S	5/2003	McClaskie	
D492,100	S *	6/2004	Hsu	D2/952
D494,347	S	8/2004	McClaskie	
D495,856	S	9/2004	McClaskie	
D497,468	S	10/2004	McClaskie	
D513,840	S	1/2006	Urie et al.	
D525,017	S	7/2006	Ochoa	
D530,063	S *	10/2006	Issler	D2/916

D531,393	S	11/2006	McClaskie	
D531,787	S *	11/2006	McClaskie	D2/952
D535,462	S *	1/2007	Amado et al.	D2/965
D540,515	S *	4/2007	McClaskie	D2/952
D546,530	S *	7/2007	McClaskie	D2/952
D553,832	S *	10/2007	McClaskie	D2/952
D555,338	S	11/2007	McClaskie	
D557,883	S	12/2007	McClaskie	
D558,963	S	1/2008	McClaskie	
D559,507	S	1/2008	McClaskie	
D561,433	S	2/2008	McClaskie	
D569,083	S	5/2008	McClaskie	
D573,345	S *	7/2008	Yuson	D3/322
D580,135	S *	11/2008	Belley et al.	D2/952

* cited by examiner

Primary Examiner—Celia A Murphy

(74) *Attorney, Agent, or Firm*—St. Onge Steward Johnston & Reens LLC

(57) **CLAIM**

The ornamental design for an outsole for a shoe, as shown and described.

DESCRIPTION

FIG. 1 is a bottom perspective view of an outsole for a shoe in accordance with my new design;

FIG. 2 is a bottom view thereof;

FIG. 3 is a left side view thereof;

FIG. 4 is a right side view thereof;

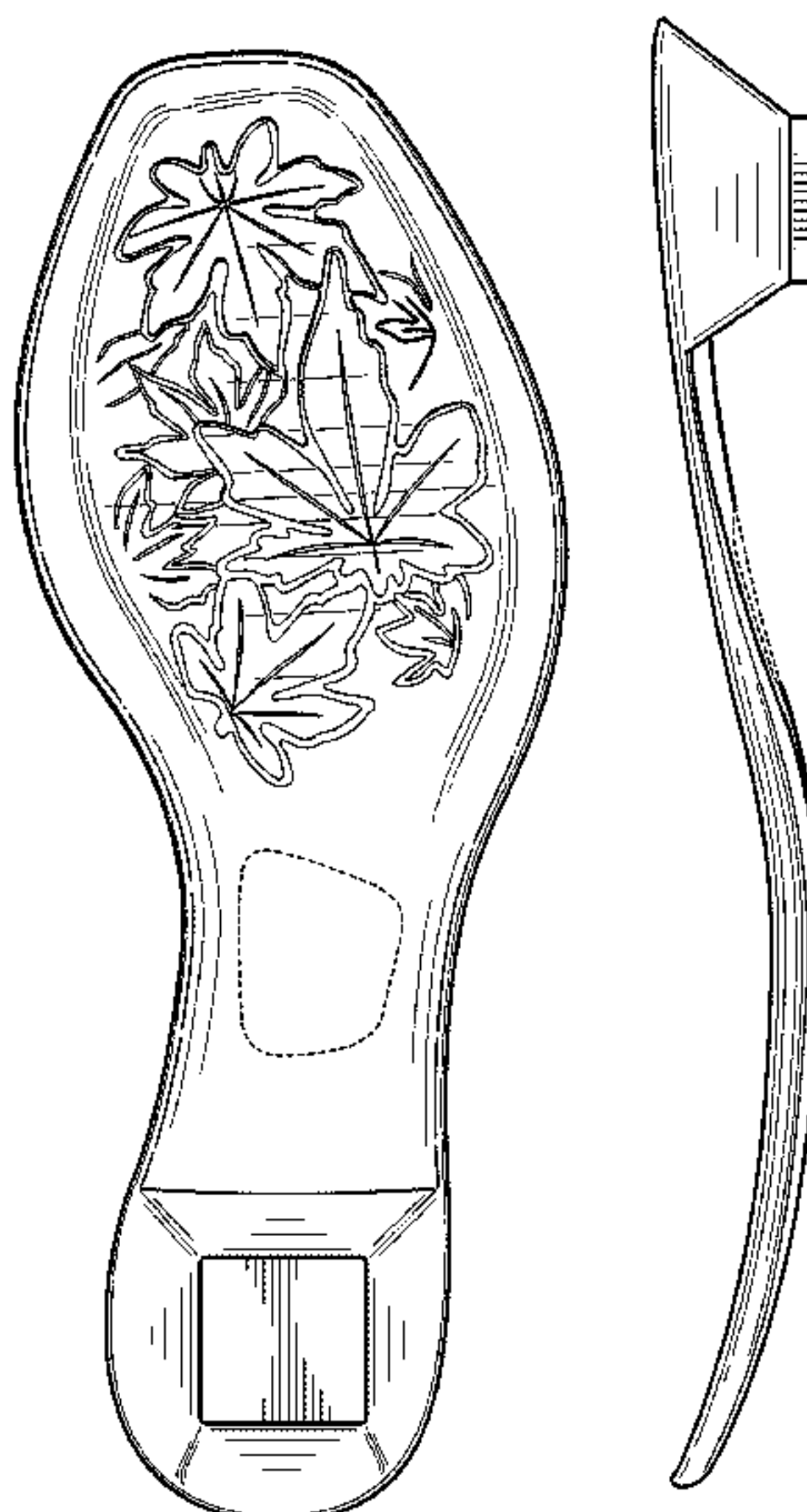
FIG. 5 is a front view thereof;

FIG. 6 is a rear view thereof; and,

FIG. 7 is an enlarged perspective view of the area labeled “7” in FIG. 1.

The broken lines shown in each arch area of FIGS. 1–4 represent boundaries of the design with the lines themselves and the areas within them forming no part of the claim.

1 Claim, 5 Drawing Sheets



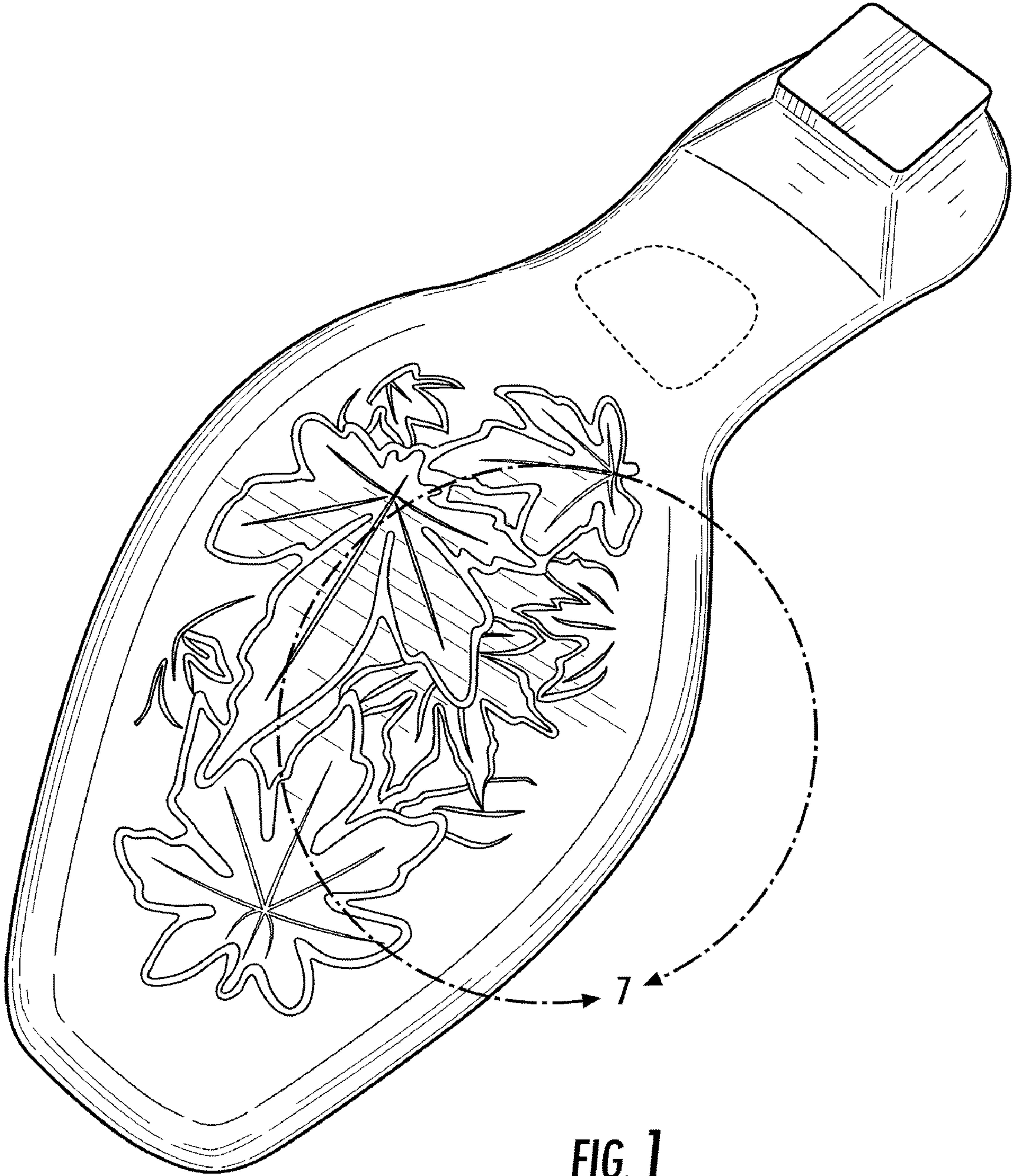


FIG. 1

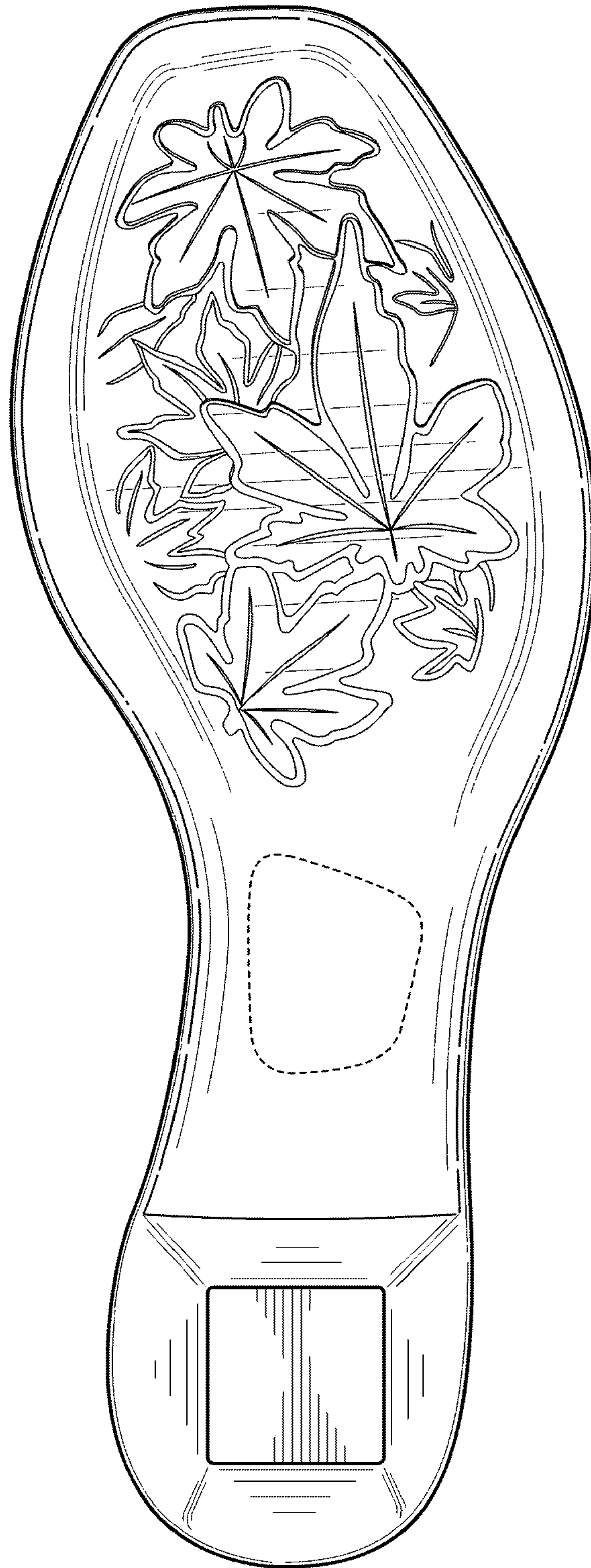


FIG. 2




FIG. 3




FIG. 4




FIG. 5




FIG. 6



FIG. 7