



US00D599071S

(12) **United States Design Patent**
Massip et al.

(10) **Patent No.:** **US D599,071 S**
(45) **Date of Patent:** **** Aug. 25, 2009**

(54) **SOLEPLATE FOR LAUNDRY IRON**

D560,322 S 1/2008 Massip et al.

(75) Inventors: **Victor Massip**, Nantes (FR); **Laurent Lebot**, Nantes (FR)

(73) Assignee: **Rowenta Werke GmbH**, Offenbach am Main (DE)

(**) Term: **14 Years**

(21) Appl. No.: **29/326,257**

(22) Filed: **Oct. 15, 2008**

(30) **Foreign Application Priority Data**

Jun. 5, 2008 (EM) 000947205-0001

(51) **LOC (9) Cl.** **07-05**

(52) **U.S. Cl.** **D32/71**

(58) **Field of Classification Search** D32/68-73;
38/69, 74-75, 77.1-77.9, 88.81, 93, 81; 248/117.1-117.7;
219/245, 249

See application file for complete search history.

(56) **References Cited**

U.S. PATENT DOCUMENTS

3,142,916	A *	8/1964	Jacobson	38/97
4,634,836	A *	1/1987	Yamac	219/249
5,014,454	A *	5/1991	Maurin et al.	38/93
D330,965	S *	11/1992	Paulin	D32/71
D338,575	S *	8/1993	Takaya et al.	D6/467
5,532,455	A *	7/1996	Bouleau et al.	219/245
D396,915	S *	8/1998	McIntyre	D32/71
D429,048	S *	8/2000	Brady	D32/71
D441,157	S *	4/2001	Powell	D32/71
D441,158	S *	4/2001	Stutzer et al.	D32/71
D441,931	S *	5/2001	Powell	D32/71
D519,699	S *	4/2006	Lee	D32/71
D546,518	S	7/2007	Massip et al.		

OTHER PUBLICATIONS

U.S. Appl. No. 29/320,901, Jul. 8, 2008, Massip, et al.
 U.S. Appl. No. 29/326,257, Oct. 15, 2008, Massip, et al.
 Design Registration No. 000933346-0001, registered on May 13, 2008, in the name of Rowenta Werke GmbH, pp. 1-2.
 Design Registration No. 000933346-0002, registered on May 13, 2008, in the name of Rowenta Werke GmbH, pp. 1-2.
 Design Registration No. 000937297-0001, registered on May 20, 2008, in the name of Calor, pp. 1-2.
 Design Registration No. 000433479-0002, registered on Nov. 16, 2005, in the name of Rowenta Werke GmbH, pp. 1-2.
 Design Registration No. 000433305-0002, registered on Nov. 16, 2005, in the name of Rowenta Werke GmbH, pp. 1-2.
 Design Registration No. 000216767-0002, registered on Aug. 16, 2004, in the name of Koninklijke Philips Electronics N.V., pp. 1-2.
 U.S. Appl. No. 29/320,901, filed Jul. 8, 2008, Massip et al.

* cited by examiner

Primary Examiner—Pamela J Burgess

(74) *Attorney, Agent, or Firm*—Oblon, Spivak, McClelland, Maier & Neustadt, P.C.

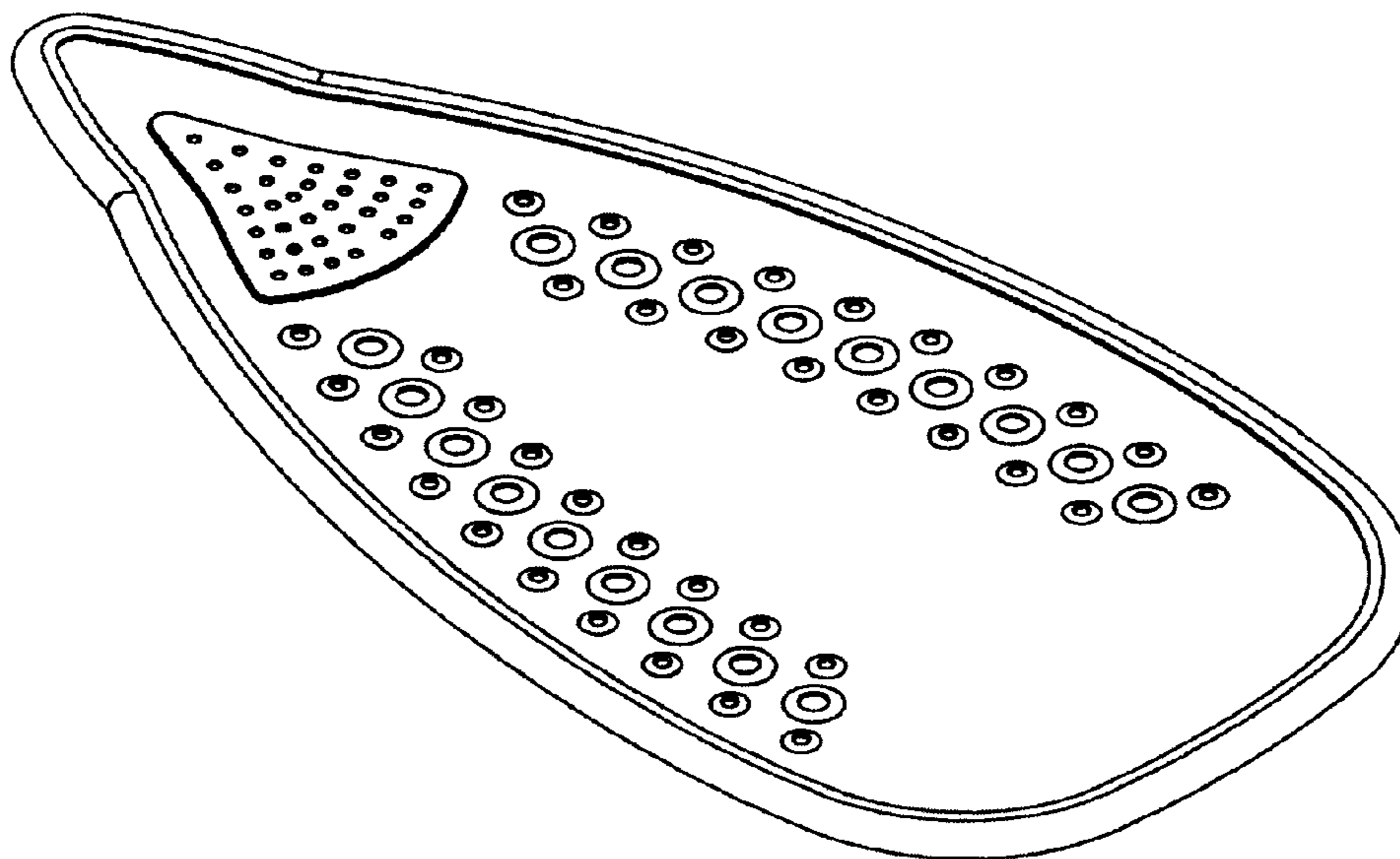
(57) **CLAIM**

The ornamental design for soleplate for laundry iron, as shown and described.

DESCRIPTION

FIG. 1 is a top, left, rear perspective view of the soleplate for laundry iron, showing our design;
 FIG. 2 is a top view thereof;
 FIG. 3 is a left view thereof;
 FIG. 4 is a rear view thereof;
 FIG. 5 is a front view thereof;
 FIG. 6 is a right view thereof; and,
 FIG. 7 is a bottom view thereof.

1 Claim, 7 Drawing Sheets



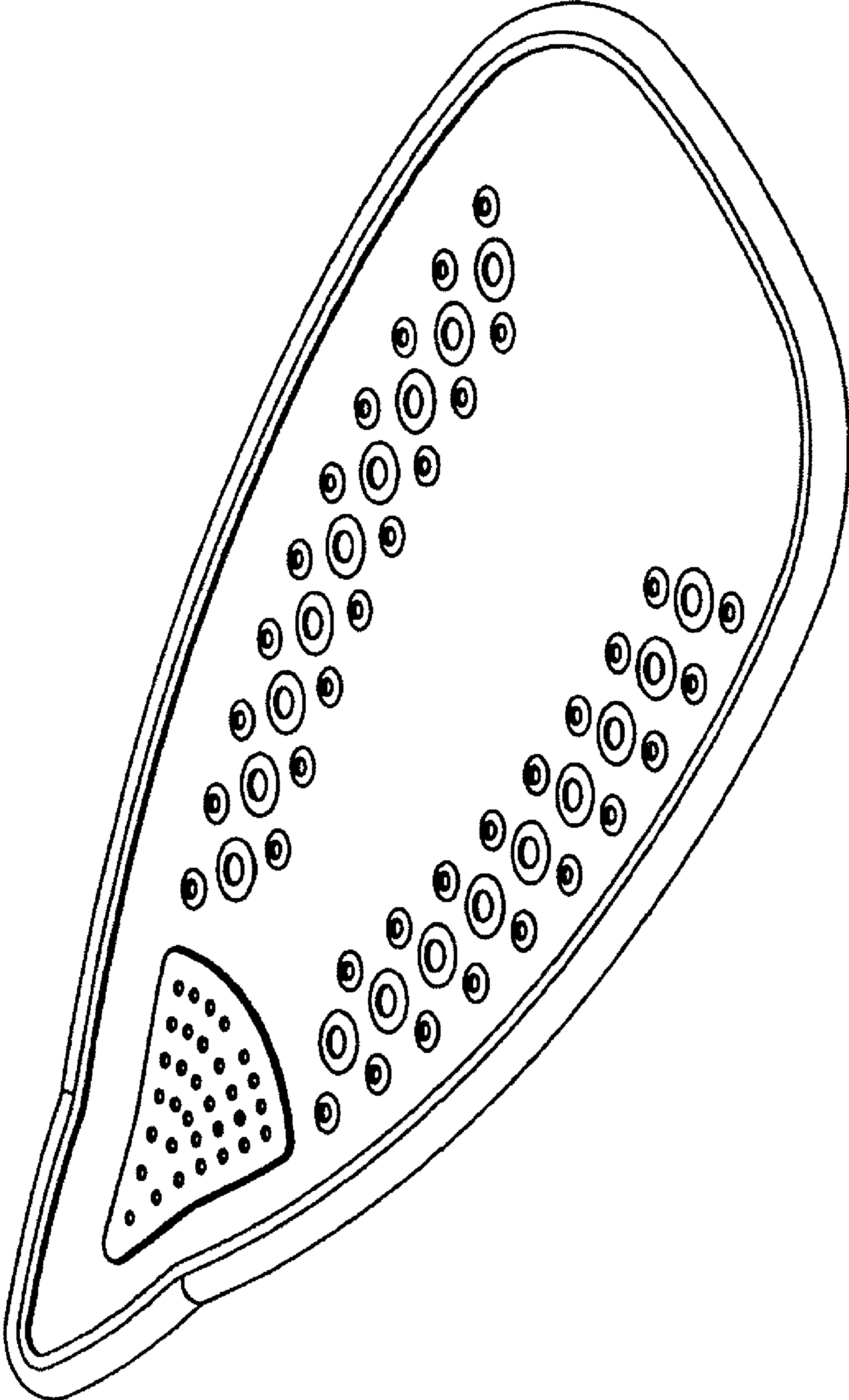


Fig. 1

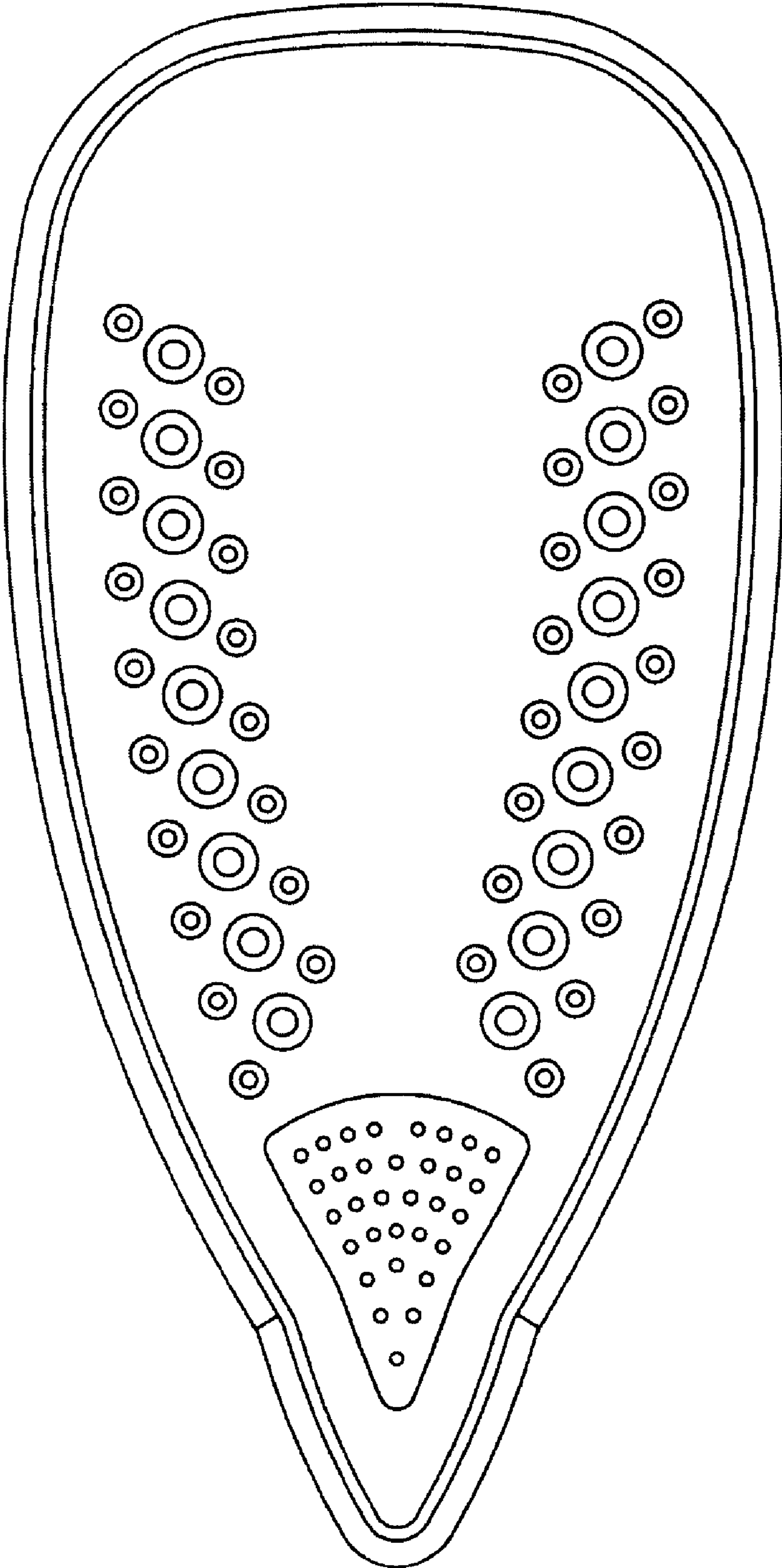


Fig. 2



Fig. 3



Fig. 4

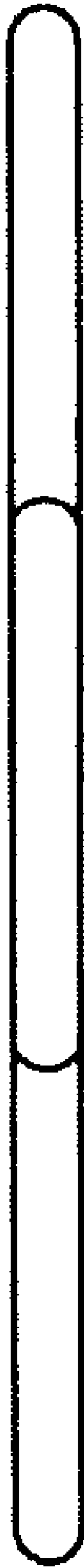


Fig. 5



Fig. 6

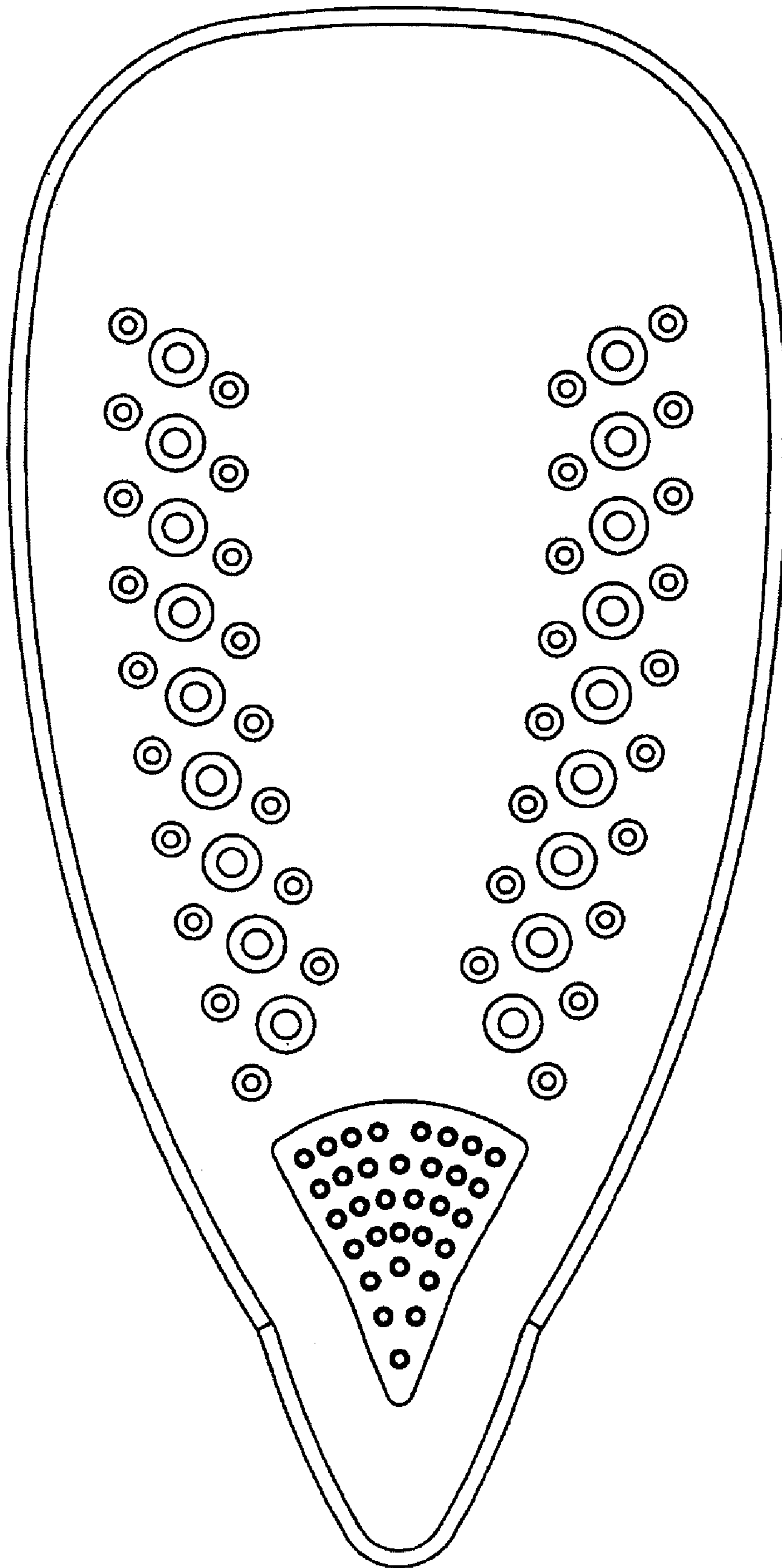


Fig. 7