



US00D599045S

(12) **United States Design Patent**
Castellucci et al.

(10) **Patent No.:** **US D599,045 S**
(45) **Date of Patent:** **** Aug. 25, 2009**

(54) **LIGHTING DEVICE**

(75) Inventors: **Peter C Castellucci**, Syracuse, NY (US);
Scott W Osiecki, Skaneateles, NY (US)

(73) Assignee: **Eveready Battery Co., Inc.**, St. Louis,
MO (US)

(**) Term: **14 Years**

(21) Appl. No.: **29/320,906**

(22) Filed: **Jul. 8, 2008**

Related U.S. Application Data

(62) Division of application No. 29/288,042, filed on May
25, 2007, now Pat. No. Des. 575,893.

(51) **LOC (9) Cl.** **26-02**

(52) **U.S. Cl.** **D26/37**

(58) **Field of Classification Search** D26/37-50;
362/157, 158, 171-174, 183-208
See application file for complete search history.

(56) **References Cited**

U.S. PATENT DOCUMENTS

D65,920 S	11/1924	Monroe
D211,387 S	6/1968	Muller
D253,853 S	1/1980	Gerber
D272,657 S	2/1984	Caldwell
D311,067 S	10/1990	Chabria
D317,310 S	6/1991	Schwartz
D328,357 S	7/1992	Schneider
D343,469 S	1/1994	Yuen
D343,470 S	1/1994	Yuen
D356,174 S	3/1995	Lo
D370,070 S	5/1996	Kay
D385,652 S	10/1997	Haslam
D411,324 S	6/1999	Roorda

D411,635 S	6/1999	Philpot et al.
D434,863 S	12/2000	Boessel
D437,429 S	2/2001	Boessel
D441,488 S	5/2001	Benghozi
D442,728 S	5/2001	Littman
6,227,677 B1	5/2001	Willis

(Continued)

FOREIGN PATENT DOCUMENTS

WO 2007090112 A2 8/2007

OTHER PUBLICATIONS

Wall Lamp #02534-89 on p. 109 of the World Imports Catalog 26
(c)2004.

Primary Examiner—Marcus A Jackson

(74) *Attorney, Agent, or Firm*—Gregory J. Adams

(57) **CLAIM**

We claim the ornamental design for a lighting device, as
shown and described.

DESCRIPTION

FIG. 1 is a perspective view of the lighting device.

FIG. 2 is a front view of the lighting device.

FIG. 3 is a back view of the lighting device.

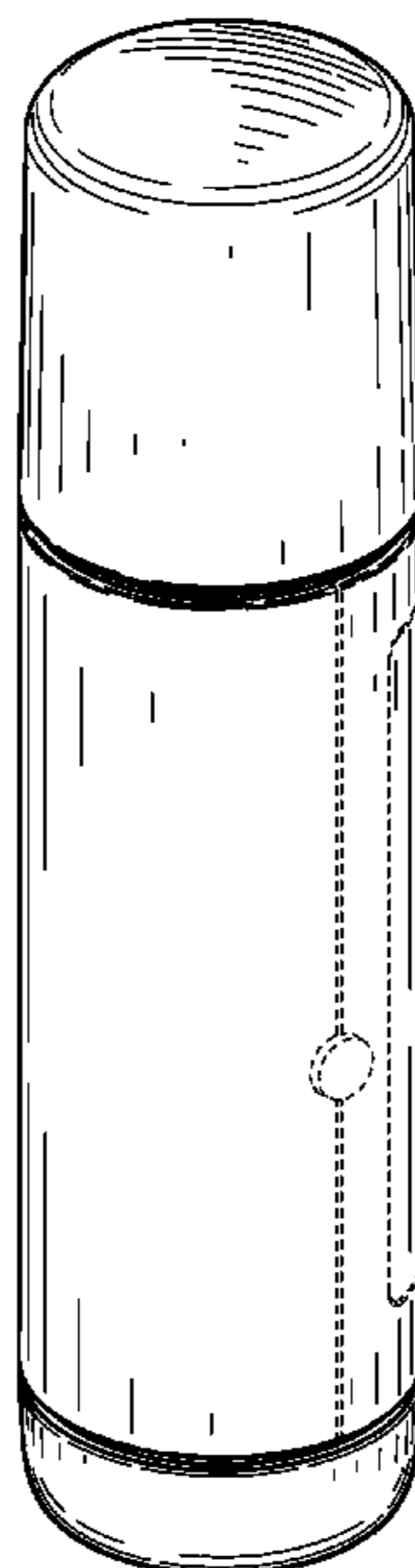
FIG. 4 is a left side view of the lighting device. A right side
view of the lighting device is a mirror image of the left side
view.

FIG. 5 is a top view of the lighting device; and,

FIG. 6 is a bottom view of the lighting device.

Any broken line(s) shown are for illustrative purposes only
and form no part of the claimed design.

1 Claim, 3 Drawing Sheets



US D599,045 S

Page 2

U.S. PATENT DOCUMENTS

D449,402 S	10/2001	Echito	
D450,868 S	11/2001	Maximilian-Yee	
D459,521 S	6/2002	Echito	
D473,004 S	4/2003	Hoernig	
D477,432 S	7/2003	Parsons	
D491,305 S	6/2004	Copeland	
D496,485 S	9/2004	Stekelenburg	
D521,666 S *	5/2006	Chean	D26/37
7,048,414 B2	5/2006	Weber	
D523,982 S	6/2006	Doong	
D524,468 S *	7/2006	Chean	D26/37
D527,129 S	8/2006	Hodgson	
D527,132 S	8/2006	Citterio	
D532,920 S	11/2006	Echito	
7,150,540 B2	12/2006	Kovacik et al.	
D539,216 S	3/2007	Hamaguchi	
D539,456 S	3/2007	Sassoon et al.	
D551,368 S *	9/2007	Shiu	D26/37
D558,911 S	1/2008	Bickler et al.	
D563,007 S *	2/2008	Opolka	D26/49
D567,416 S *	4/2008	Shiu	D26/37
D575,893 S *	8/2008	Castellucci et al.	D26/87
D578,687 S *	10/2008	Hong	D26/37
2004/0145890 A1	7/2004	Liao	
2005/0231941 A1	10/2005	Huang	

* cited by examiner

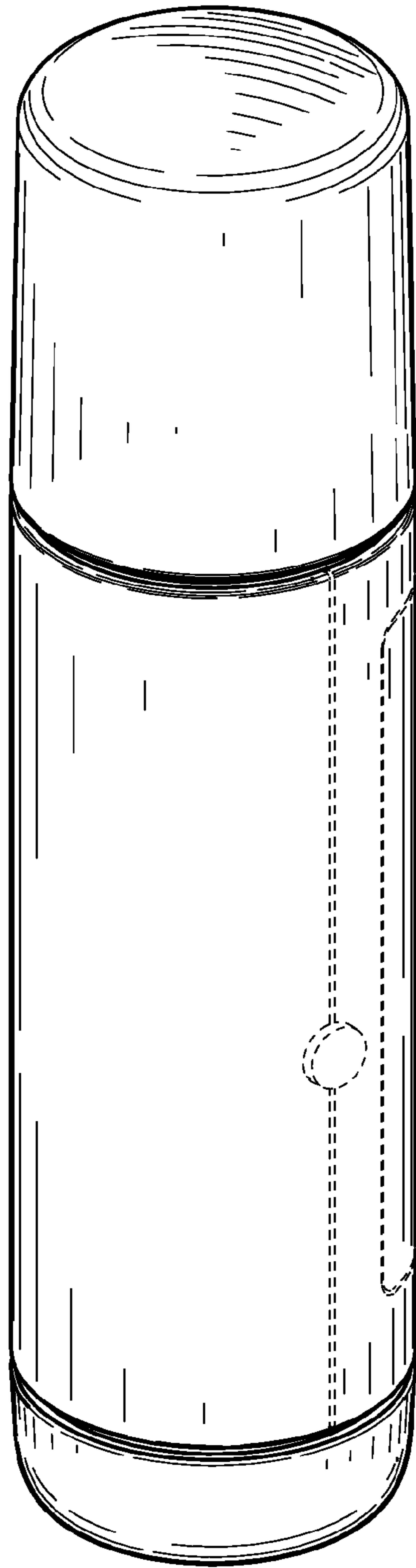


Fig. 1




Fig. 2

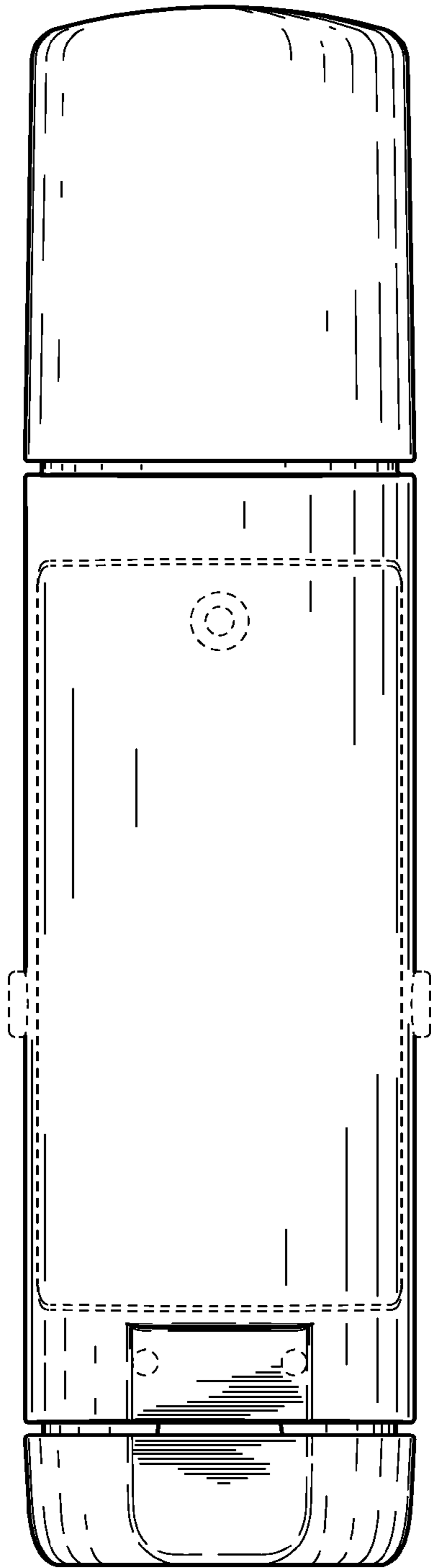


Fig. 3

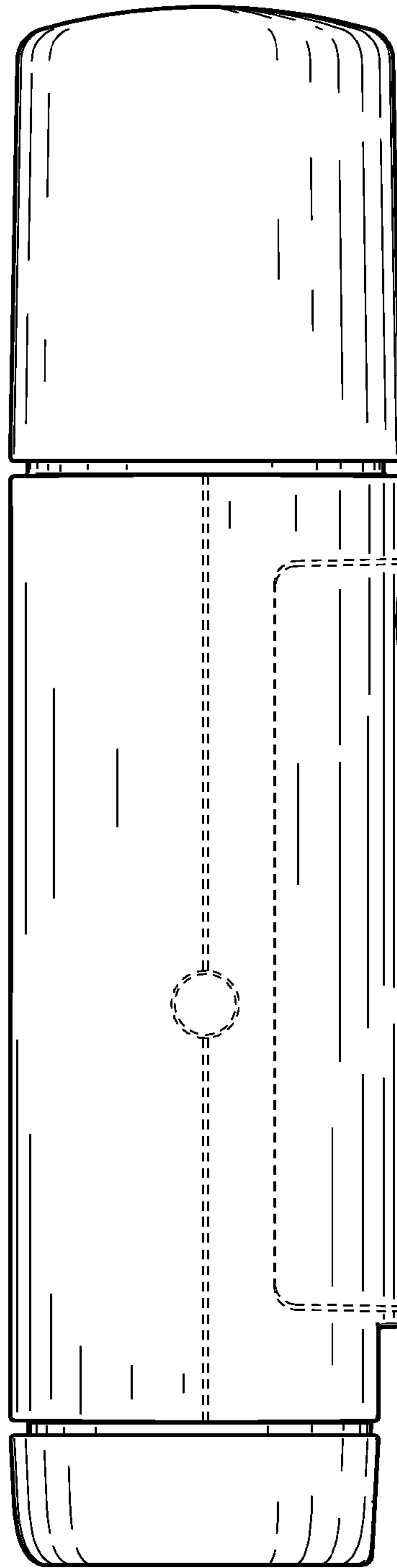


Fig. 4




Fig. 5

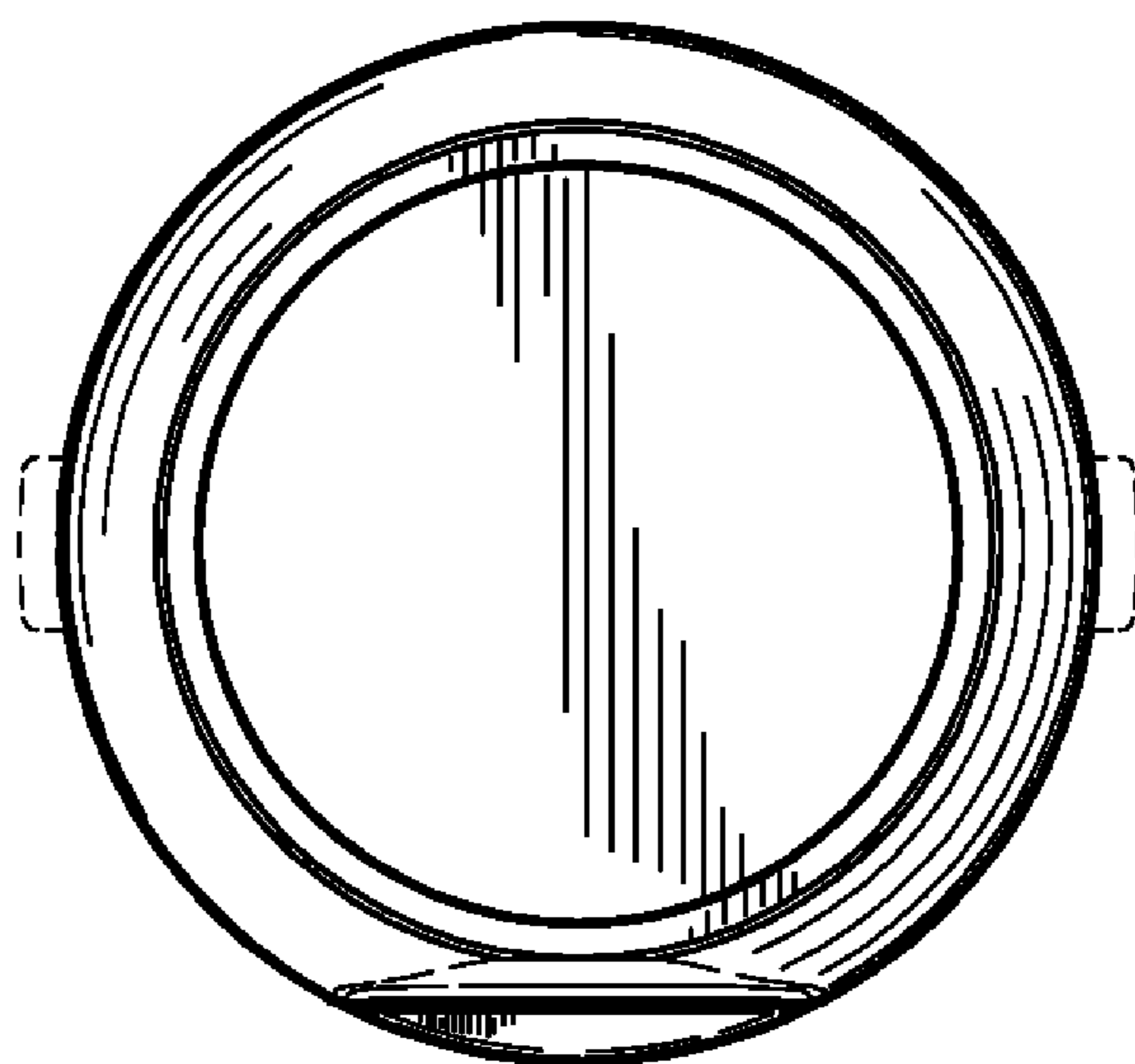


Fig. 6