

US00D599029S

(12) **United States Design Patent**
Ferber et al.

(10) **Patent No.:** **US D599,029 S**

(45) **Date of Patent:** **** Aug. 25, 2009**

(54) **MASSAGER**

(75) Inventors: **Roman S. Ferber**, West Bloomfield, MI (US); **Andrew Steven Juhasz**, Ajax (CA); **Elizabeth Harrison Meyer**, Chicago, IL (US)

(73) Assignee: **FKA Distributing Co.**, Commerce Township, MI (US)

(**) Term: **14 Years**

(21) Appl. No.: **29/327,020**

(22) Filed: **Oct. 29, 2008**

Related U.S. Application Data

(62) Division of application No. 29/302,887, filed on Jan. 28, 2008, now Pat. No. Des. 581,541.

(51) **LOC (9) Cl.** **28-03**

(52) **U.S. Cl.** **D24/215; D24/214**

(58) **Field of Classification Search** D24/211, D24/214, 215, 200; 601/15, 17, 18, 21, 47, 601/87, 84, 80, 70, 67, 73, 122, 85, 118, 601/119, 123, 125, 126, 130, 131, 134, 136, 601/137; D4/114, 129, 138; D32/45, 52

See application file for complete search history.

(56) **References Cited**

U.S. PATENT DOCUMENTS

D32,665 S	5/1900	Stevens
D262,908 S	2/1982	Pesco
D318,971 S	8/1991	Mitchell
D331,466 S	12/1992	Doria
D341,426 S	11/1993	Hubbard
D346,449 S	4/1994	Cheng
D346,660 S	5/1994	Chiang
D354,571 S	1/1995	Monti
D376,015 S	11/1996	Newberry
D377,100 S	12/1996	Gladieux, Jr.
D377,222 S	1/1997	Pemberton
D382,973 S	8/1997	Balanchi
D384,157 S	9/1997	Kusnets et al.

D422,364 S	4/2000	Van Dyk et al.
D423,109 S	4/2000	Allende
D438,977 S	3/2001	Khalaj
D441,088 S *	4/2001	Raffo D24/214
D447,809 S	9/2001	Gladieux, III et al.
D456,522 S	4/2002	Elkerbout
D476,087 S	6/2003	Dirks et al.
D486,236 S	2/2004	Nan
D505,268 S	5/2005	Potempa
D555,361 S	11/2007	Arvinte
D556,913 S *	12/2007	Laituri D24/214
D581,541 S *	11/2008	Ferber et al. D24/215
D581,542 S *	11/2008	Ferber et al. D24/215
D581,543 S *	11/2008	Ferber et al. D24/215
D582,049 S *	12/2008	Ferber et al. D24/215
D582,563 S *	12/2008	Ferber et al. D24/214
D583,064 S *	12/2008	Ferber et al. D24/214
D583,480 S *	12/2008	Ferber et al. D24/215

* cited by examiner

Primary Examiner—Cathron C Brooks

Assistant Examiner—Melanie Levy

(74) *Attorney, Agent, or Firm*—Brooks Kushman P.C.

(57) **CLAIM**

The ornamental design for a massager, as shown and described.

DESCRIPTION

FIG. 1 is a perspective view of a massager according to the present invention;

FIG. 2 is a right side elevational view of the massager of FIG. 1;

FIG. 3 is a left side elevational view of the massager of FIG. 1;

FIG. 4 is a rear elevational view of the massager of FIG. 1;

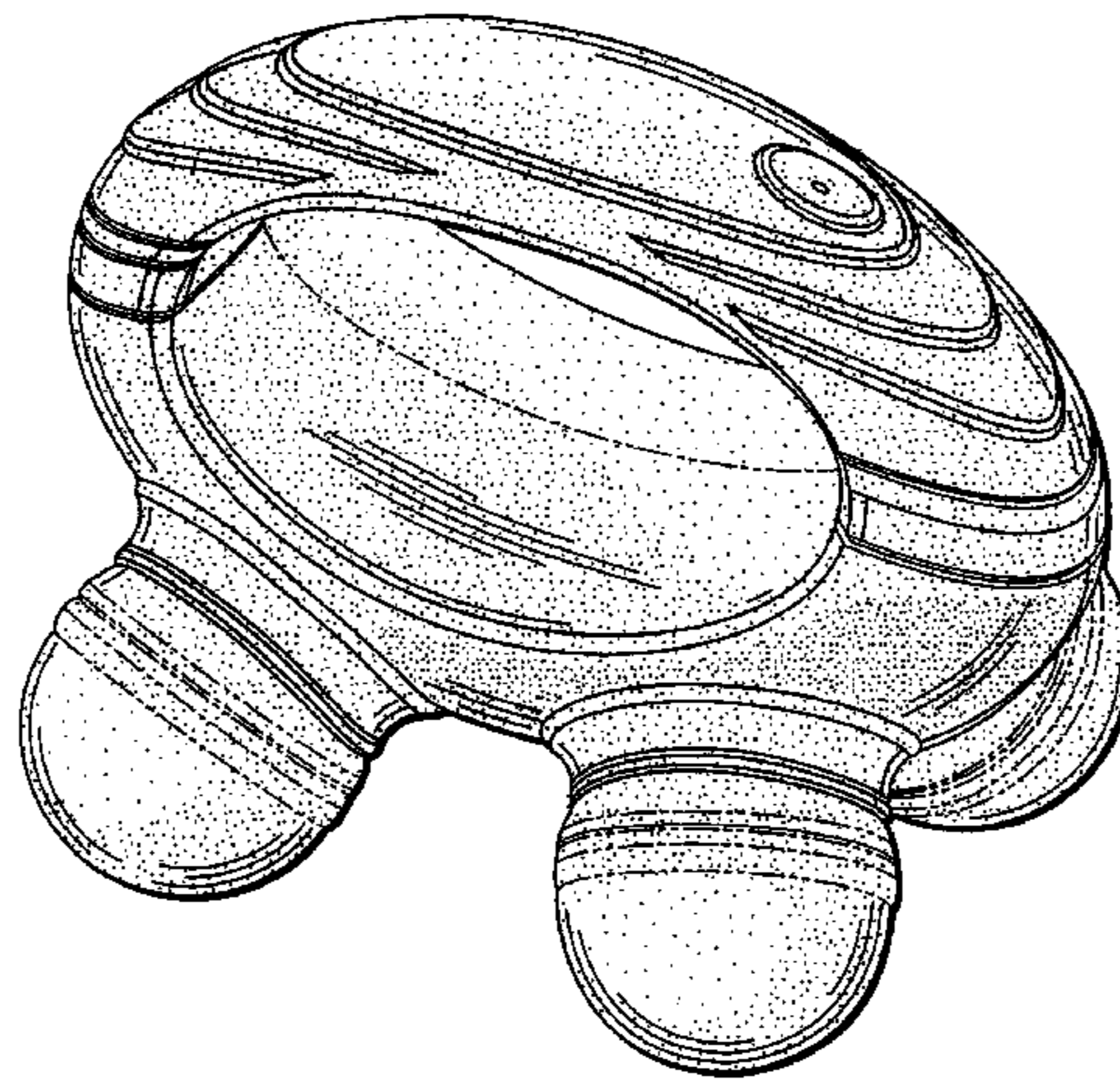
FIG. 5 is a front elevational view of the massager of FIG. 1;

FIG. 6 is a top plan view of the massager of FIG. 1; and,

FIG. 7 is a bottom plan view of the massager of FIG. 1.

The broken lines are for illustrative purposes only and form no part of the claimed design.

1 Claim, 4 Drawing Sheets



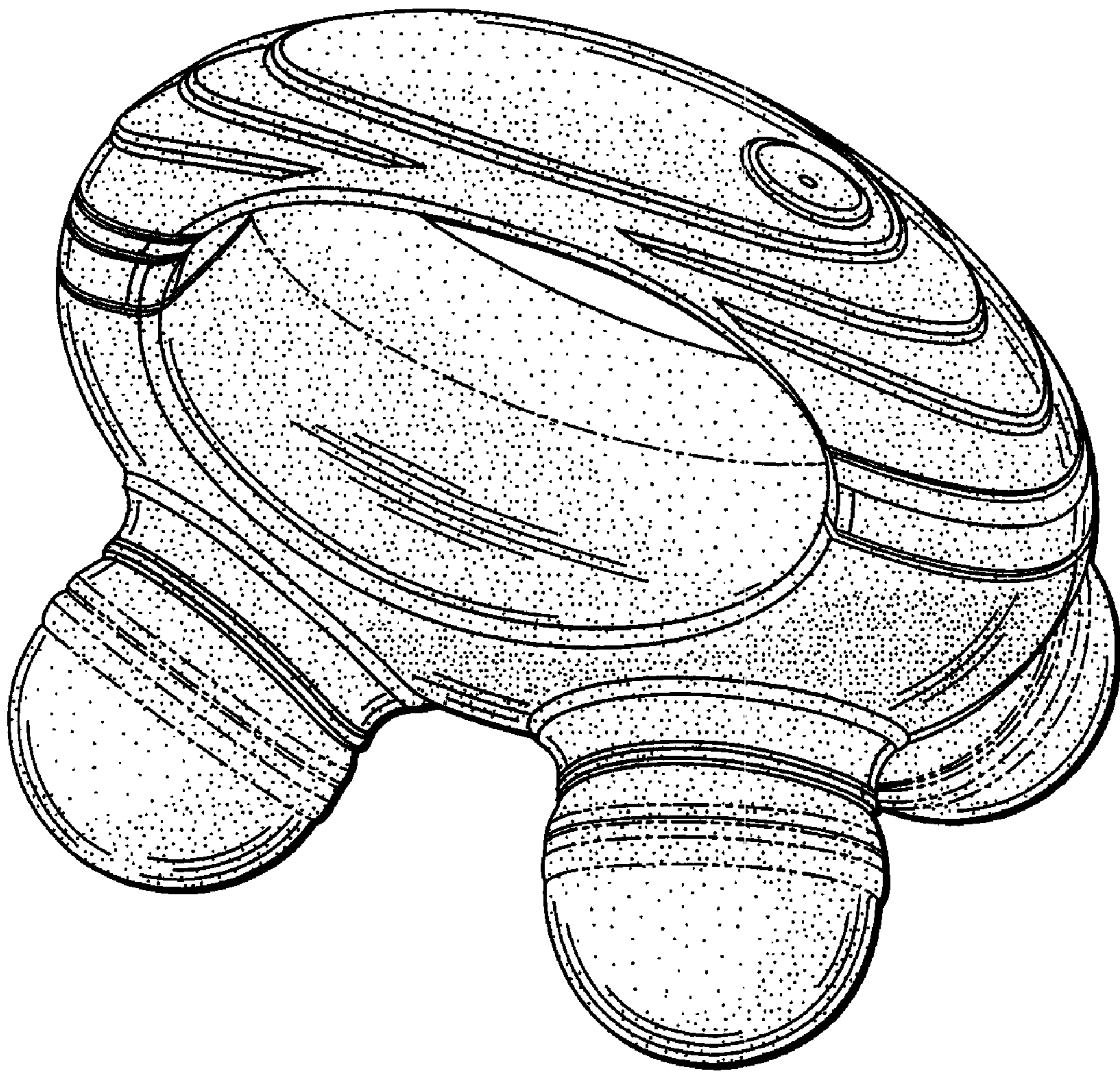


Fig. 1

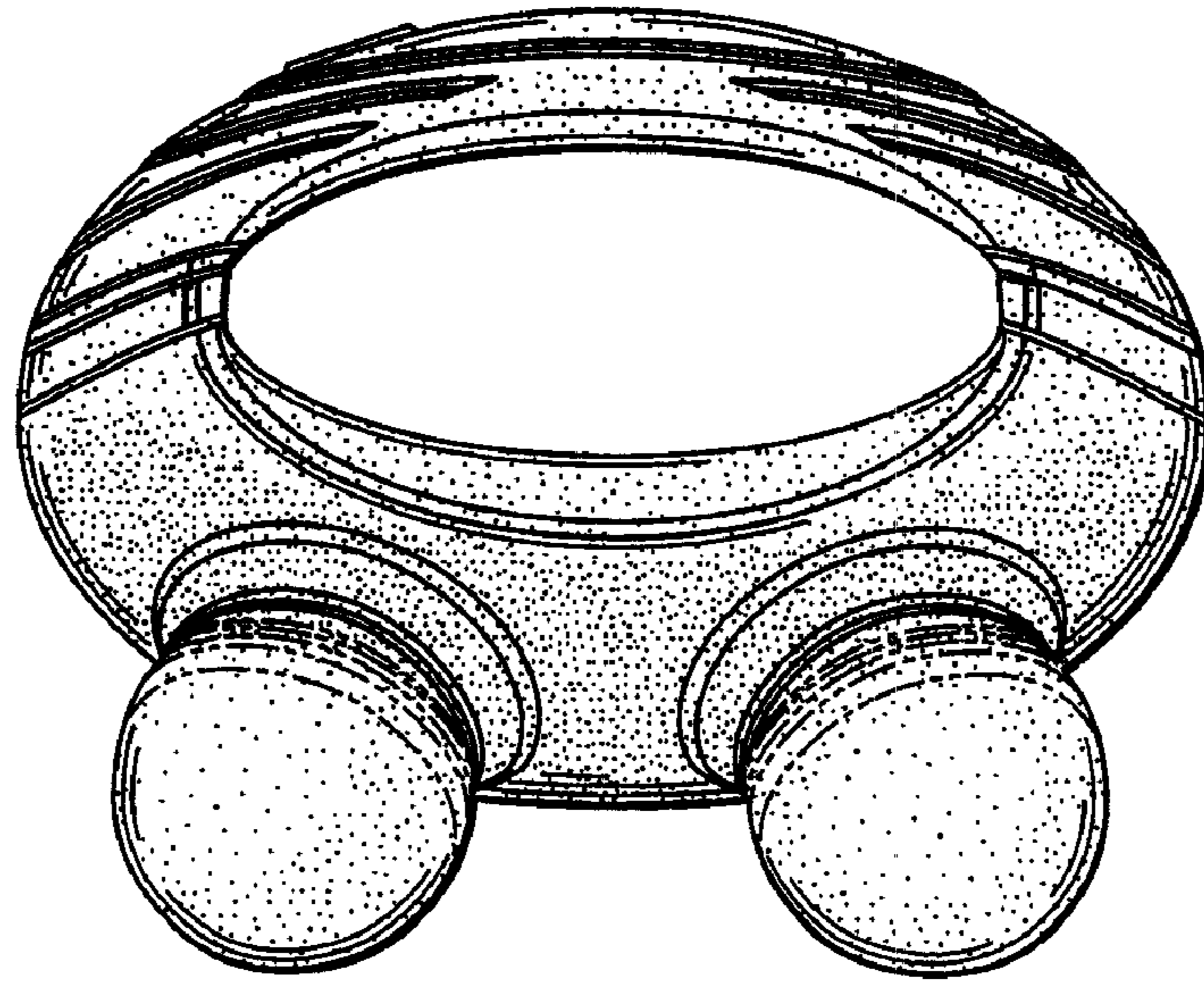


Fig. 2

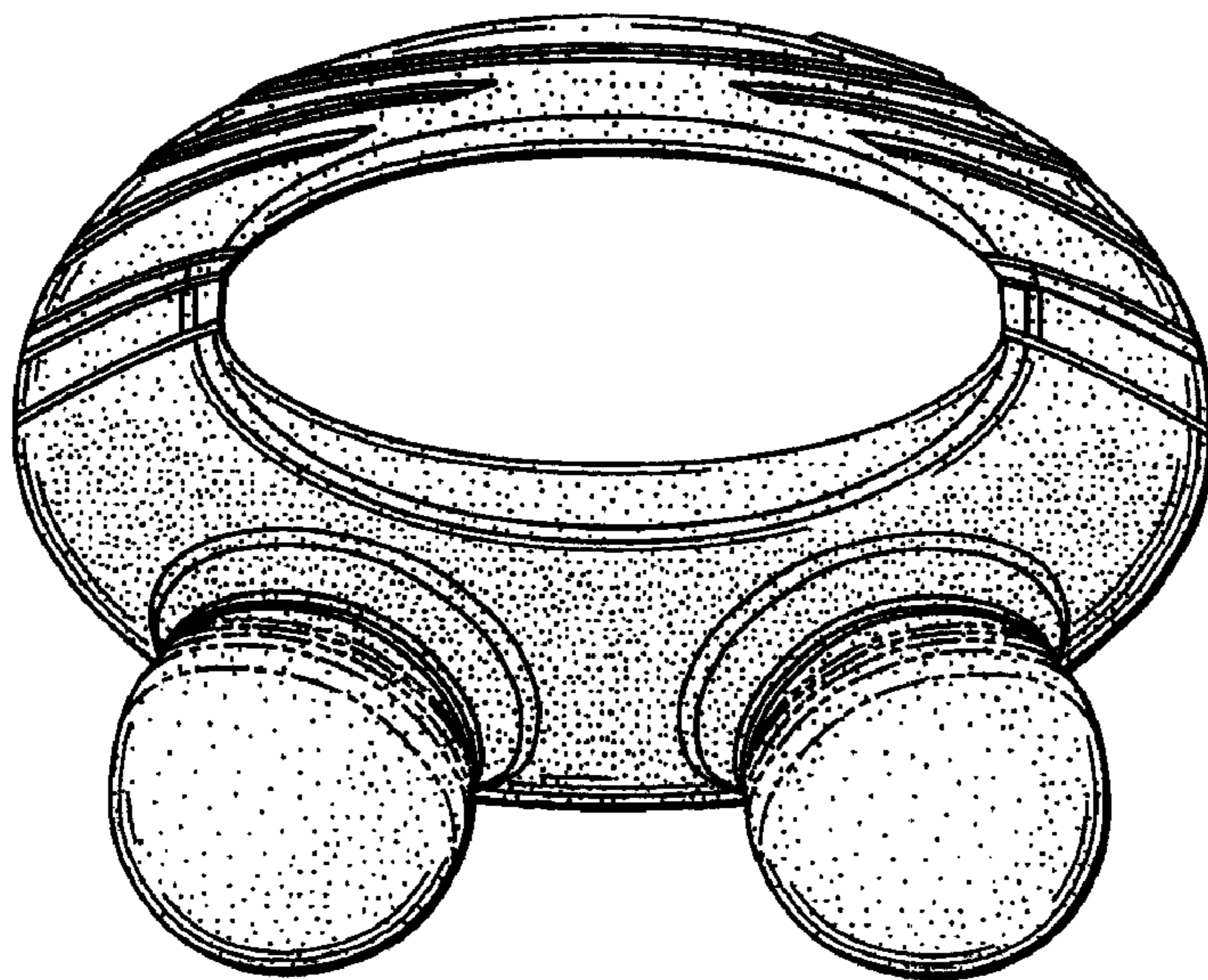


Fig. 3

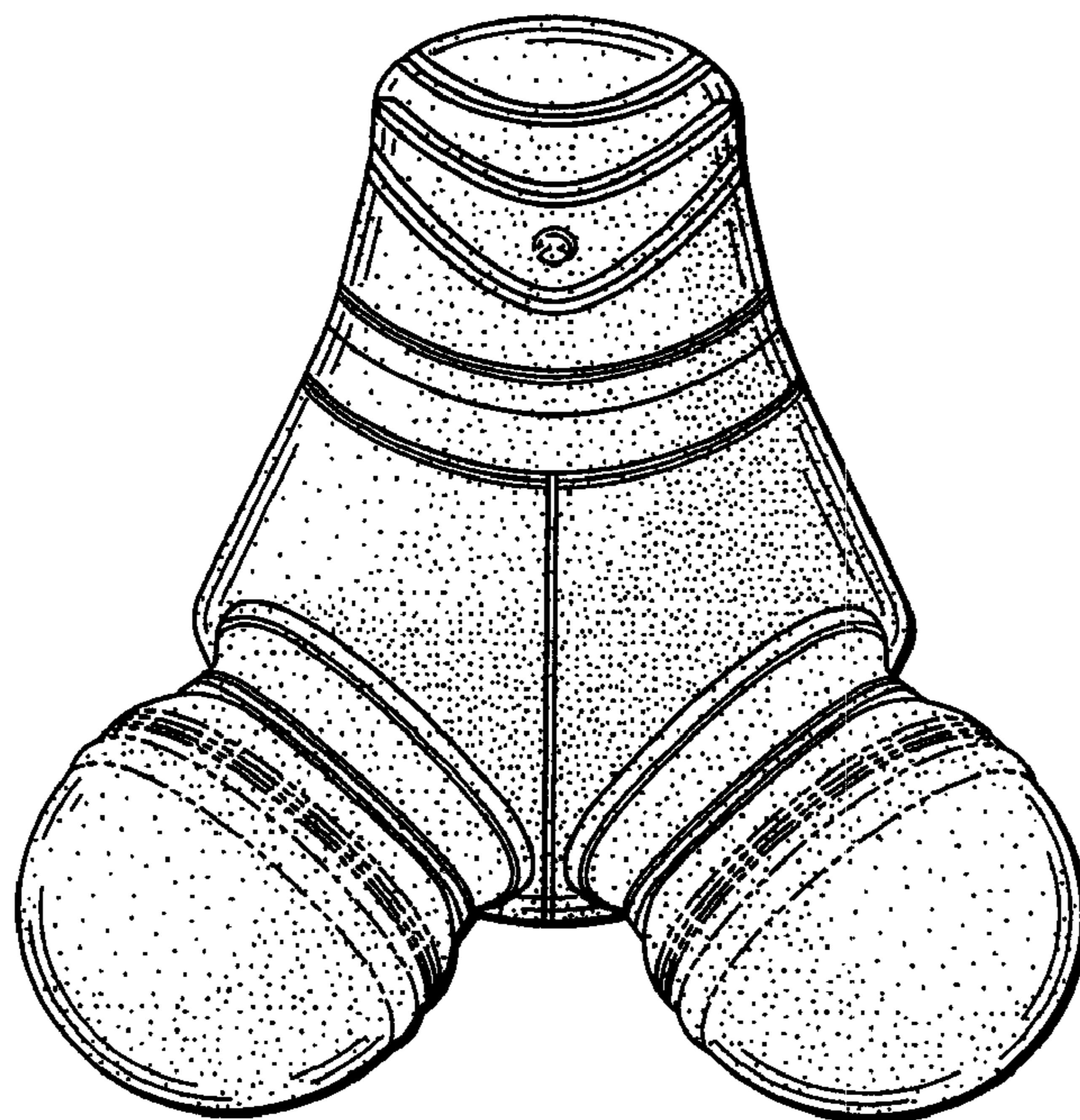


Fig. 4

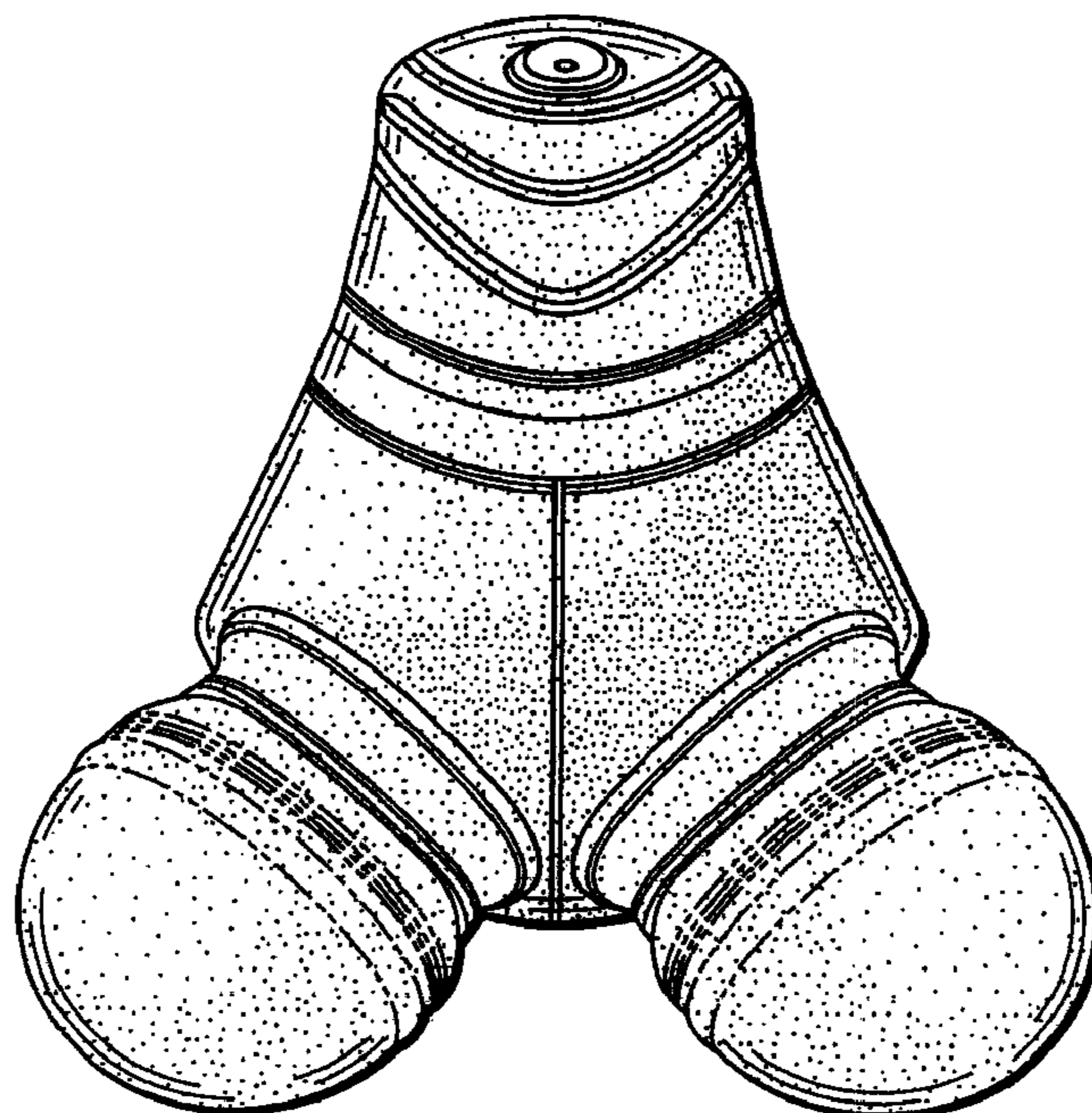


Fig. 5

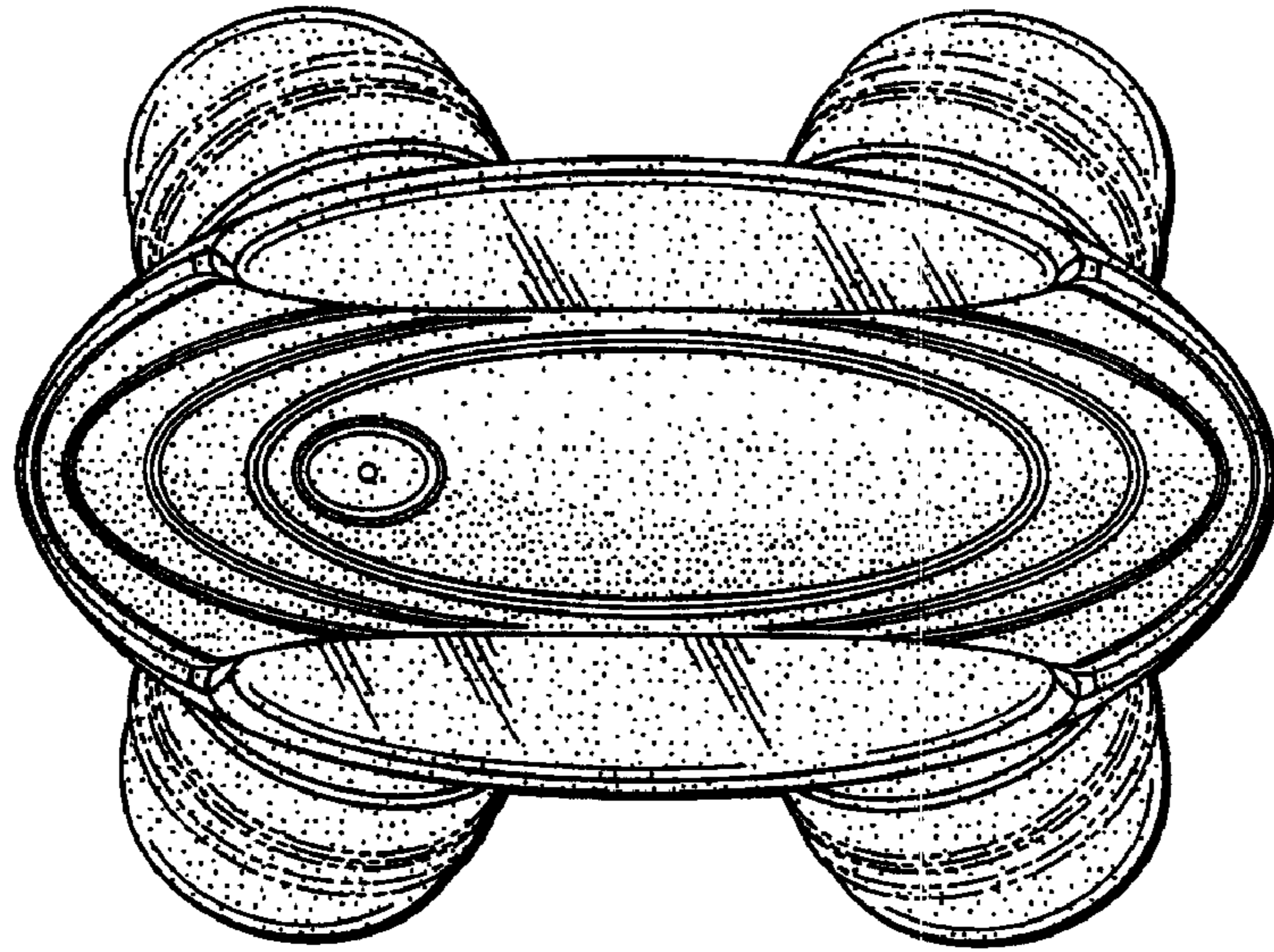


Fig. 6

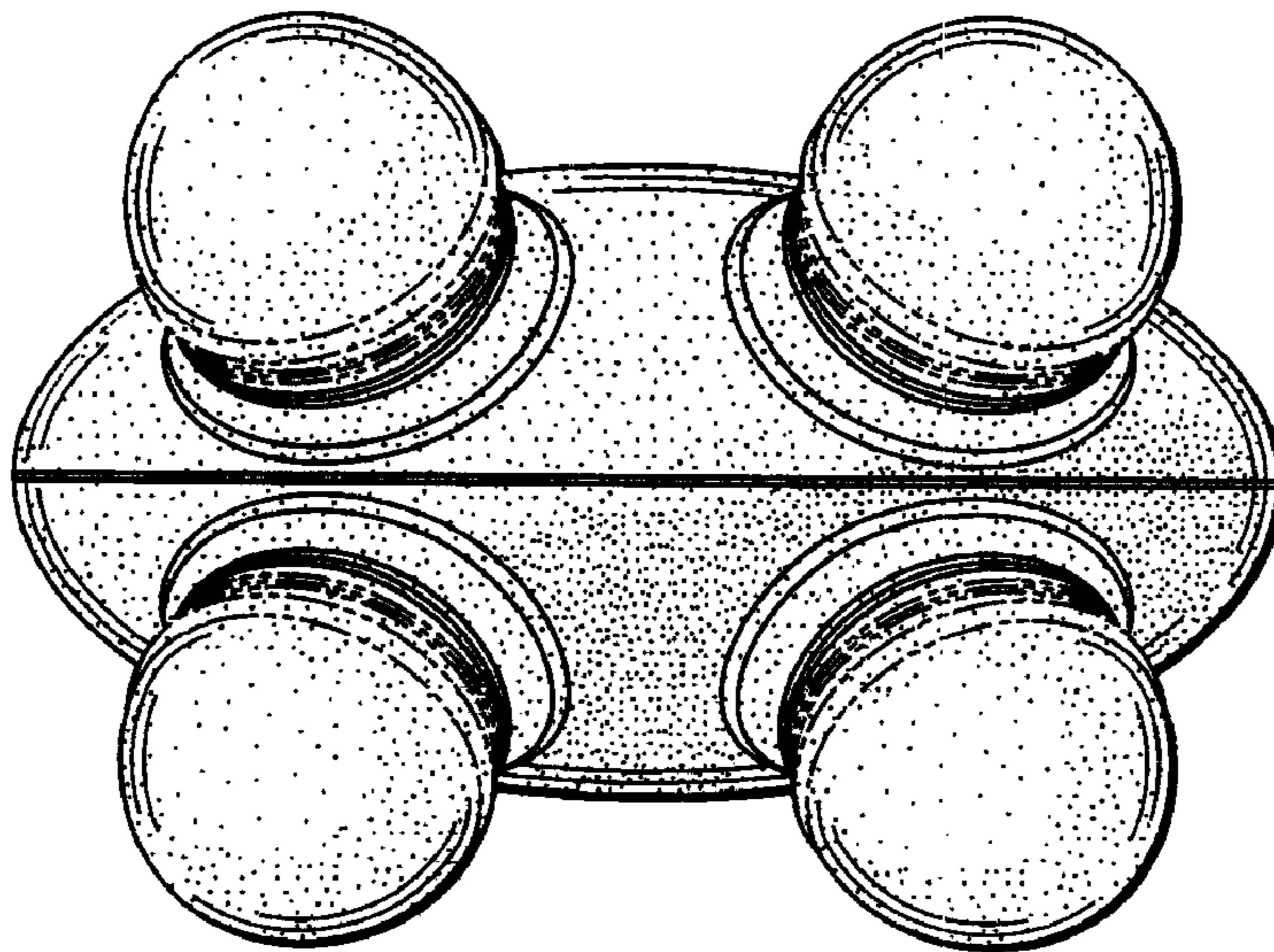


Fig. 7