



US00D599024S

(12) **United States Design Patent**
Beckwith et al.

(10) **Patent No.:** **US D599,024 S**

(45) **Date of Patent:** **** Aug. 25, 2009**

(54) **PAIR OF THUMB SUPPORT STAYS**

(75) Inventors: **Tanya L. Beckwith**, Inver Grove Heights, MN (US); **Alexandra I. Lindquist**, Buffalo, NY (US); **Maria T. Mann**, Woodbury, MN (US)

(73) Assignee: **3M Innovative Properties Company**, St. Paul, MN (US)

(**) Term: **14 Years**

(21) Appl. No.: **29/320,952**

(22) Filed: **Jul. 8, 2008**

(51) **LOC (9) Cl.** **24-01**

(52) **U.S. Cl.** **D24/190**

(58) **Field of Classification Search** D24/189-190; D29/113, 122-123; D2/610-623; 602/21-22, 602/60-64; 2/16, 20-21, 161.1, 162, 170; 128/879-880; 473/62

See application file for complete search history.

(56) **References Cited**

U.S. PATENT DOCUMENTS

2,077,202	A *	4/1937	Barrie	119/14.22
2,214,576	A *	9/1940	Clark	2/20
3,369,258	A *	2/1968	Smith	2/159
D279,140	S *	6/1985	Paulson	D29/113
D287,640	S	1/1987	Primiano	
4,658,441	A	4/1987	Smith	
D300,948	S	5/1989	Harris et al.	
4,894,866	A *	1/1990	Walker	2/161.6
4,953,468	A	9/1990	Creissels	
5,356,371	A	10/1994	Hubbard	
D360,467	S	7/1995	Sydor et al.	
D373,639	S	9/1996	McKie	
5,713,837	A *	2/1998	Grim et al.	602/6
5,733,249	A *	3/1998	Katzin et al.	602/21
5,810,753	A *	9/1998	Eberbach	602/21
D405,180	S	2/1999	Reina	

5,928,172	A *	7/1999	Gaylord	602/21
D442,745	S *	5/2001	Minkow et al.	D29/113
6,325,772	B1 *	12/2001	Scheuermann et al.	602/22
6,520,925	B1	2/2003	Thibodo, Jr.	
D473,653	S	4/2003	Weaver, II et al.	
D496,465	S *	9/2004	Weaver, II	D24/190
7,056,298	B1	6/2006	Weber	
7,278,980	B1	10/2007	Garelick et al.	
D558,883	S	1/2008	Ortiz	
7,364,556	B2 *	4/2008	Weaver, II	602/5
2003/0191421	A1	10/2003	Weaver, II et al.	
2006/0149180	A1	7/2006	Phelen	
2006/0276735	A1	12/2006	Phelen et al.	
2008/0082033	A1	4/2008	Ortiz	

FOREIGN PATENT DOCUMENTS

DE	3519493	12/1986
EP	0143348	6/1985
FR	2822371	9/2002
WO	WO 02/094140	11/2002
WO	WO 2007/066367	6/2007

* cited by examiner

Primary Examiner—T. Chase Nelson

Assistant Examiner—Susan E Krakower

(74) *Attorney, Agent, or Firm*—Lisa P. Fulton

(57) **CLAIM**

The ornamental design for a pair of thumb support stays, as shown and described.

DESCRIPTION

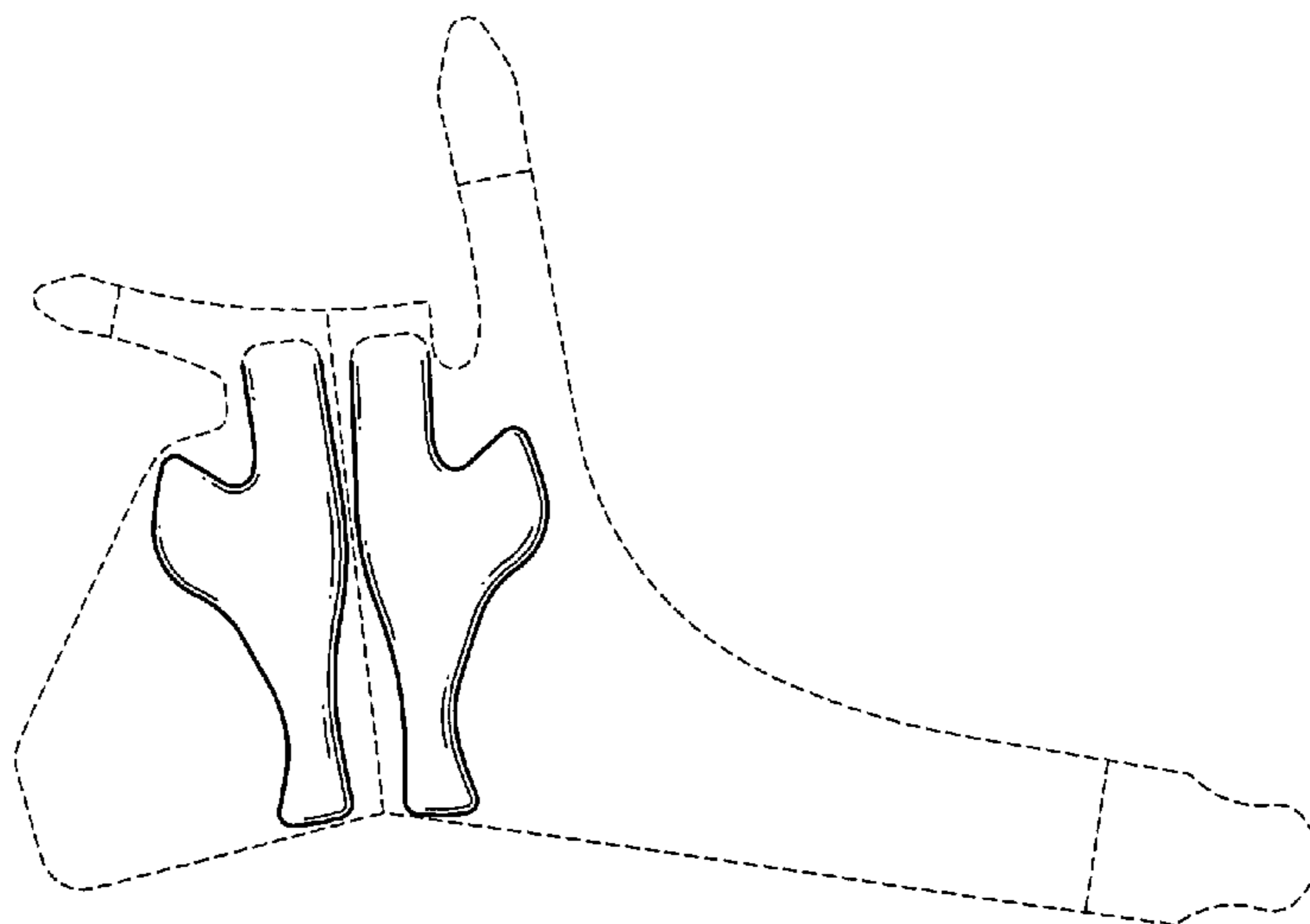
FIG. 1 is a perspective view of a pair of thumb support stays; and,

FIG. 2 is a top view thereof.

The broken lines illustrate environmental structure and form no part of the claimed design.

The broken lines adjoining the claimed design illustrate boundary lines and form no part of the claimed design.

1 Claim, 1 Drawing Sheet



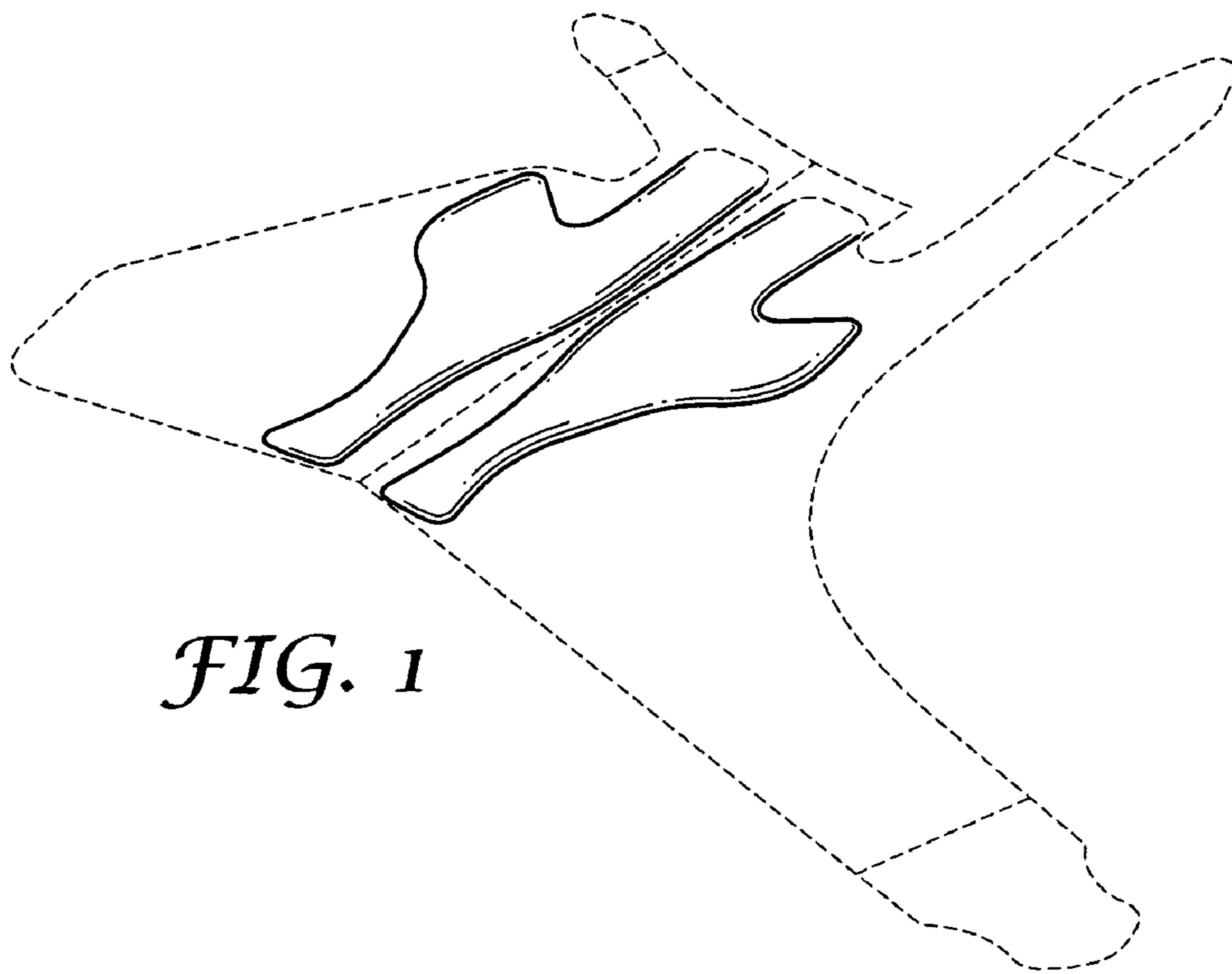


FIG. 1

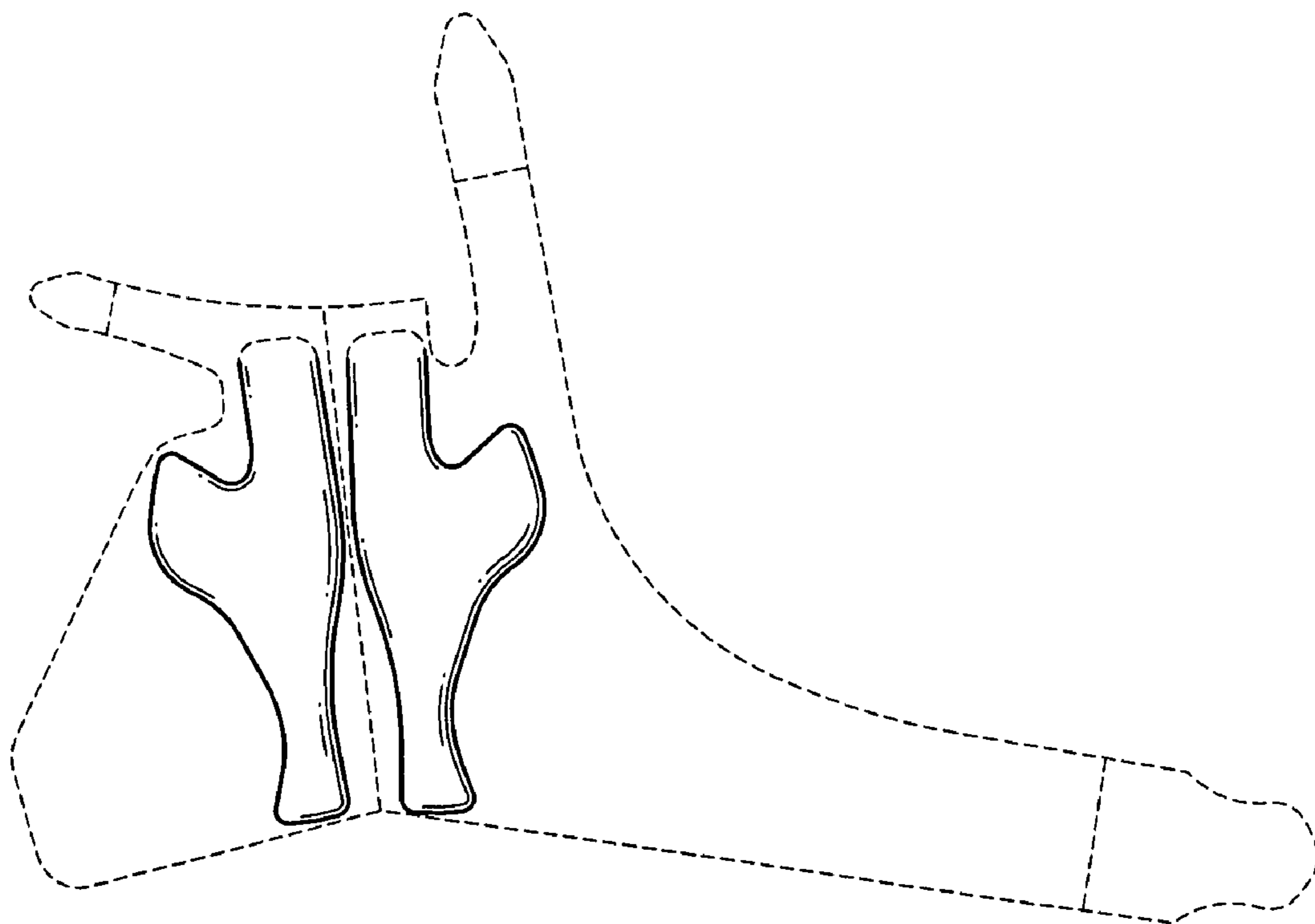


FIG. 2