



US00D599020S

(12) **United States Design Patent**  
**McDonald**

(10) **Patent No.:** **US D599,020 S**

(45) **Date of Patent:** **\*\* Aug. 25, 2009**

(54) **DENTAL MATRIX BAND**

(76) **Inventor:** **Simon Paul McDonald**, P.O. Box 33,  
Kati Kati, BOP (NZ) 3129

(\*\*) **Term:** **14 Years**

(21) **Appl. No.:** **29/308,493**

(22) **Filed:** **Jun. 20, 2008**

(51) **LOC (9) Cl.** ..... **24-99**

(52) **U.S. Cl.** ..... **D24/181**

(58) **Field of Classification Search** ..... D24/155,  
D24/156, 107, 176, 180, 181, 182; 433/173,  
433/176, 49, 70, 168.1, 38, 39, 40, 47; D8/387,  
D8/388, 393; D29/108, 100; 128/859, 861,  
128/862; 72/68, 299, 316  
See application file for complete search history.

(56) **References Cited**

**U.S. PATENT DOCUMENTS**

532,722	A *	1/1895	Dennis	.....	433/39
D31,395	S *	8/1899	Geraghty	.....	D29/108
677,268	A *	6/1901	Power	.....	433/40
1,833,247	A *	11/1931	Fust	.....	433/39
3,842,505	A *	10/1974	Eames	.....	433/39
D240,040	S *	5/1976	Kawaguchi	.....	D24/180
D240,044	S *	5/1976	Kawaguchi	.....	D24/180
D253,191	S *	10/1979	Stark et al.	.....	D24/181
4,305,707	A *	12/1981	Shimenkov	.....	433/40

5,425,635	A *	6/1995	Croll	.....	433/39
5,788,487	A *	8/1998	Meyer	.....	433/39
6,142,778	A *	11/2000	Summer	.....	433/39
6,234,793	B1 *	5/2001	Brattesani et al.	.....	433/39
6,350,122	B1 *	2/2002	Meyer	.....	433/39
6,712,608	B2 *	3/2004	Bills	.....	433/39
6,890,176	B2 *	5/2005	Hahn	.....	433/39

\* cited by examiner

*Primary Examiner*—Charles A Rademaker

(57) **CLAIM**

The ornamental design for a dental matrix band, as shown and described.

**DESCRIPTION**

FIG. 1 is a front elevation of a dental matrix band showing my new design;

FIG. 2 is a top plan view thereof;

FIG. 3 is a side elevation thereof;

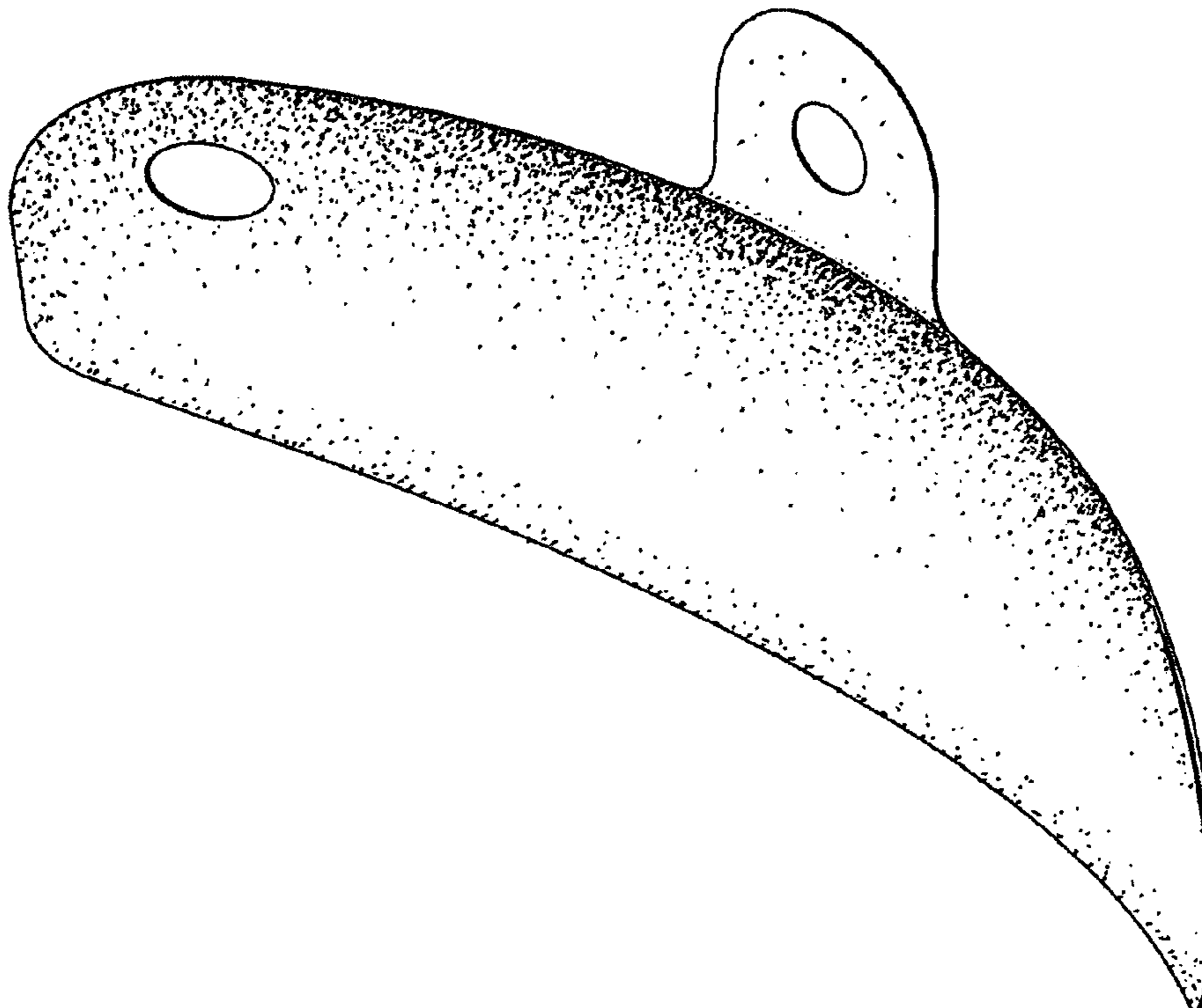
FIG. 4 is a side elevation of the side opposite that shown in FIG. 3;

FIG. 5 is a bottom plan view thereof;

FIG. 6 is a rear elevation thereof; and,

FIG. 7 is a front perspective view thereof shown on an enlarged scale.

**1 Claim, 2 Drawing Sheets**






Fig 2

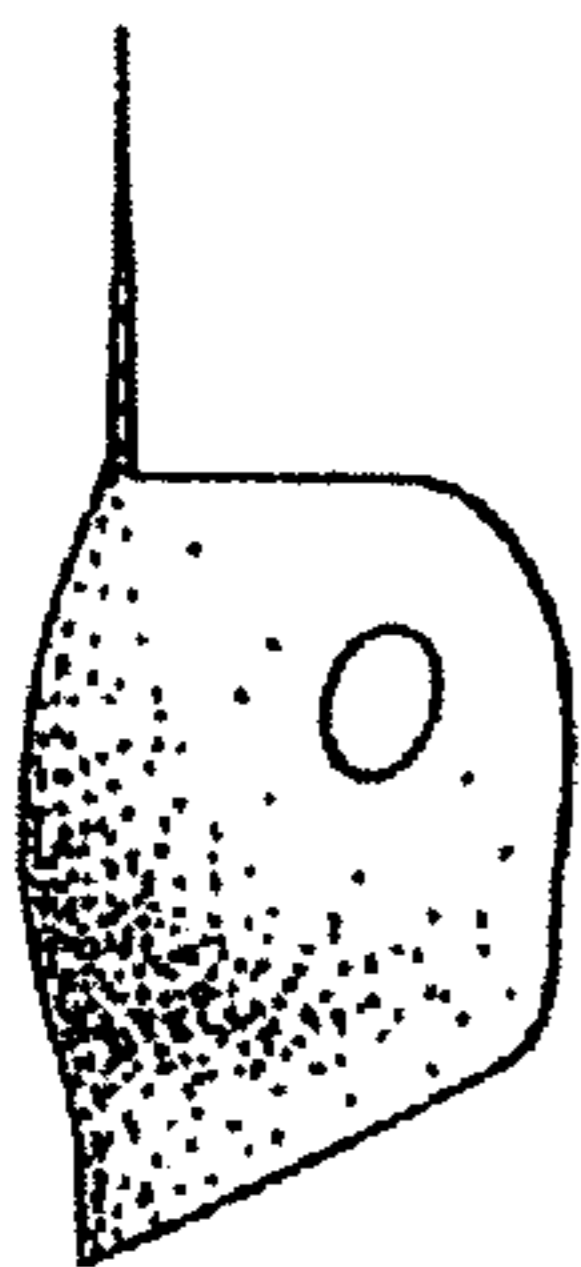


Fig 4

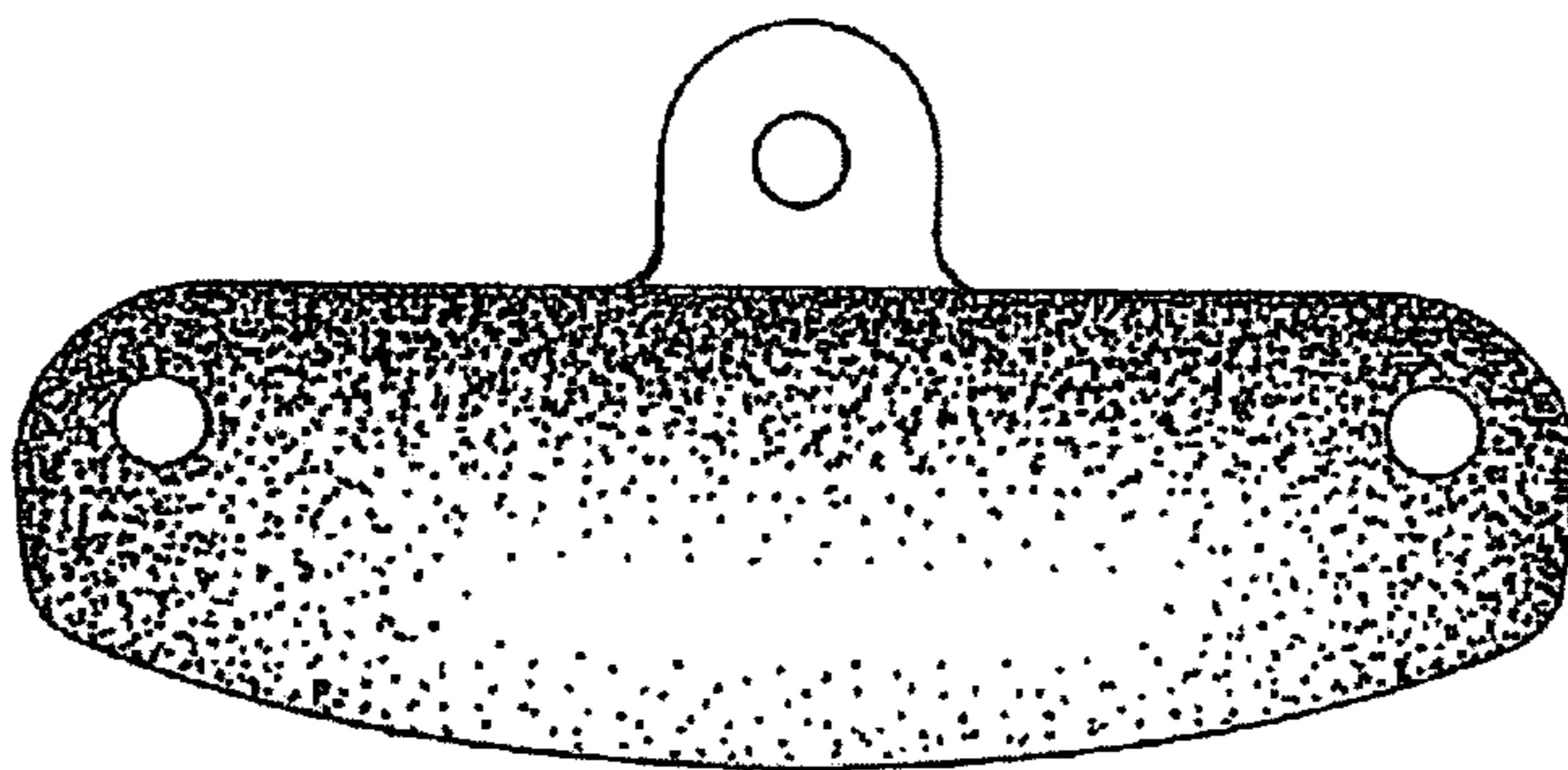


Fig 1




Fig 3

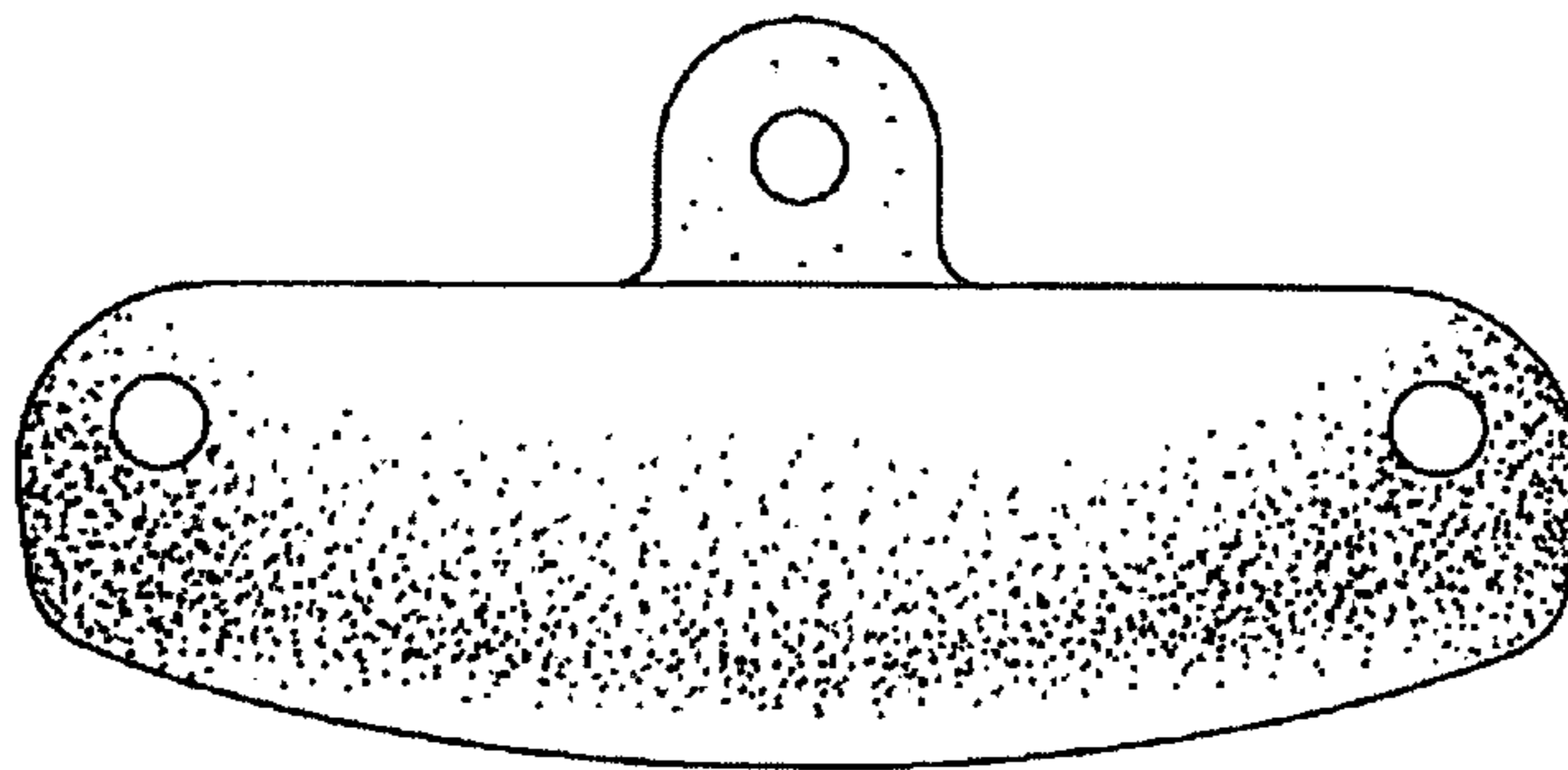


Fig 6

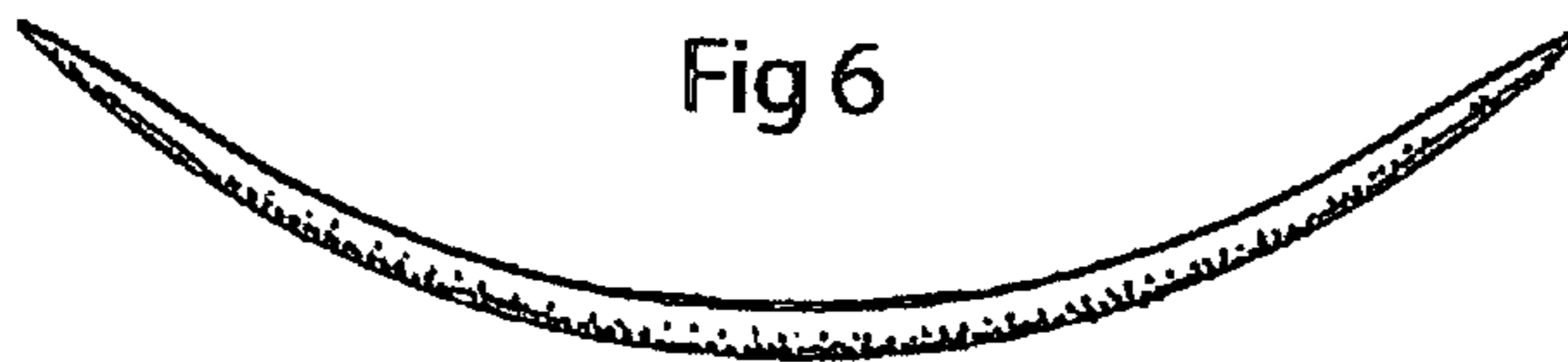


Fig 5

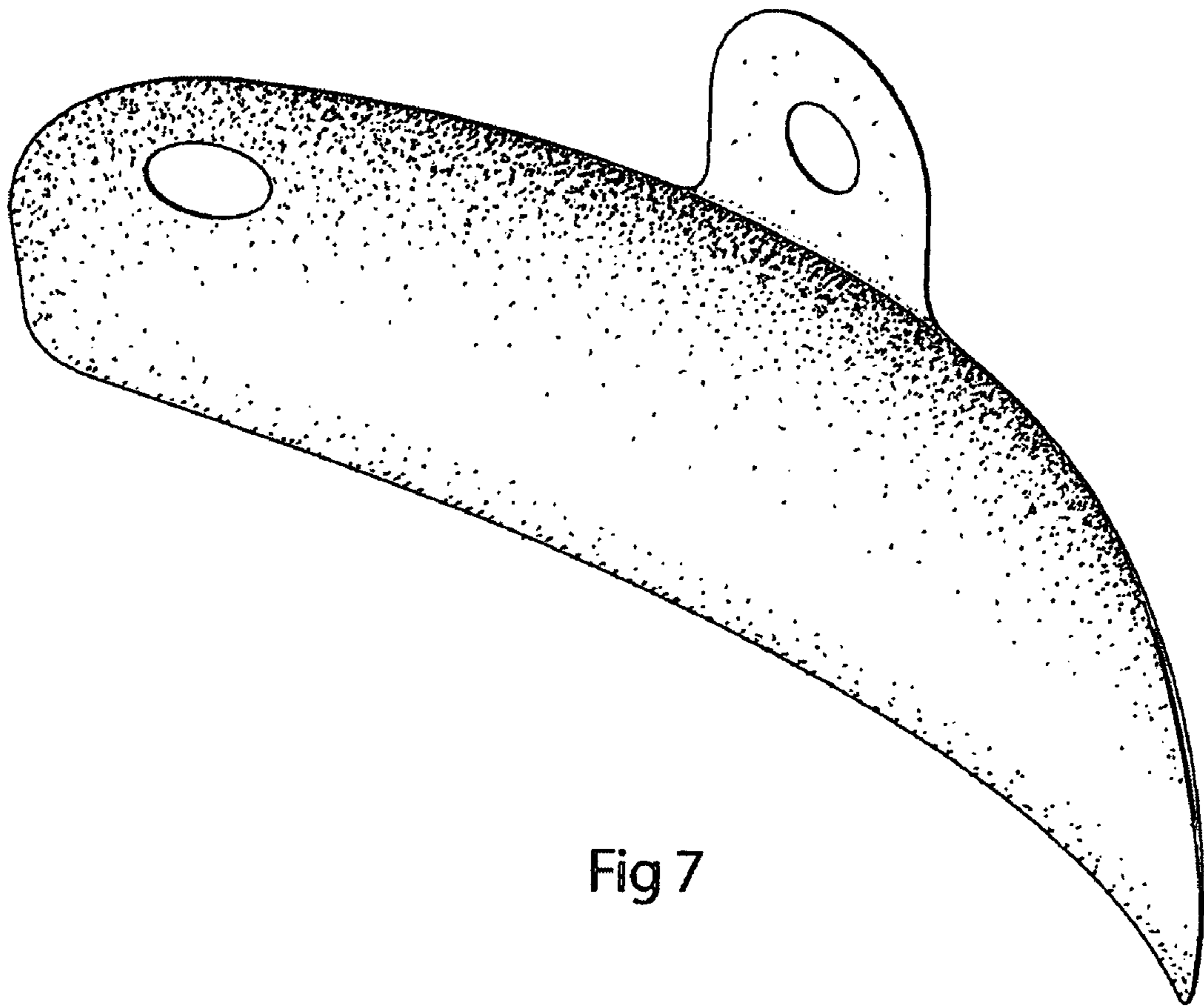


Fig 7