

US00D598990S

(12) **United States Design Patent**  
**Duringer et al.**

(10) **Patent No.:** **US D598,990 S**  
(45) **Date of Patent:** **\*\* Aug. 25, 2009**

(54) **LAVATORY**

(75) Inventors: **Alexander Duringer**, Rome (IT);  
**Stefano Rossini**, Rome (IT); **Mark**  
**Bickerstaffe**, North Somerset (GB)

(73) Assignee: **Kohler France SAS**, Paris (FR)

(\*\*) Term: **14 Years**

(21) Appl. No.: **29/320,606**

(22) Filed: **Jun. 30, 2008**

(30) **Foreign Application Priority Data**

Jan. 4, 2008 (EM) ..... 000853353-0001  
Jan. 4, 2008 (EM) ..... 000853353-0002

(51) **LOC (9) Cl.** ..... **23-02**

(52) **U.S. Cl.** ..... **D23/284**

(58) **Field of Classification Search** ..... D23/270–274,  
D23/284, 285, 291, 293.1, 303, 308, 287,  
D23/201; 4/619, 638, 650, 661, 631, 637;  
D7/304

See application file for complete search history.

(56) **References Cited**

**U.S. PATENT DOCUMENTS**

D191,432 S \* 10/1961 Chapman ..... D23/293.1  
D538,905 S \* 3/2007 Wano ..... D23/293.1  
D585,116 S \* 1/2009 Thalmann Gomez  
et al. .... D23/284

**FOREIGN PATENT DOCUMENTS**

TR 200400720 7/2004  
TR 200404366 4/2005

**OTHER PUBLICATIONS**

Atelier Design Group. “Ceramic Collection”.  
American Standard. “Wheelchair Users Wall-Mount Sink”. Model  
No. 9140.013. HomePortfolio.com online catalog. Copyright 1997-  
2007 HomePortfolio Inc.

\* cited by examiner

*Primary Examiner*—Robert A Delehanty

(74) *Attorney, Agent, or Firm*—Quarles & Brady LLP

(57) **CLAIM**

The ornamental design for a lavatory, as shown and described.

**DESCRIPTION**

In a preferred embodiment, the nature of this product is a lavatory for washing various items and human body parts.

FIG. 1 is a top, left, front perspective view of a lavatory embodying my new design;

FIG. 2 is a top plan view thereof;

FIG. 3 is a front elevational view thereof;

FIG. 4 is a left side elevational view thereof, the right side elevational view thereof being a mirror image of the left side shown;

FIG. 5 is a rear elevational view thereof;

FIG. 6 is a bottom plan view thereof;

FIG. 7 is a sectional view take along line 7—7 of FIG. 2;

FIG. 8 is a top, left, front perspective view of a lavatory according to another embodiment of my new design;

FIG. 9 is a top plan view thereof;

FIG. 10 is a front elevational view thereof;

FIG. 11 is a left side elevational view thereof, the right side elevational view thereof being a mirror image of the left side shown;

FIG. 12 is a rear elevational view thereof;

FIG. 13 is a bottom plan view thereof; and,

FIG. 14 is a sectional view taken along line 14—14 of FIG. 9.

The broken line representations in the figures are for the purpose of illustration only, and form no part of the claimed design.

**1 Claim, 6 Drawing Sheets**

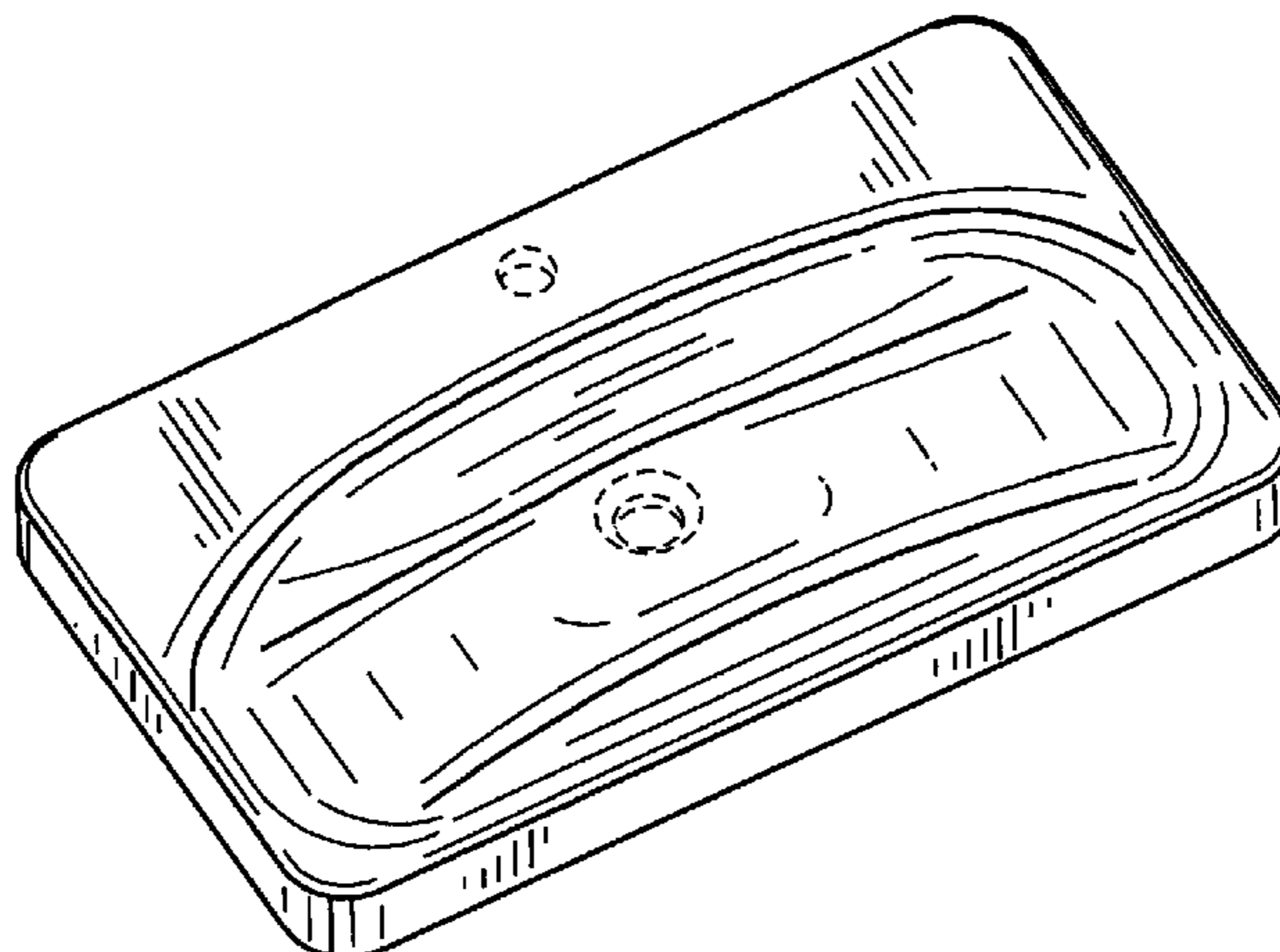


FIG. 1

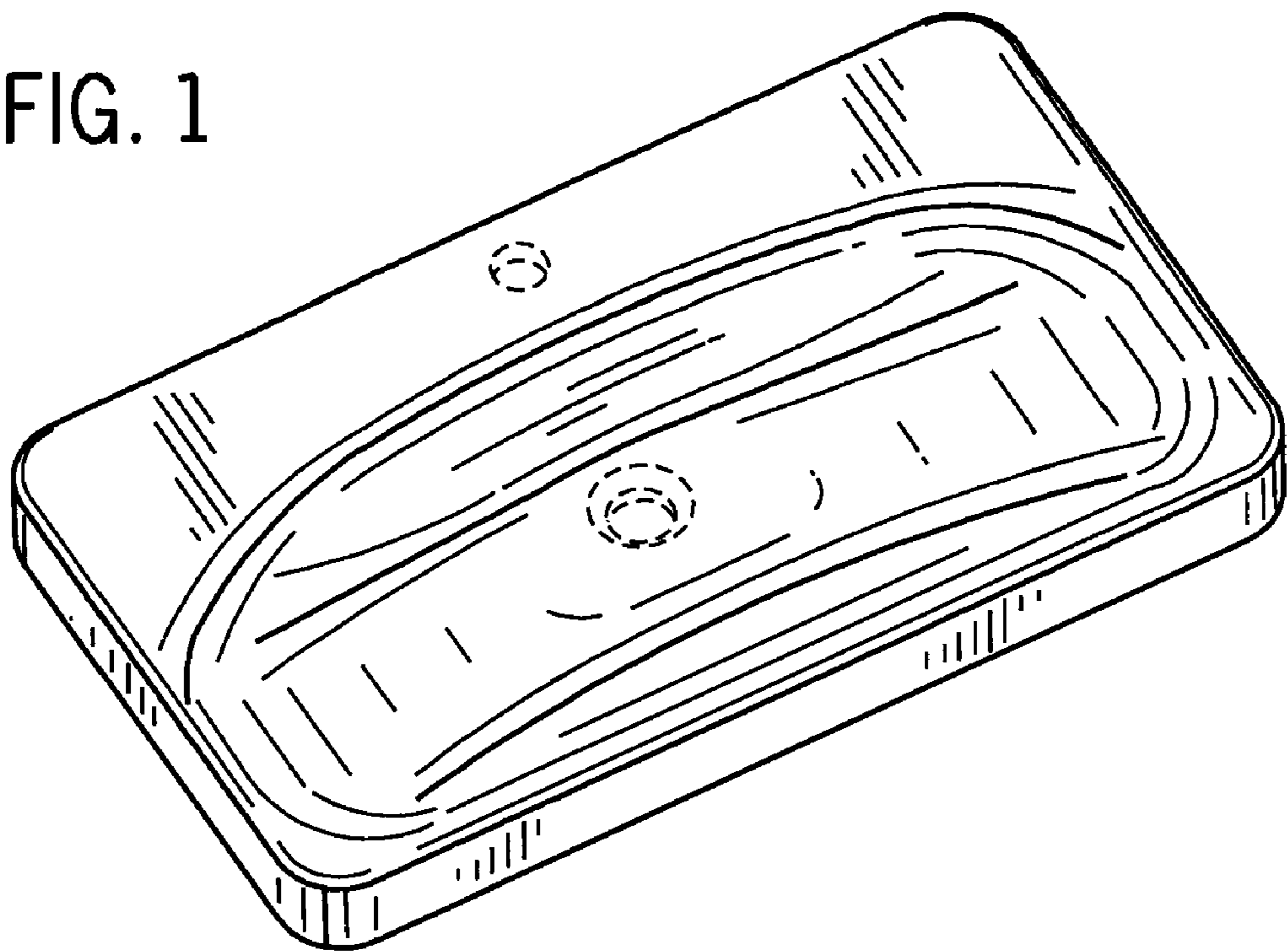


FIG. 2

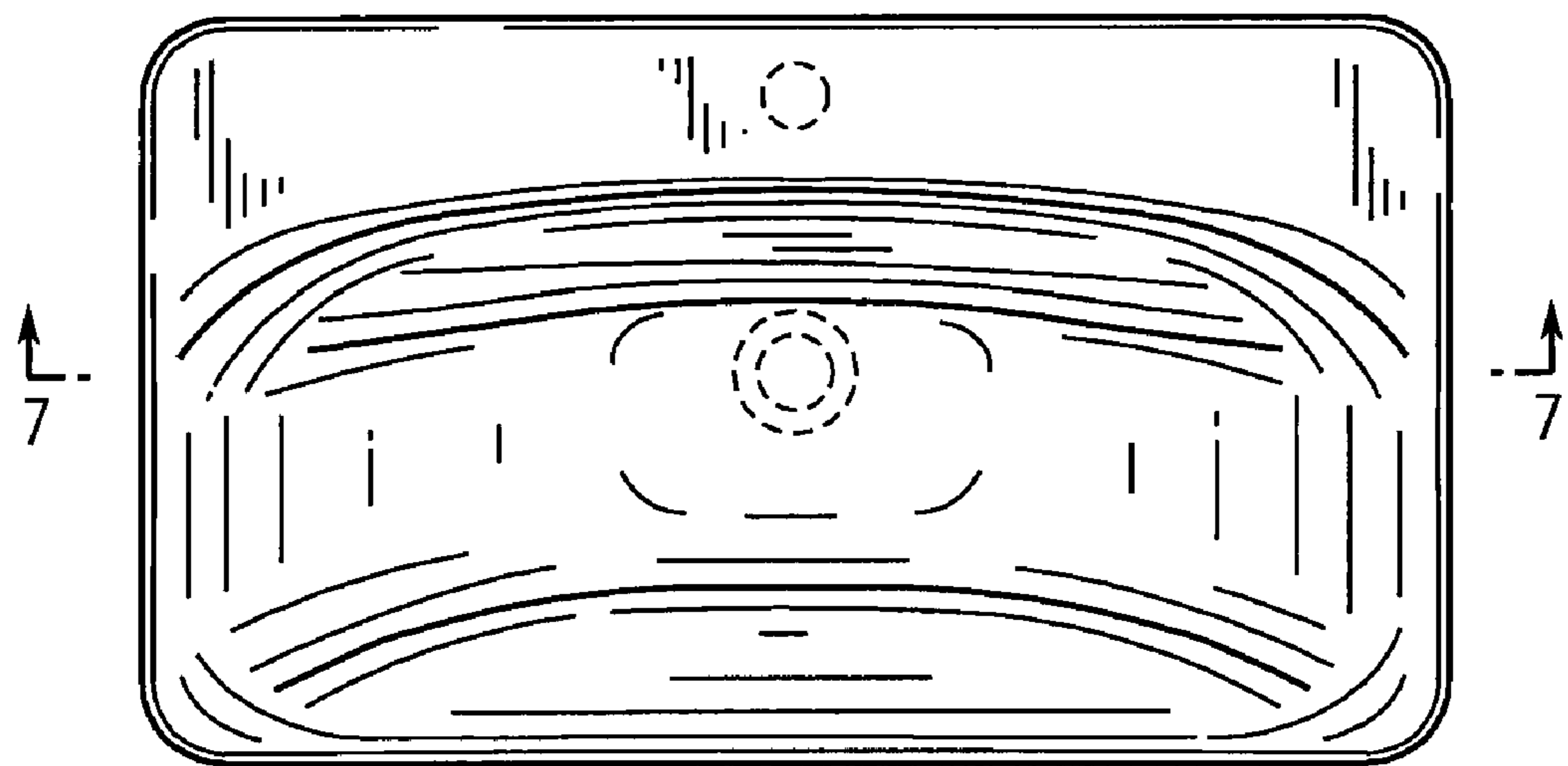


FIG. 3



FIG. 4





FIG. 5

FIG. 6


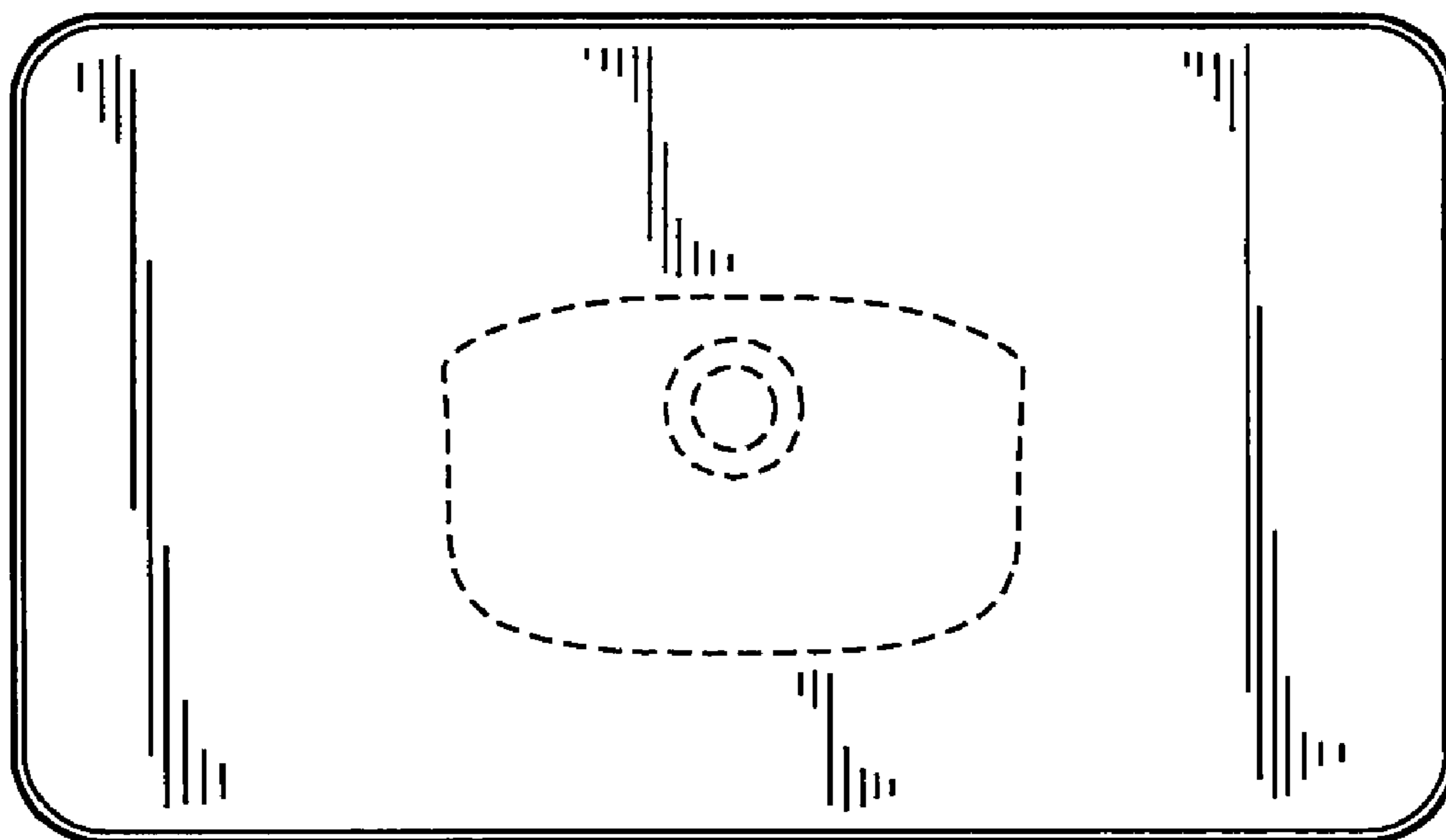


FIG. 7

FIG. 8

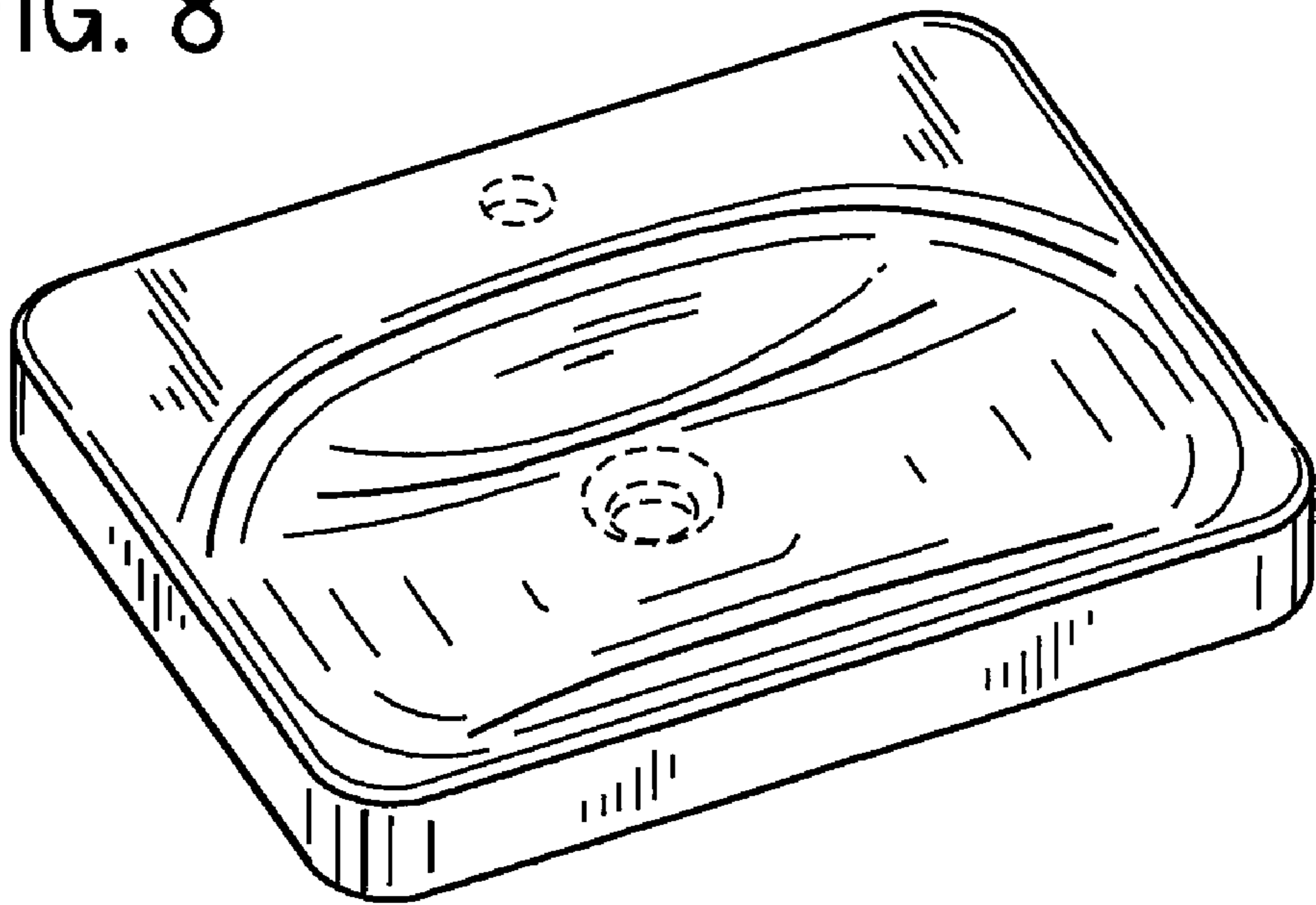


FIG. 9

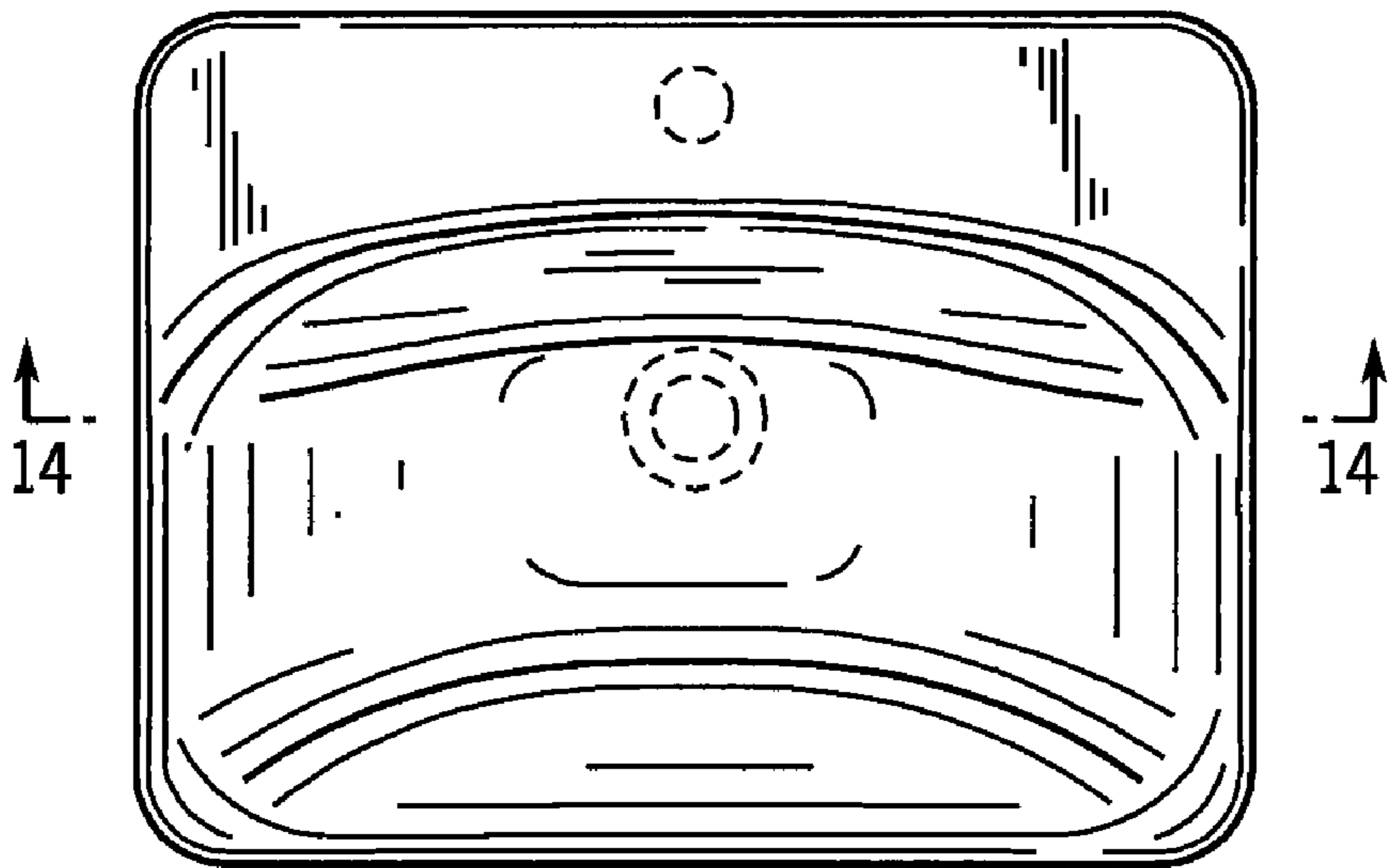


FIG. 10




FIG. 11




FIG. 12

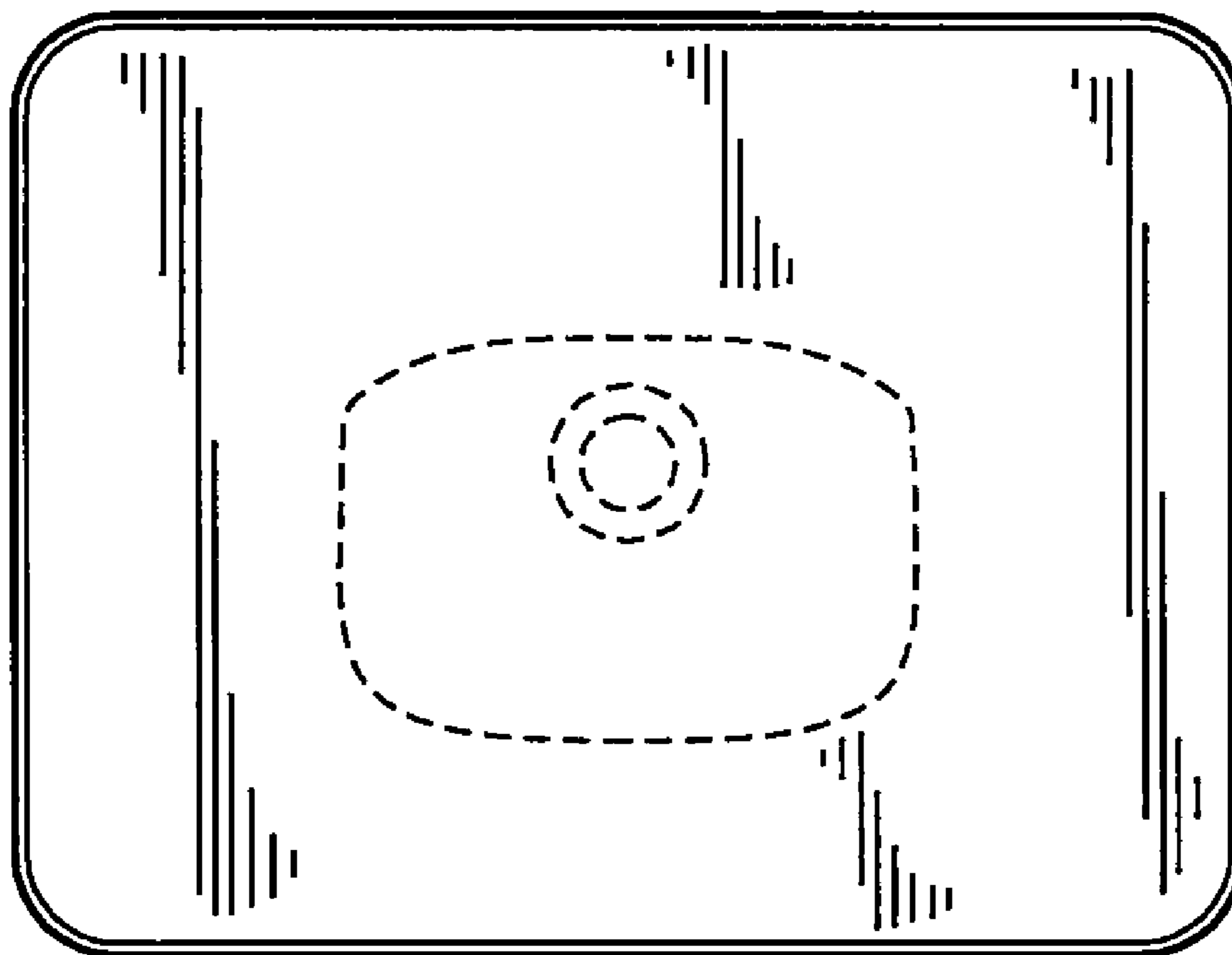


FIG. 13



FIG. 14