



US00D598982S

(12) **United States Design Patent**
Bharaj

(10) **Patent No.:** **US D598,982 S**

(45) **Date of Patent:** **** Aug. 25, 2009**

(54) **ZONE VALVE ACTUATOR COVER**

(75) Inventor: **Maninder S. Bharaj**, Scarborough (CA)

(73) Assignee: **Honeywell International Inc.**,
Morristown, NJ (US)

(**) Term: **14 Years**

(21) Appl. No.: **29/221,479**

(22) Filed: **Jan. 14, 2005**

(51) **LOC (9) Cl.** **23-01**

(52) **U.S. Cl.** **D23/249**

(58) **Field of Classification Search** D23/233–237,
D23/244–249; 251/59, 30.01, 63.5, 250,
251/337, 129.11, 129.12, 259; 137/556,
137/322; D13/154, 184, 118, 122; 285/328
See application file for complete search history.

(56) **References Cited**

U.S. PATENT DOCUMENTS

2,052,987 A	9/1936	Persons	
D147,106 S *	7/1947	Brasdtrock et al.	D13/184
2,912,215 A	11/1959	Forrester	
3,703,673 A	11/1972	Balz	
3,872,363 A	3/1975	Gross et al.	
4,318,530 A	3/1982	Lissmyr et al.	
4,384,591 A *	5/1983	Tan	137/322
4,551,072 A	11/1985	Barall	
4,565,219 A	1/1986	Kunogi	
4,595,081 A	6/1986	Parsons et al.	
4,629,157 A	12/1986	Tsuchiya et al.	
4,807,700 A	2/1989	Wilkins	
4,836,497 A	6/1989	Beeson	
4,845,416 A	7/1989	Scholl et al.	
4,863,100 A	9/1989	Erhardt et al.	
5,295,562 A	3/1994	Hajny et al.	
5,346,173 A *	9/1994	Rasmusson	251/58
5,397,098 A	3/1995	Schreiner	
5,466,995 A	11/1995	Genga	
D369,650 S *	5/1996	Lebkuchner	D23/235
D371,188 S *	6/1996	Ziegenbein	D23/233
5,529,282 A	6/1996	Lebkuchner	
5,662,542 A	9/1997	Birchmeier et al.	

D400,967 S *	11/1998	Schreiner et al.	D23/233
5,941,500 A *	8/1999	Lebkuchner	251/77
5,970,997 A	10/1999	Hudson et al.	
5,983,937 A	11/1999	Makihara et al.	
6,032,924 A *	3/2000	Castle	251/129.12
6,053,416 A	4/2000	Specht et al.	
D424,028 S *	5/2000	Vaiani	D13/184
D424,529 S *	5/2000	Raspotnig	D13/184

(Continued)

FOREIGN PATENT DOCUMENTS

JP	09196216	7/1997
JP	11218248	8/1999

OTHER PUBLICATIONS

U.S. Appl. No. 10/802,439, filed Mar. 17, 2004, entitled "Valve for Reducing Water Hammer".

Primary Examiner—Cathron C. Brooks

Assistant Examiner—Maurice Stevens

(57) **CLAIM**

The ornamental design for a zone valve actuator cover, as shown and described.

DESCRIPTION

FIG. 1 is a perspective side view of a zone valve actuator cover;

FIG. 2 is another perspective side view of the zone valve actuator cover of FIG. 1;


FIG. 3 is a perspective overhead view of the zone valve actuator cover of FIG. 1; and,

FIG. 4 is a side elevational view of the zone valve actuator cover of FIG. 1.

The portions illustrated in broken lines on the figures are for illustrative purposes only and form no part of the claimed design.

The broken lines showing unclaimed portions of the zone valve actuator cover form no part of the claimed design.

1 Claim, 4 Drawing Sheets



US D598,982 S

Page 2

U.S. PATENT DOCUMENTS

6,073,907	A	6/2000	Schreiner, Jr. et al.	7,028,985	B2 *	4/2006	LaVergne, Jr.	251/250
6,095,485	A	8/2000	Lebkuchner et al.	D521,599	S *	5/2006	Bates et al.	D23/233
6,227,961	B1	5/2001	Moore et al.	D540,920	S *	4/2007	Scaramucci et al.	D23/249
6,471,184	B1	10/2002	McIntosh	2002/0170786	A1	11/2002	Bucher	

* cited by examiner




Figure 1




Figure 2




Figure 3




Figure 4