



US00D598955S

(12) **United States Design Patent**
Briggl

(10) **Patent No.:** **US D598,955 S**

(45) **Date of Patent:** **** Aug. 25, 2009**

(54) **WRITING PEN**

(75) Inventor: **Hariolf Briggl**, Bobingen (DE)

(73) Assignee: **Klio-Schreibgeräte GmbH**, Wolfach (DE)

(**) Term: **14 Years**

(21) Appl. No.: **29/319,818**

(22) Filed: **Jun. 16, 2008**

(30) **Foreign Application Priority Data**

Apr. 17, 2008 (WO) 438360701

(51) **LOC (9) Cl.** **19-06**

(52) **U.S. Cl.** **D19/50**

(58) **Field of Classification Search** D7/642,
D7/643, 644; D19/35, 36, 41, 42, 43, 44,
D19/45, 46, 47, 48, 49, 50, 51, 54, 55, 56,
D19/57; D27/146; 24/11 F, 11 P, 11 R;
401/6, 52, 99, 100, 104, 105, 106, 107, 108,
401/109, 192, 195; 708/107

See application file for complete search history.

(56) **References Cited**

U.S. PATENT DOCUMENTS

D175,330 S * 8/1955 Aston D19/57
D179,053 S * 10/1956 Baker D19/51
D336,491 S * 6/1993 Vitrac D19/43
D436,623 S * 1/2001 Schmidt et al. D19/46
D442,226 S * 5/2001 Briggl D19/50
D462,717 S * 9/2002 Rommel D19/56
D485,300 S * 1/2004 Schung D19/51
D486,858 S * 2/2004 Schung D19/51

D499,141 S * 11/2004 Chevalier D19/48
D499,448 S * 12/2004 Rommel D19/50
D535,696 S * 1/2007 Briggl D19/51
D536,034 S * 1/2007 Penno D19/51
D546,883 S * 7/2007 Briggl D19/51
D562,896 S * 2/2008 Delaney D19/51
D563,469 S * 3/2008 Qiu et al. D19/44
D590,883 S * 4/2009 Dong D19/55

FOREIGN PATENT DOCUMENTS

HK 0001071.0 * 12/2000

* cited by examiner

Primary Examiner—Elizabeth A Albert

Assistant Examiner—Karen E Eldridge Powers

(74) *Attorney, Agent, or Firm*—Volpe and Koenig, P.C.

(57) **CLAIM**

The ornamental design for writing pen, as shown and described.

DESCRIPTION

FIG. 1 is a perspective view of a writing pen according to my design;

FIG. 2 is a right side elevational view thereof;

FIG. 3 is a front elevational view thereof;


FIG. 4 is a left side elevational view thereof;

FIG. 5 is a rear elevational view thereof;

FIG. 6 is a top view thereof taken from the orientation of the writing pen shown in FIG. 2; and,

FIG. 7 is a bottom view thereof taken from the orientation of the writing pen shown in FIG. 3.

1 Claim, 2 Drawing Sheets



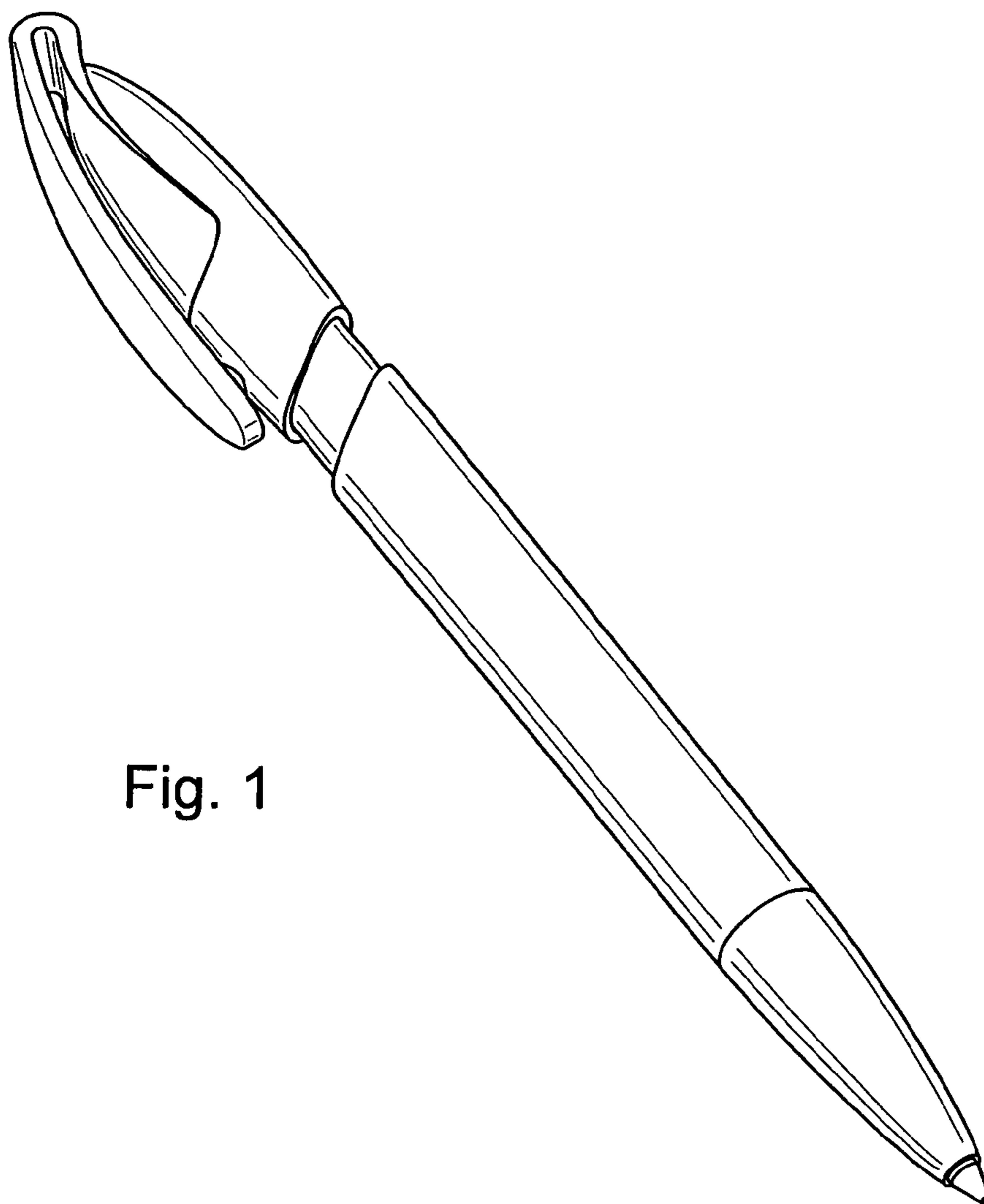


Fig. 1

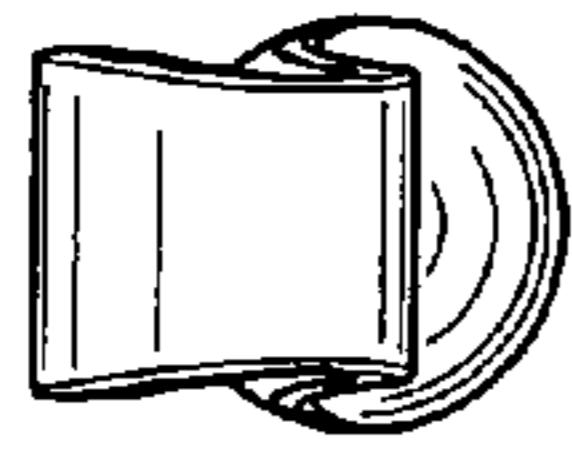


Fig. 6

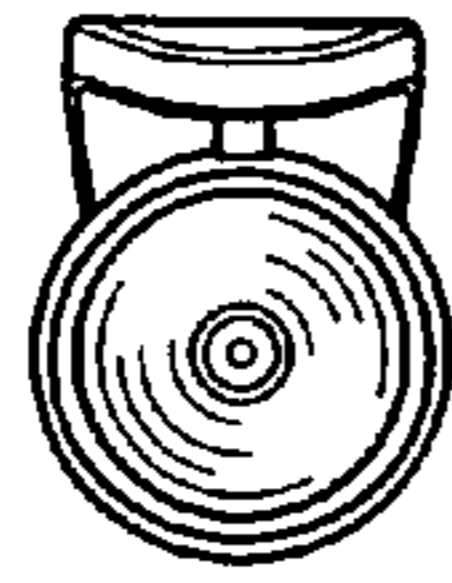


Fig. 7

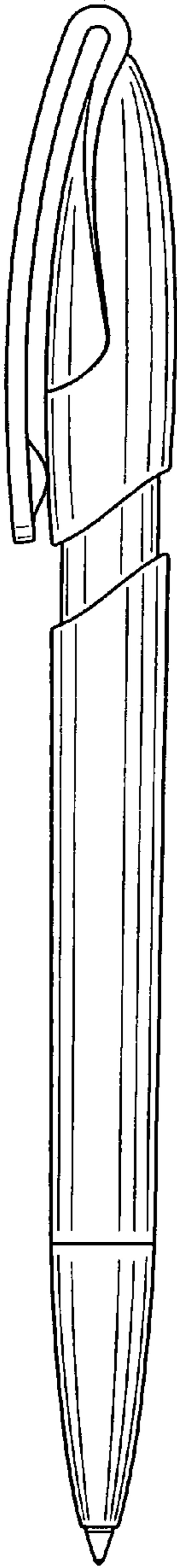


Fig. 2




Fig. 3

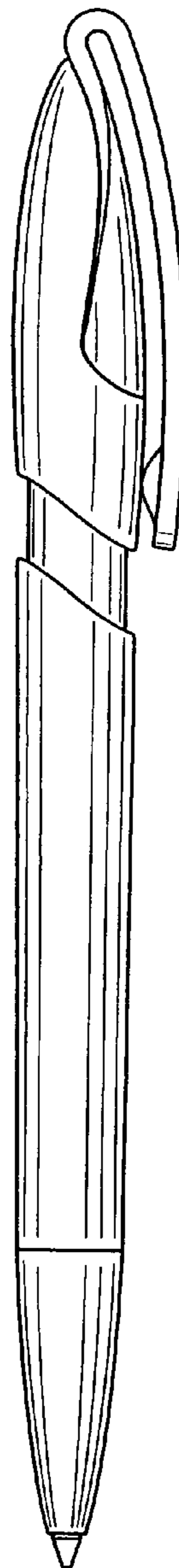


Fig. 4



Fig. 5