



US00D598952S

(12) **United States Design Patent**  
**Kushner**

(10) **Patent No.:** **US D598,952 S**

(45) **Date of Patent:** **\*\* Aug. 25, 2009**

(54) **MAGNIFYING PEN**

(76) **Inventor:** **Robert Gerald Kushner**, Flat G, Block G, Merry Terrace, 4 Seymour Road, Mid-Levels (HK)

(\*\*) **Term:** **14 Years**

(21) **Appl. No.:** **29/293,432**

(22) **Filed:** **Nov. 21, 2007**

(51) **LOC (9) Cl.** ..... **19-06**

(52) **U.S. Cl.** ..... **D19/36**

(58) **Field of Classification Search** ..... D19/35, D19/36, 41-51, 53-57; 24/11 R, 11 F, 11 P; 401/52, 99, 100, 104-109, 192, 195, 196; D16/135; D26/38

See application file for complete search history.

(56) **References Cited**

**U.S. PATENT DOCUMENTS**

1,262,972	A *	4/1918	Olson	.....	40/334
D80,362	S *	1/1930	Cuthbert et al.	.....	D19/51
2,204,136	A *	6/1940	King et al.	.....	362/118
2,377,117	A *	5/1945	Watkins	.....	206/225
D151,771	S *	11/1948	Kaupmann	.....	D27/146
2,512,168	A *	6/1950	Moore	.....	206/389
2,601,650	A *	6/1952	Walter et al.	.....	225/44
2,690,163	A *	9/1954	Randolph	.....	401/116
D297,649	S *	9/1988	Schiffner	.....	D19/36
4,984,379	A *	1/1991	Lee	.....	40/334
D338,036	S *	8/1993	Sullivan	.....	D19/36

D393,280	S *	4/1998	Cheng	.....	D19/42
D401,967	S *	12/1998	Tam	.....	D19/36
6,135,661	A *	10/2000	Houser	.....	401/195
6,822,813	B2 *	11/2004	Jim	.....	359/802
7,180,509	B2 *	2/2007	Fermgard et al.	.....	345/179
D558,826	S *	1/2008	Tam	.....	D19/36
D570,412	S *	6/2008	Qiu et al.	.....	D19/50

\* cited by examiner

*Primary Examiner*—Elizabeth A Albert

(74) *Attorney, Agent, or Firm*—Stuart A. Whittington, Esq.

(57) **CLAIM**

The ornamental design for a magnifying pen, as shown and described.

**DESCRIPTION**

FIG. 1 is right side view of a magnifying pen showing my new design;

FIG. 2 is a top view of the magnifying pen of FIG. 1;

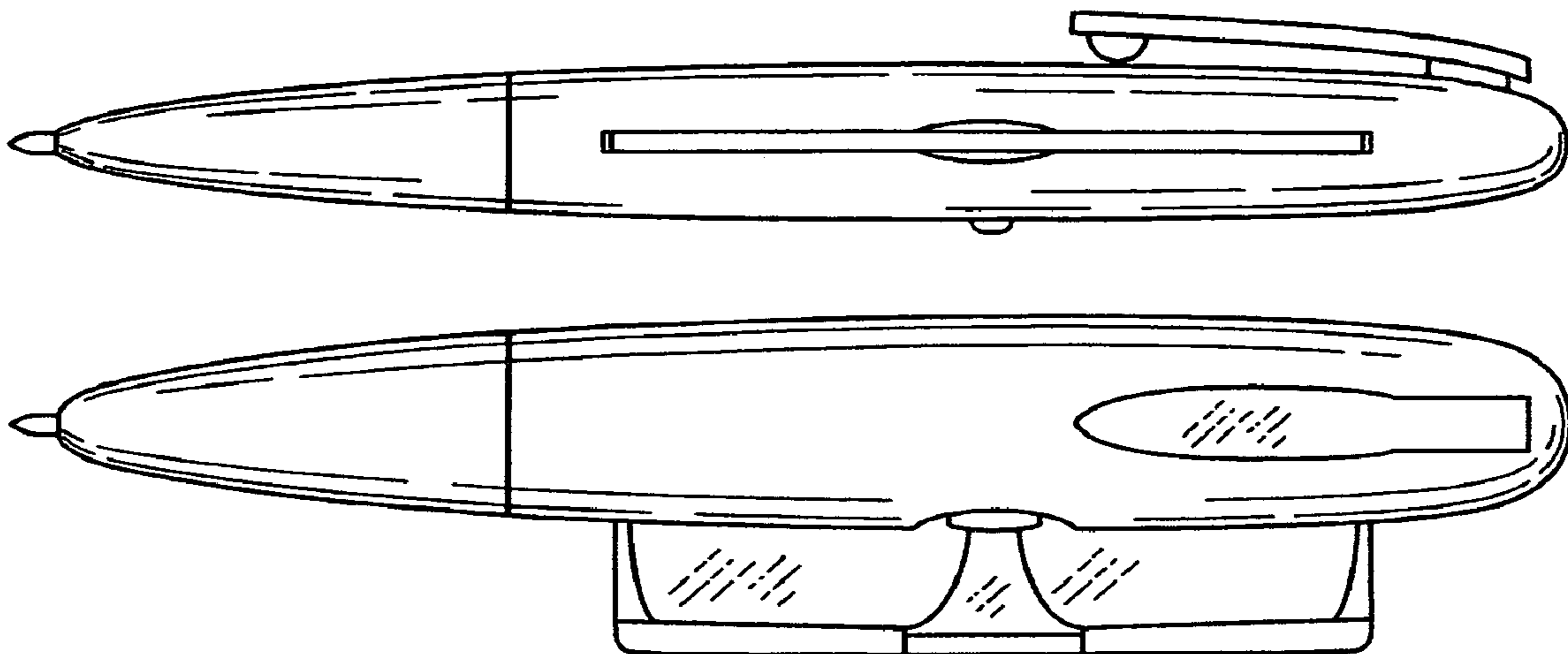
FIG. 3 is a top view of the magnifying pen of FIG. 1 with the magnifying glass extended;

FIG. 4 is a bottom view of the magnifying pen of FIG. 1 with the magnifying glass retracted;

FIG. 5 is a top right perspective view of the magnifying pen of FIG. 1 with the magnifying glass retracted; and,

FIG. 6 is a top right perspective view of the magnifying pen of FIG. 1 with the magnifying glass extended.

**1 Claim, 3 Drawing Sheets**






Fig. 1




Fig. 2




Fig. 3




Fig. 4

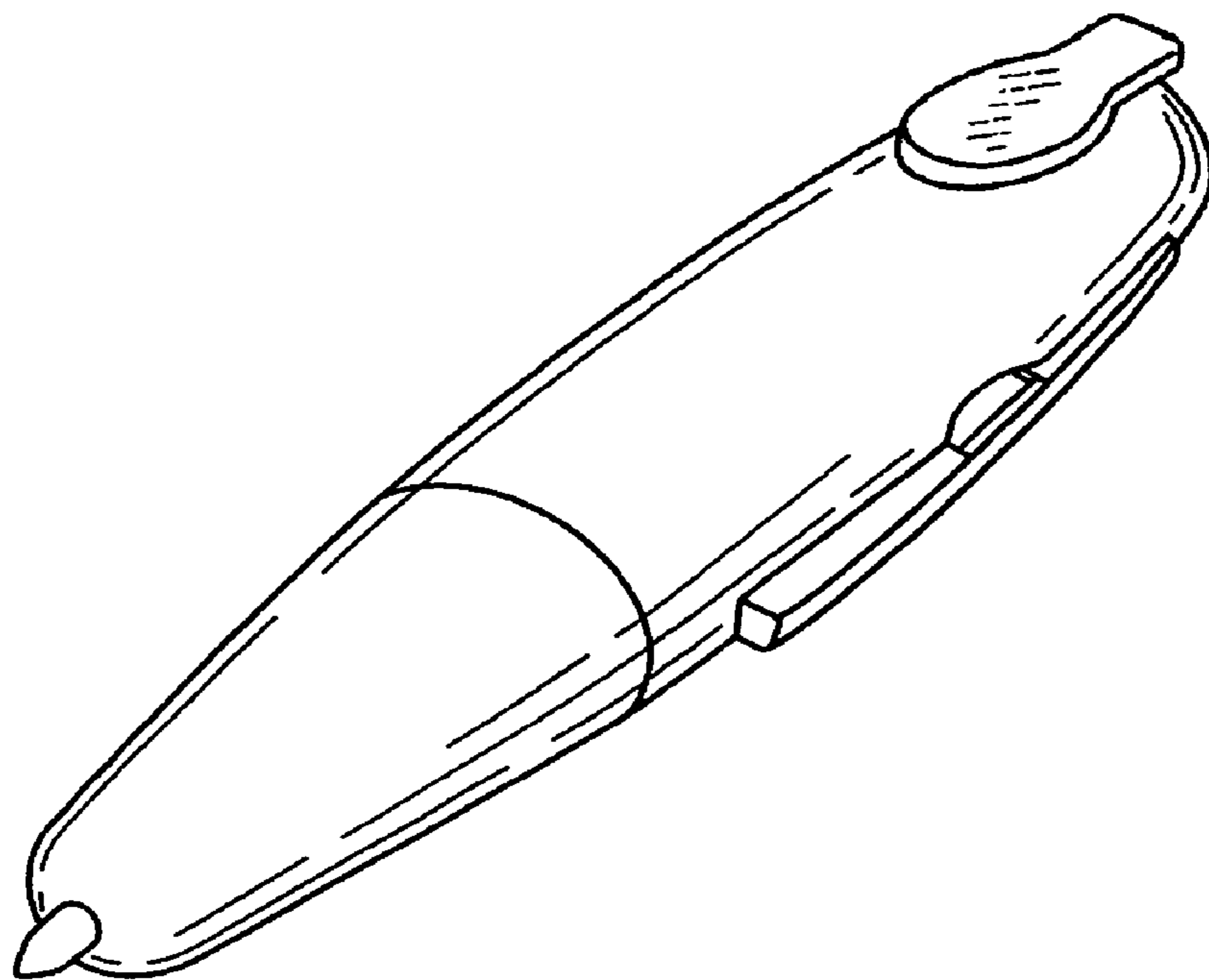


Fig. 5

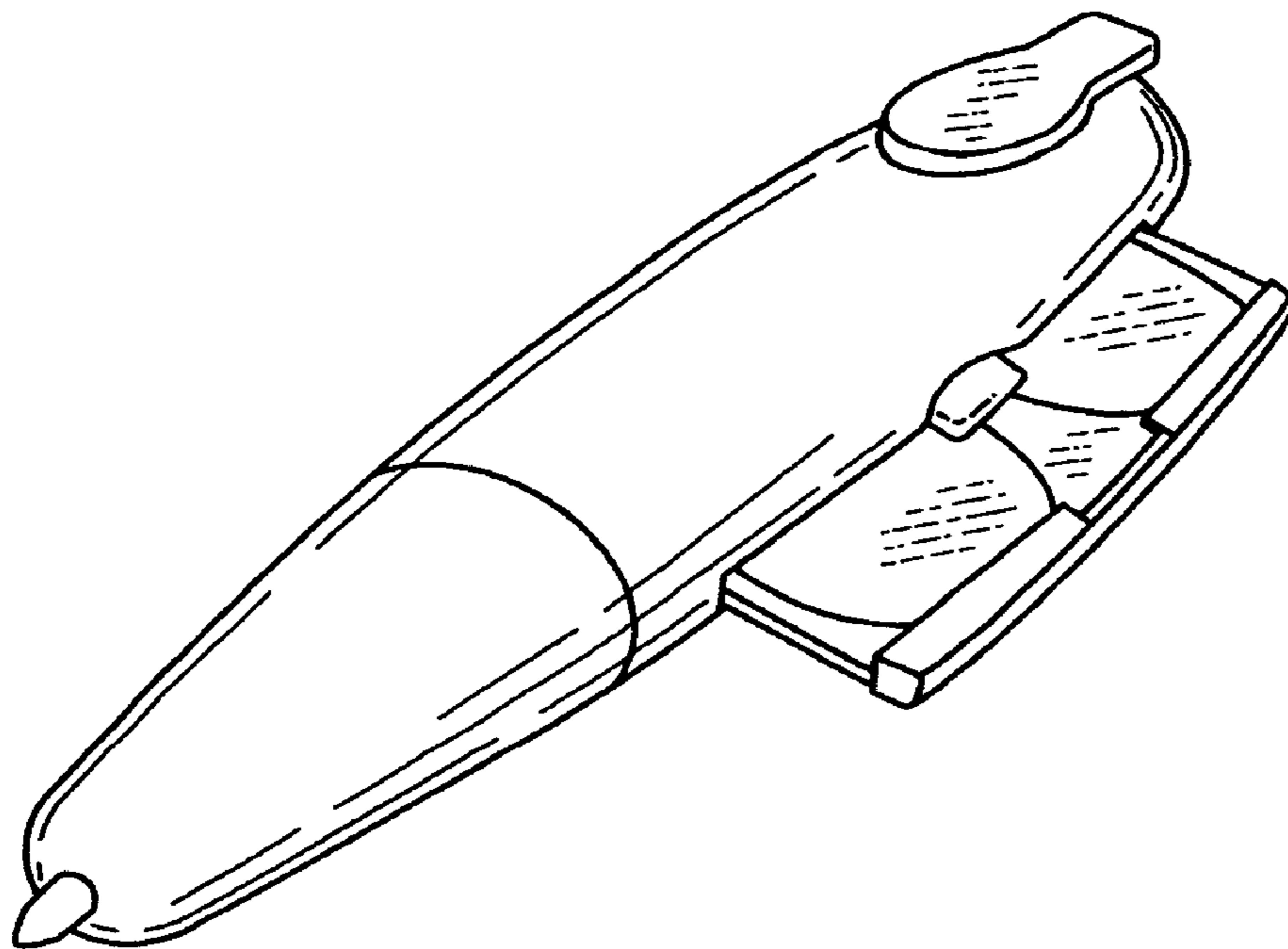


Fig. 6