



US00D598937S

(12) **United States Design Patent**  
**Lyasko**

(10) **Patent No.:** **US D598,937 S**

(45) **Date of Patent:** **\*\* Aug. 25, 2009**

(54) **GROUND ENGAGING ELEMENT FOR A TRACKED VEHICLE AND ARRAYS THEREOF**

(75) Inventor: **Modest I. Lyasko**, Falls Church, VA (US)

(73) Assignee: **Caterpillar Inc.**, Peoria, IL (US)

(\*\*) Term: **14 Years**

(21) Appl. No.: **29/287,118**

(22) Filed: **Jun. 28, 2007**

(30) **Foreign Application Priority Data**

Dec. 28, 2006 (EM) ..... 000644976-0001  
Dec. 28, 2006 (EM) ..... 000644976-0002

(51) **LOC (9) Cl.** ..... **15-03**

(52) **U.S. Cl.** ..... **D15/28**

(58) **Field of Classification Search** ..... D15/24,  
D15/28; 29/891.1; 305/201, 185, 200, 46,  
305/51, 111, 198, 53, 204, 193, 192, 191,  
305/167, 161, 178

See application file for complete search history.

(56) **References Cited**

**U.S. PATENT DOCUMENTS**

D59,422 S \* 10/1921 Johnson ..... D15/28  
1,409,577 A \* 3/1922 Reyoun et al. .... 305/162  
1,423,519 A \* 7/1922 Farkas ..... 301/44.3  
1,635,597 A \* 7/1927 White ..... 305/191  
1,693,831 A \* 12/1928 Turnbull ..... 305/191  
1,908,045 A \* 5/1933 Olson ..... 305/188  
1,952,545 A \* 3/1934 Gotshall ..... 29/891.1  
2,549,930 A \* 4/1951 Riegel et al. .... 219/635  
2,874,005 A \* 2/1959 Engstrom ..... 305/192  
D186,214 S \* 9/1959 Francis ..... D15/28  
2,982,585 A \* 5/1961 Murtaugh ..... 305/187  
3,089,021 A \* 5/1963 Hawes et al. .... 219/104  
3,372,959 A \* 3/1968 Watts, Jr. .... 305/191  
3,477,768 A \* 11/1969 Culver ..... 305/191  
D233,320 S \* 10/1974 Svensson ..... D15/28  
3,972,570 A \* 8/1976 Massieon ..... 305/191  
D243,517 S \* 3/1977 Belanger ..... D12/7  
D260,899 S \* 9/1981 Joseph et al. .... D15/28

4,324,437 A \* 4/1982 Narang ..... 305/106  
4,425,007 A \* 1/1984 Soeteber ..... 305/111  
4,434,642 A \* 3/1984 Rasmussen ..... 72/356  
4,605,264 A \* 8/1986 Tonsor ..... 305/47  
4,637,665 A \* 1/1987 Burdick et al. .... 305/191  
D342,526 S \* 12/1993 Chandler ..... D15/28  
5,547,268 A \* 8/1996 Hansen ..... 305/191  
D382,570 S \* 8/1997 Bruns ..... D15/28  
D391,582 S \* 3/1998 Bruns ..... D15/28  
6,017,103 A \* 1/2000 Villard ..... 305/192  
6,109,705 A \* 8/2000 Courtemanche ..... 305/178  
D454,576 S \* 3/2002 Huntimer ..... D15/28  
6,505,896 B1 \* 1/2003 Boivin et al. .... 305/178  
D484,149 S \* 12/2003 Hannan et al. .... D15/28  
2004/0032166 A1 \* 2/2004 Maguire et al. .... 305/186  
2005/0040708 A1 \* 2/2005 Yamamoto et al. .... 305/202

**FOREIGN PATENT DOCUMENTS**

JP 1158360 9/2002

\* cited by examiner

*Primary Examiner*—Stella M Reid

*Assistant Examiner*—Mark A Goodwin

(74) *Attorney, Agent, or Firm*—Finnegan, Henderson, Farabow, Garrett & Dunner

(57) **CLAIM**

The ornamental design for a ground engaging element for a tracked vehicle and arrays thereof, as shown and described.

**DESCRIPTION**

FIG. 1 is a front perspective view of one element of a ground engaging element for a tracked vehicle and arrays thereof of my new design;

FIG. 2 is a front view thereof;

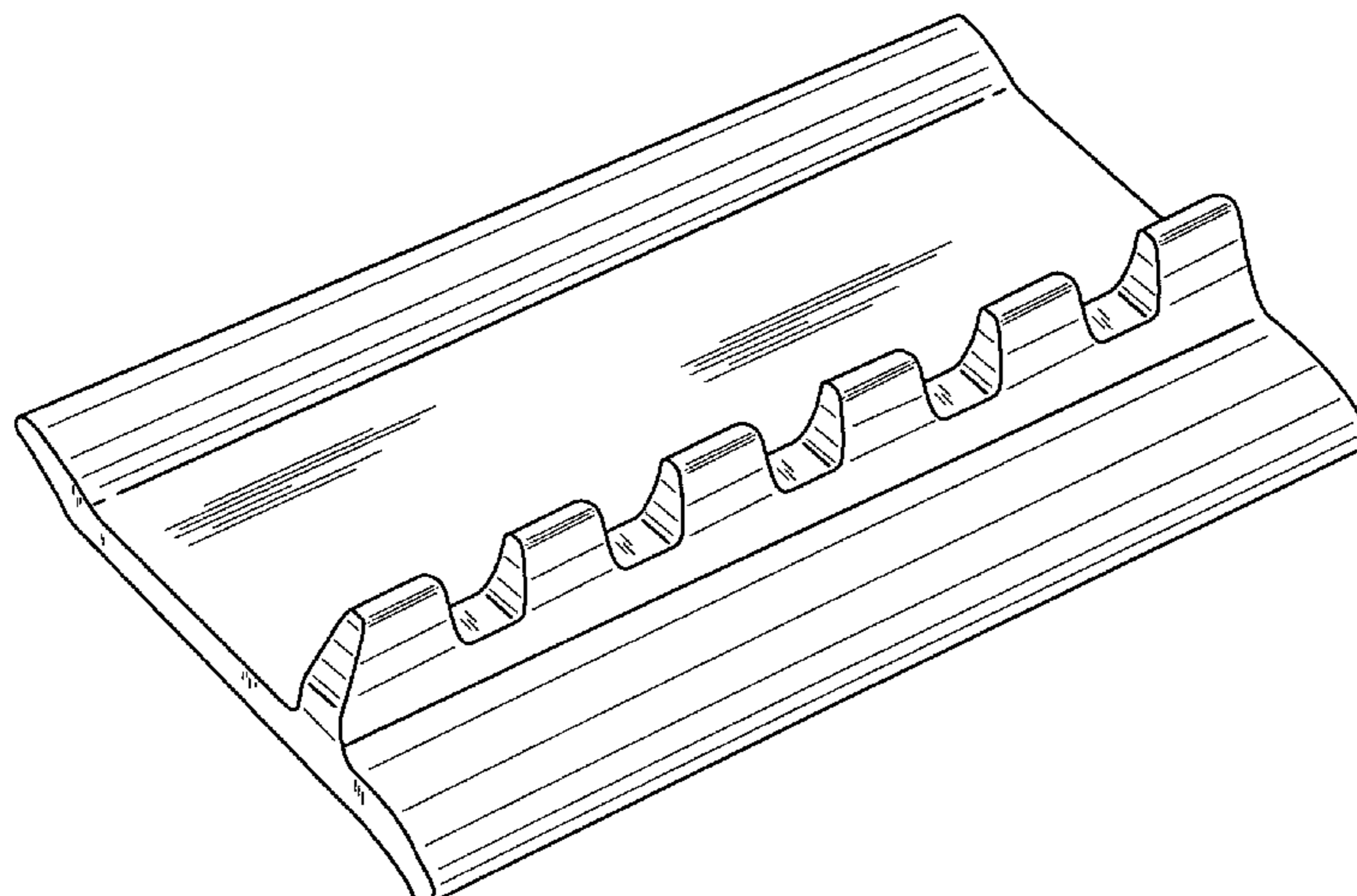
FIG. 3 is a close up view of a portion of FIG. 2;

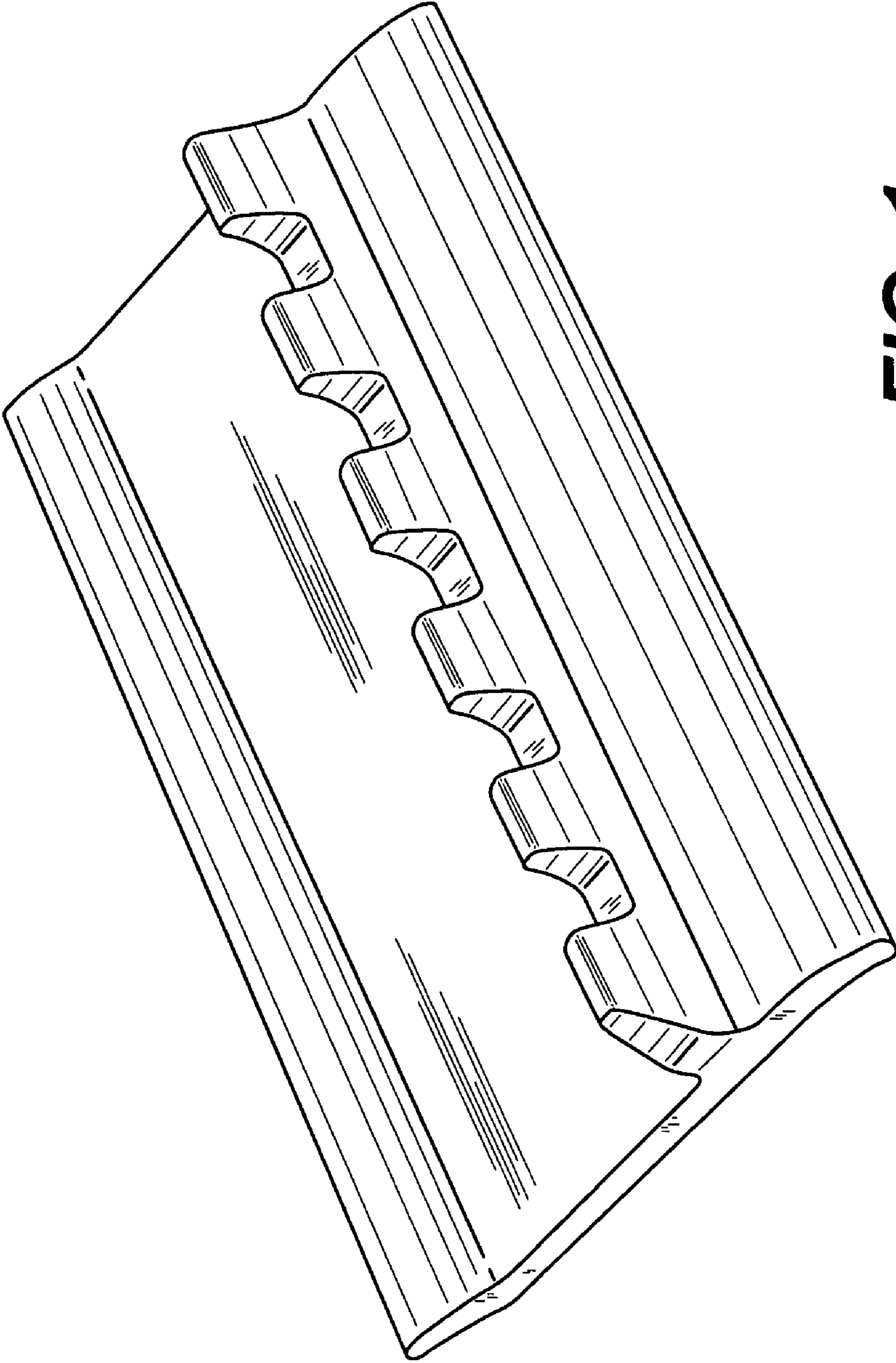
FIG. 4 is an end view of the embodiment of FIG. 1;

FIG. 5 is a rear view thereof; and,

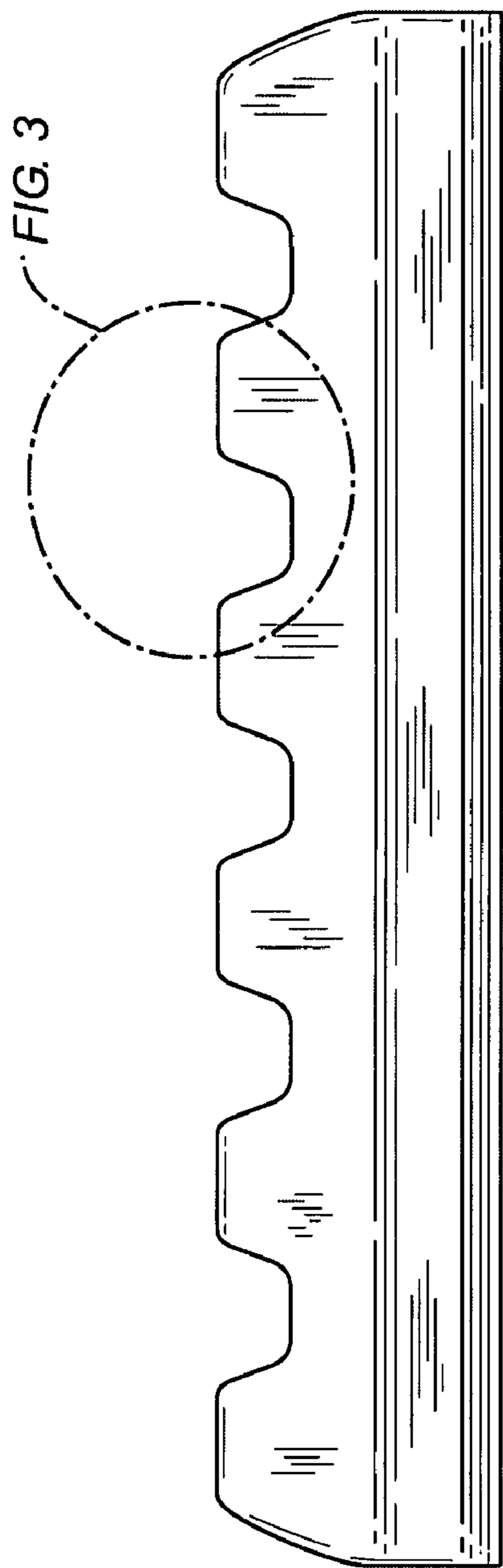
FIG. 6 is a top view thereof, the bottom view not being visible during ordinary use is not depicted.

**1 Claim, 4 Drawing Sheets**

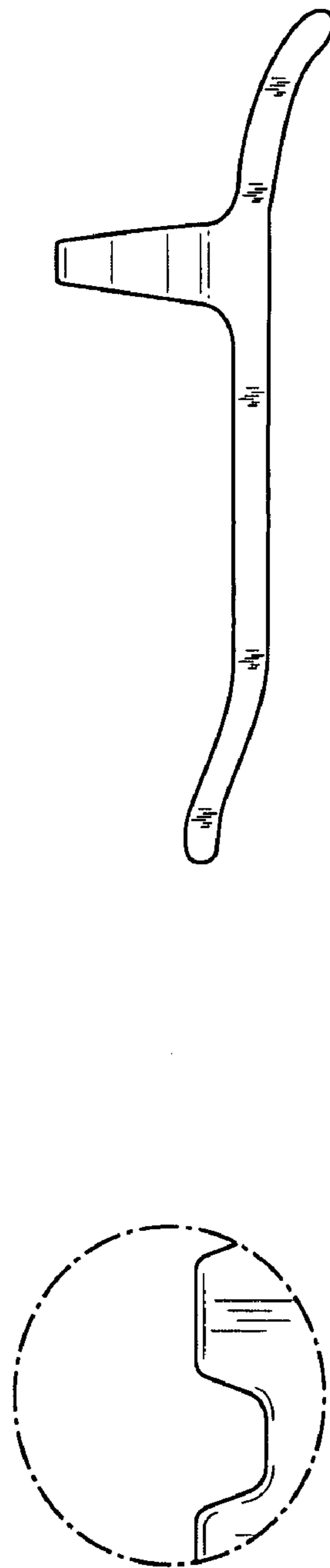




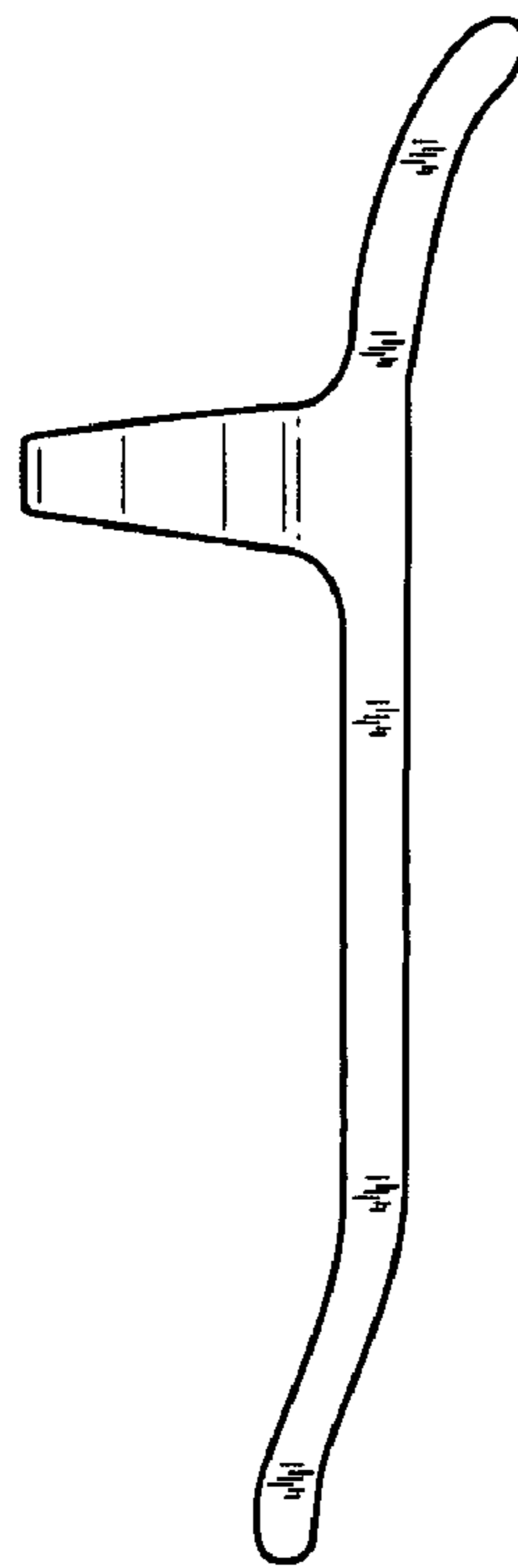
**FIG. 1**



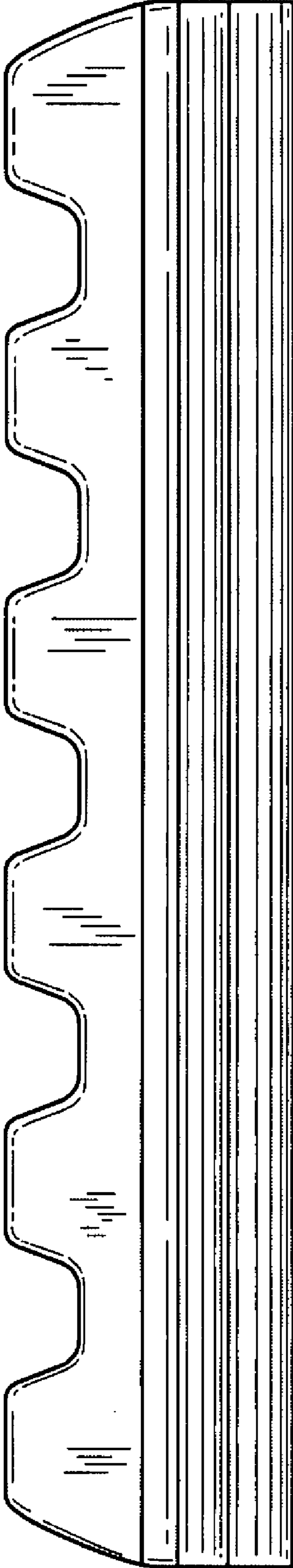
**FIG. 2**



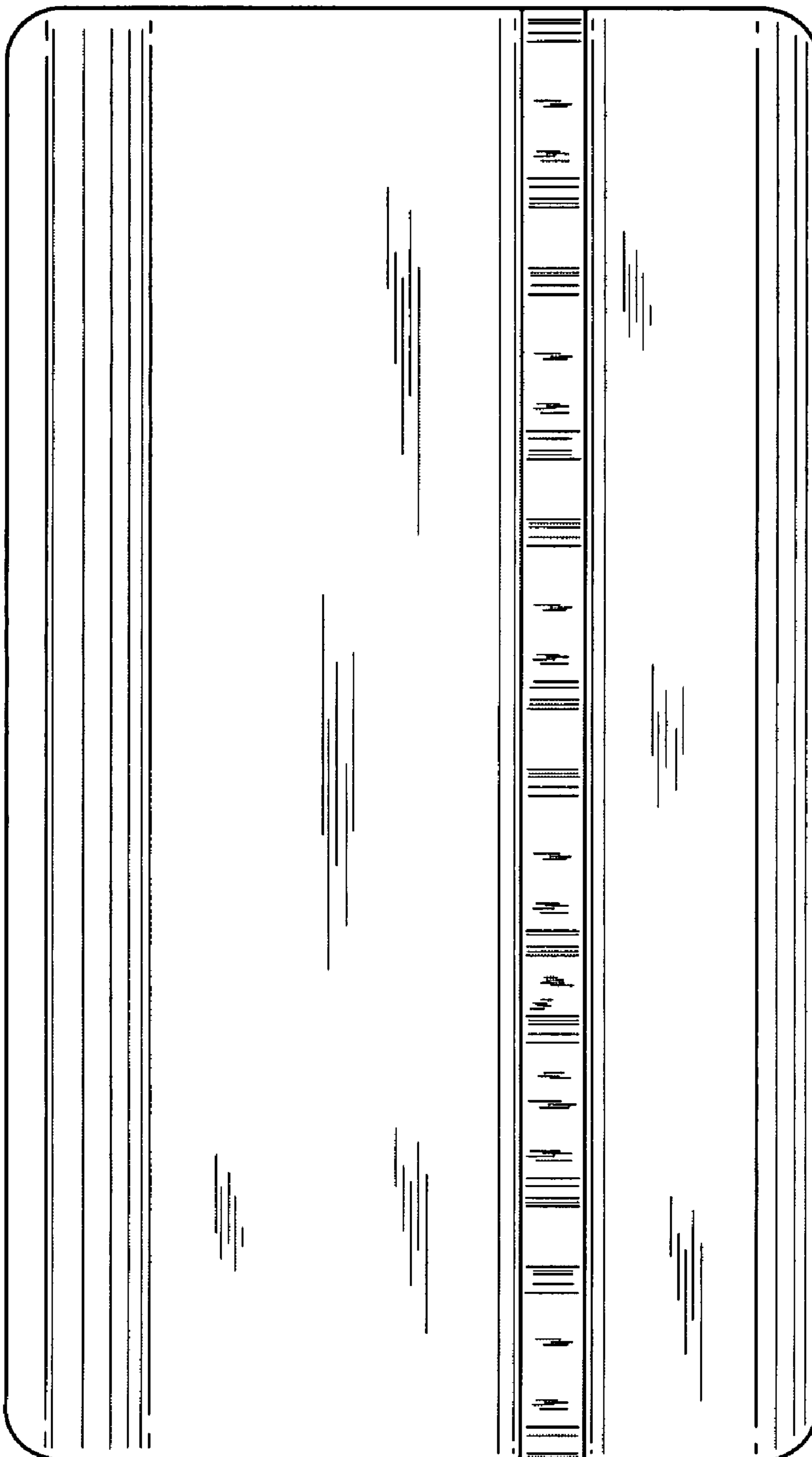
**FIG. 3**



**FIG. 4**



**FIG. 5**



**FIG. 6**