



US00D598918S

(12) **United States Design Patent**
Kim et al.

(10) **Patent No.:** **US D598,918 S**

(45) **Date of Patent:** **** Aug. 25, 2009**

(54) **KEYBOARD**

(75) Inventors: **Young Soo Kim**, Bellevue, WA (US);
Ralf Groene, Kirkland, WA (US)

(73) Assignee: **Microsoft Corporation**, Redmond, WA (US)

(**) Term: **14 Years**

(21) Appl. No.: **29/317,220**

(22) Filed: **Apr. 24, 2008**

(51) **LOC (9) Cl.** **14-02**

(52) **U.S. Cl.** **D14/392**

(58) **Field of Classification Search** D14/391-399,
D14/385; D18/1, 2, 7, 11; 178/17 A, 17 C;
200/5 A, 5 R, 6 A, 6 R; 235/145 A, 145 R;
345/160, 168, 169; 341/20, 22, 23; 400/484-489,
400/492

See application file for complete search history.

(56) **References Cited**

U.S. PATENT DOCUMENTS

5,717,430 A * 2/1998 Copland et al. 345/168
6,604,877 B2 * 8/2003 Cheng 400/472
D481,730 S * 11/2003 Kang et al. D14/385
D482,362 S * 11/2003 Goto D14/392
D489,373 S * 5/2004 Huang D14/392

6,876,312 B2 * 4/2005 Yu 341/20
D517,069 S * 3/2006 Chou D14/392
D521,513 S * 5/2006 Neal et al. D14/392
D534,533 S * 1/2007 Nguyen et al. D14/391
D546,332 S * 7/2007 Depay et al. D14/396

* cited by examiner

Primary Examiner—Freda S Nunn

(74) *Attorney, Agent, or Firm*—Banner & Witcoff, Ltd.

(57) **CLAIM**

The ornamental design for a keyboard, as shown and described.

DESCRIPTION

FIG. 1 is a perspective view of a keyboard showing our new design;

FIG. 2 is a front view thereof;

FIG. 3 is a rear view thereof;

FIG. 4 is a right side view thereof;

FIG. 5 is a left side view thereof;

FIG. 6 is a top view thereof; and,

FIG. 7 is a bottom view thereof.

Broken lines shown in the drawings illustrate portions of the keyboard and form no part of the claimed design.

1 Claim, 4 Drawing Sheets



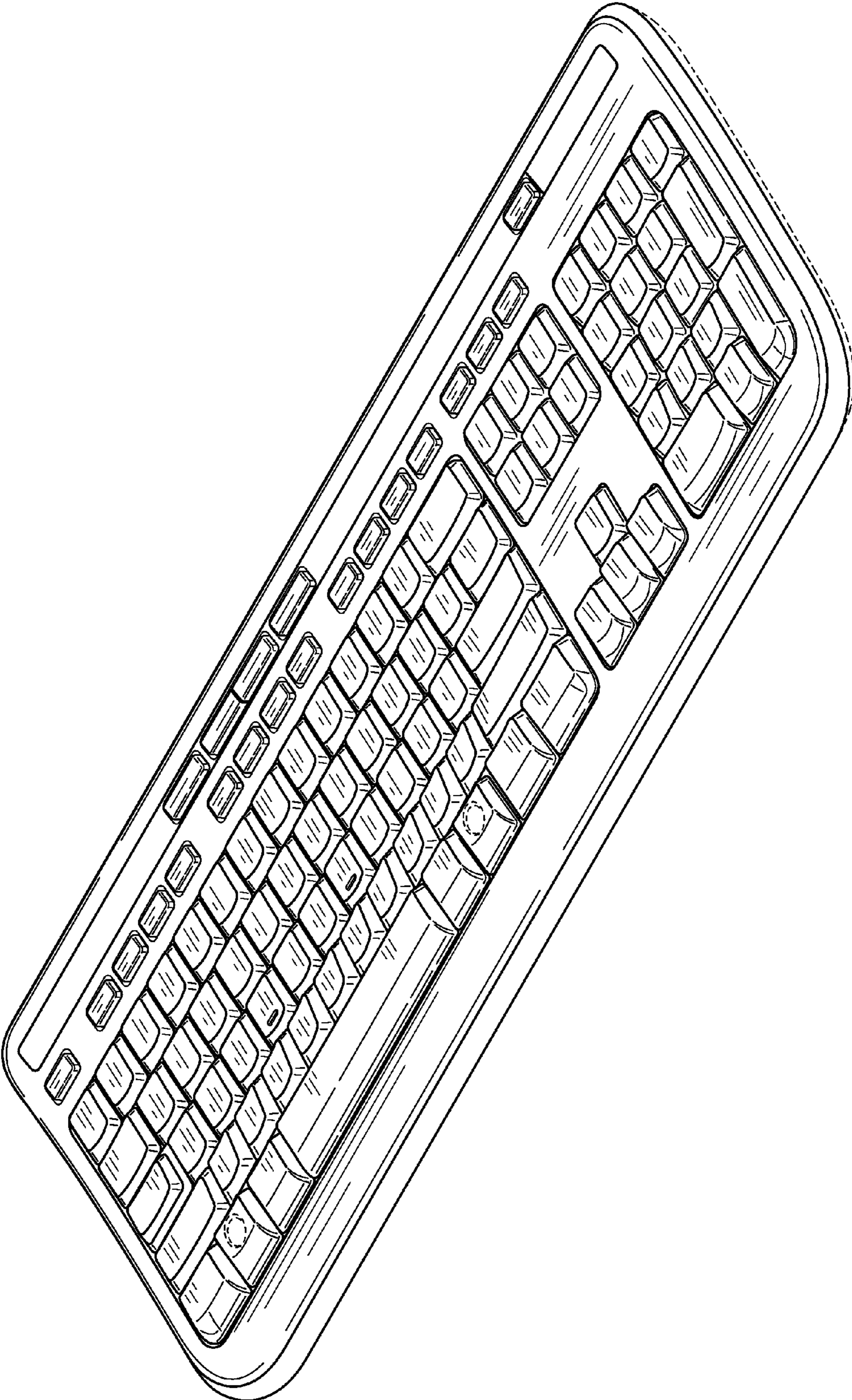


FIG. 1

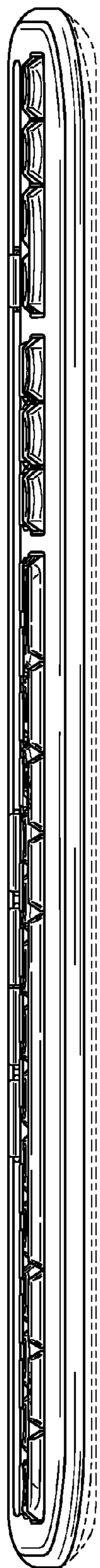


FIG. 2

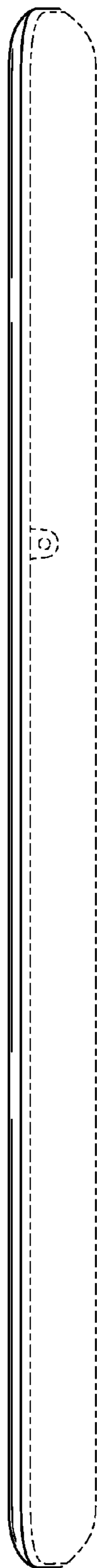


FIG. 3



FIG. 4

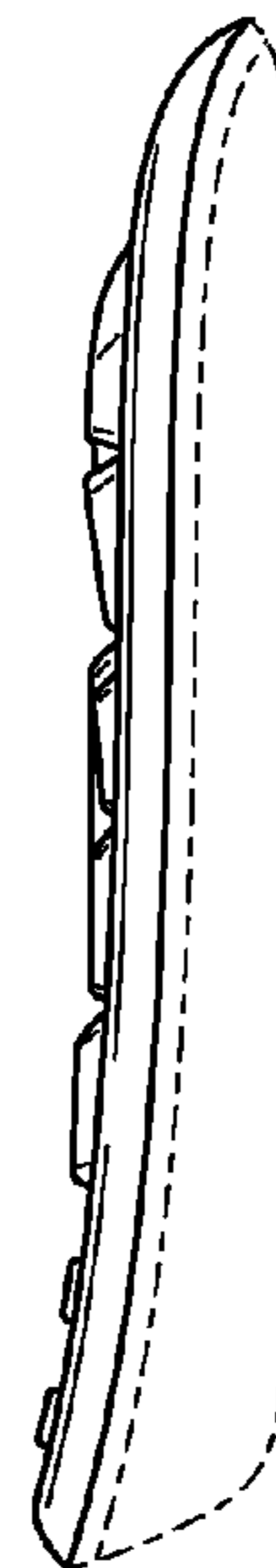


FIG. 5

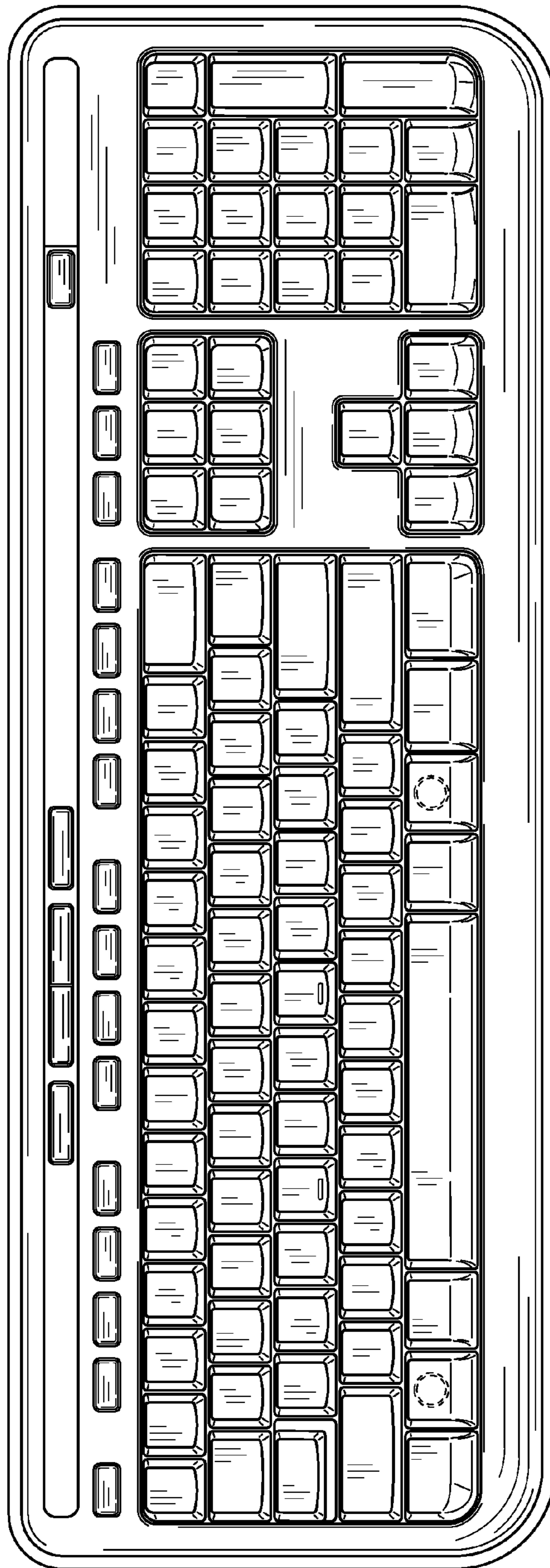


FIG. 6




FIG. 7