



US00D598909S

(12) **United States Design Patent**
Seo

(10) **Patent No.:** **US D598,909 S**
(45) **Date of Patent:** **** Aug. 25, 2009**

(54) **COVER OF PORTABLE PHONE**

(75) Inventor: **Jin-Gyu Seo**, Seoul (KR)

(73) Assignee: **Samsung Electronics Co., Ltd.**,
Suwon-Si (KR)

(**) Term: **14 Years**

(21) Appl. No.: **29/328,113**

(22) Filed: **Nov. 19, 2008**

(30) **Foreign Application Priority Data**

Oct. 2, 2008 (KR) 30-2008-0042773

(51) **LOC (9) Cl.** **14-03**

(52) **U.S. Cl.** **D14/248; D5/37**

(58) **Field of Classification Search** D14/137,
D14/138 R, 138 AA, 138 AB, 138 AC, 138 AD,
D14/138 C, 138 G, 147-148, 156, 191, 218,
D14/247-248, 341-347, 390, 399, 455-456,
D14/496; D16/208; D21/329, 331, 333,
D21/517; 348/14.01-14.02; 361/814; 379/433.01-433.13;
455/90.3, 556.1-556.2, 566, 575.1, 575.3,
455/575.4; D13/164, 168; 439/165; 343/702;
345/167, 168, 169; D10/65, 78, 104; D18/7;
D5/6, 17, 24, 32, 37, 39, 54, 58, 60, 61
See application file for complete search history.

(56) **References Cited**

U.S. PATENT DOCUMENTS

D42,159 S * 2/1912 Wishart D5/6
D90,293 S * 7/1933 Persky D5/61
D92,101 S * 4/1934 Martin D5/61
D161,221 S * 12/1950 Walther D5/61
D161,972 S * 2/1951 Stehli D5/60
D488,810 S * 4/2004 Lin et al. D14/341
D529,721 S * 10/2006 Harkenrider D5/60
D542,254 S * 5/2007 Ahn et al. D14/138 AB

D554,097 S * 10/2007 Lee D14/138 AD
D562,295 S * 2/2008 Lindner et al. D14/138 AB
D567,783 S * 4/2008 Lee et al. D14/138 AB
D587,673 S * 3/2009 Kim et al. D14/138 AB
2003/0003956 A1 * 1/2003 Maenpaa et al. 455/556

OTHER PUBLICATIONS

Siemens CL75, announced 1Q 2005, <URL:http://www.gsmarena.com/siemens_cl75-pictures-1097.php>, retrieved from internet Apr. 9, 2009.*

* cited by examiner

Primary Examiner—Charles A Rademaker

Assistant Examiner—Carla Jobe Wright

(74) *Attorney, Agent, or Firm*—Staas & Halsey LLP

(57) **CLAIM**

The ornamental design for a cover for portable phone, as shown and described.

DESCRIPTION

FIG. 1 is a perspective view of a cover of portable phone;
FIG. 2 is a front view of the cover of portable phone of FIG. 1;
FIG. 3 is a rear view of the cover of portable phone of FIG. 1;
FIG. 4 is a left-side view of the cover of portable phone of FIG. 1;
FIG. 5 is a right-side view of the cover of portable phone of FIG. 1;
FIG. 6 is a top plan view of the cover of portable phone of FIG. 1; and,
FIG. 7 is a bottom plan view of the cover of portable phone of FIG. 1.

The broken line showing of the remainder of the portable phone is for illustrative purposes only and forms no part of the claimed design.

1 Claim, 4 Drawing Sheets




FIG. 1




FIG. 2




FIG. 3




FIG. 4




FIG. 5




FIG. 6




FIG. 7

