



US00D598908S

(12) **United States Design Patent**
Tompkin

(10) **Patent No.:** **US D598,908 S**

(45) **Date of Patent:** **** Aug. 25, 2009**

(54) **REAR PANEL FOR A HANDSET**

(75) Inventor: **Crispian Tompkin**, Los Angeles, CA
(US)

(73) Assignee: **Nokia Corporation**, Espoo (FI)

(**) Term: **14 Years**

(21) Appl. No.: **29/305,695**

(22) Filed: **Mar. 26, 2008**

(51) **LOC (9) Cl.** **14-03**

(52) **U.S. Cl.** **D14/248**

(58) **Field of Classification Search** D14/137,
D14/138 AA, 138 AB, 138 AC, 138 AD,
D14/138 C, 138 G, 138 R, 147-148, 156,
D14/218, 247-248, 341-347, 390, 399, 455-456,
D14/496, 172, 188, 191, 192, 194, 207, 209.1,
D14/214, 219, 225; D16/208, 217, 218,
D16/219; D21/329, 331, 333, 517; 348/14.01-14.02;
361/814; 379/433.01-433.13; 455/90.3,
455/556.1-556.2, 566, 575.1, 575.3, 575.4;
D13/164, 168, 108; 439/165; 343/702; 345/167,
345/168, 169
See application file for complete search history.

(56) **References Cited**

U.S. PATENT DOCUMENTS

D454,868 S * 3/2002 Vuolteenaho et al. D14/248
D504,879 S 5/2005 Moss
D525,224 S 7/2006 Pitt et al.
D548,718 S * 8/2007 Davis D14/138 AA
D555,614 S 11/2007 Holmung et al.

D560,630 S * 1/2008 Mitchell et al. D14/138 AA
D562,314 S * 2/2008 Han et al. D14/248
D574,349 S 8/2008 Mitchell
D574,800 S * 8/2008 Stillerman D14/138 AA
D574,805 S * 8/2008 Cobb D14/138 AA
D579,910 S * 11/2008 Fan et al. D14/138 AA
D589,503 S * 3/2009 McPhail D14/248
D589,952 S * 4/2009 Hang D14/248
D590,382 S * 4/2009 Shi D14/248
D590,383 S * 4/2009 Turner D14/248
D592,200 S * 5/2009 Liu D14/248
2007/0178949 A1 * 8/2007 Sato et al. 455/575.3

* cited by examiner

Primary Examiner—Ian Simmons

Assistant Examiner—Carla Jobe Wright

(74) *Attorney, Agent, or Firm*—Banner & Witcoff, Ltd.

(57) **CLAIM**

The ornamental design for a rear panel for a handset, as shown and described.

DESCRIPTION

FIG. 1 is a front perspective view of a rear panel for a handset showing my new design;

FIG. 2 is a front view thereof;

FIG. 3 is a rear view thereof;

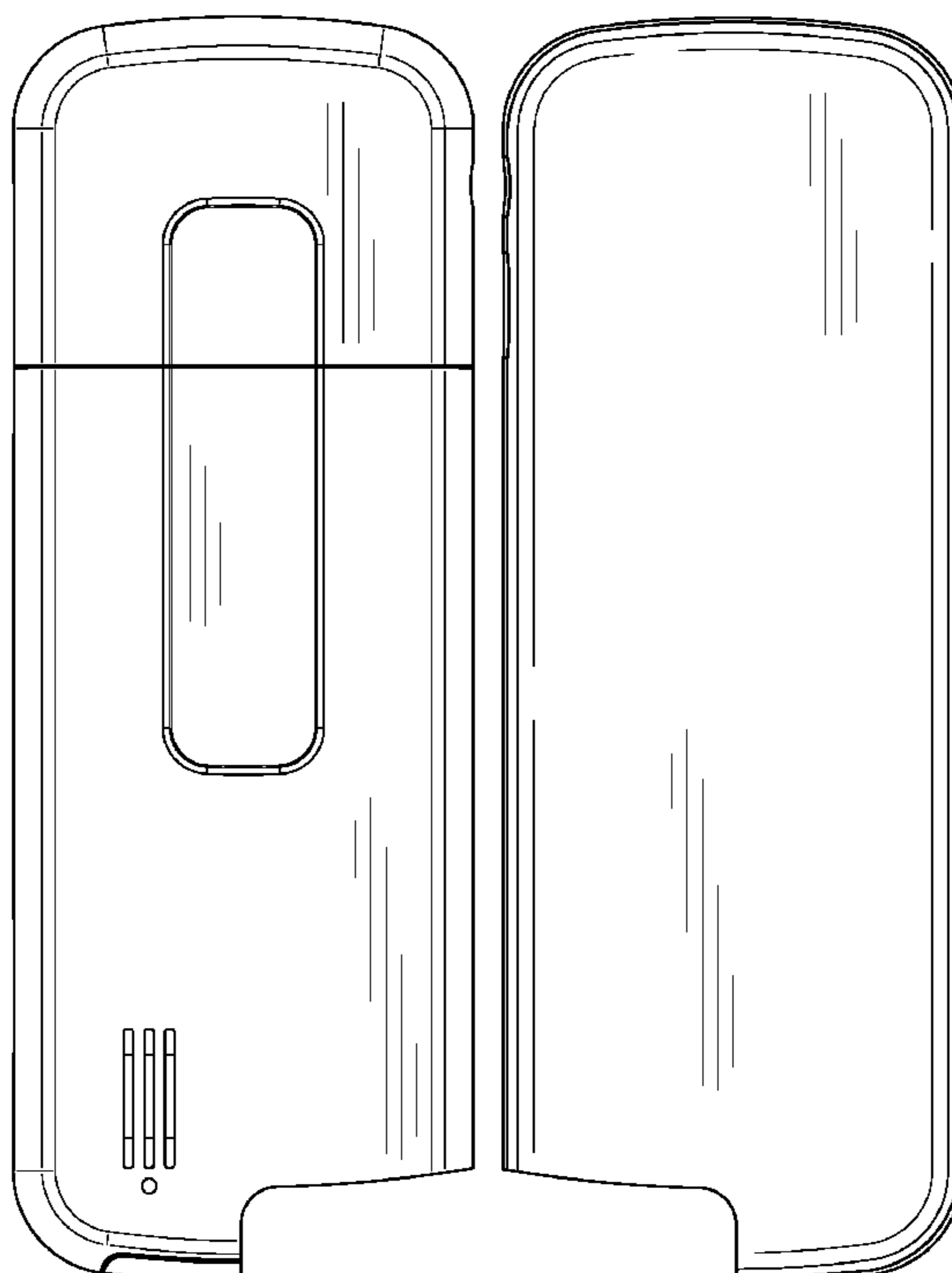
FIG. 4 is a right side view thereof;

FIG. 5 is a left side view thereof;

FIG. 6 is a top view thereof; and,

FIG. 7 is a bottom view thereof.

1 Claim, 3 Drawing Sheets



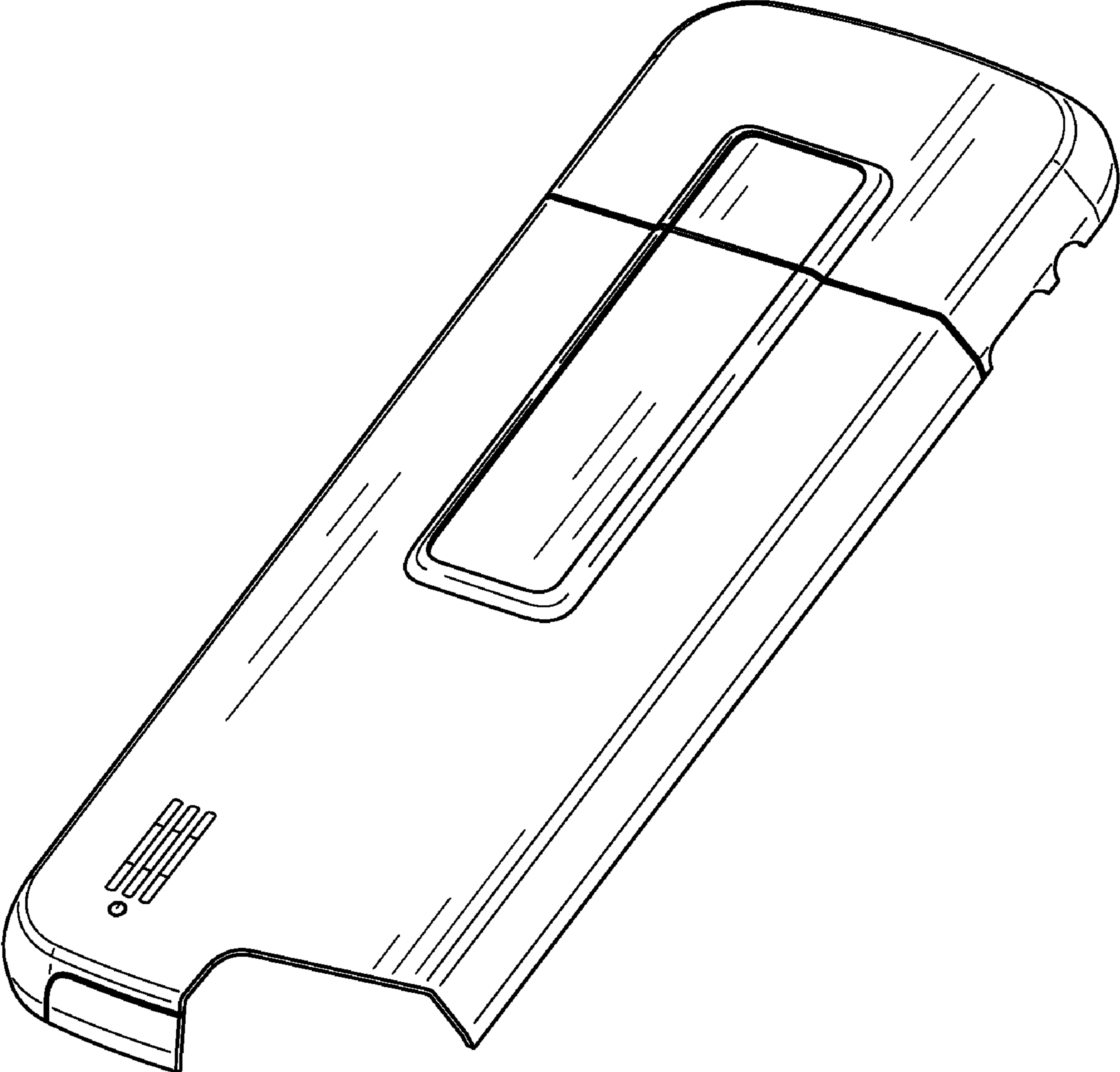


FIG. 1

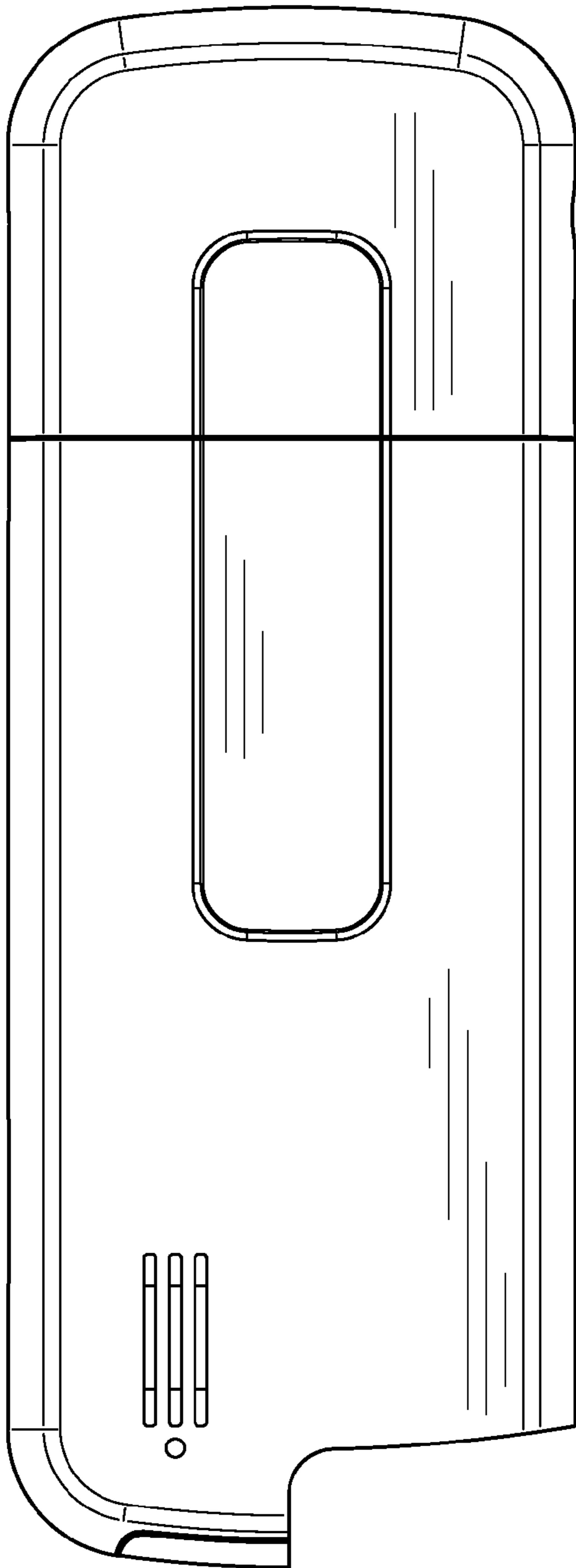


FIG. 2




FIG. 3




FIG. 4




FIG. 5

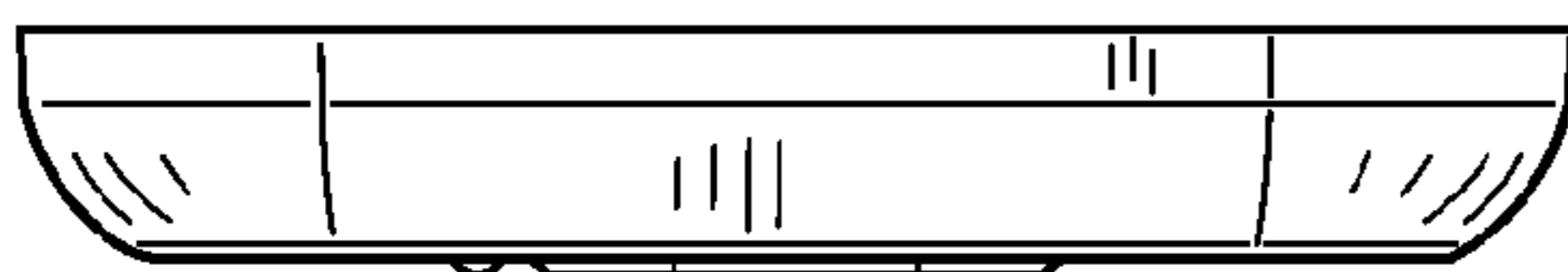


FIG. 6

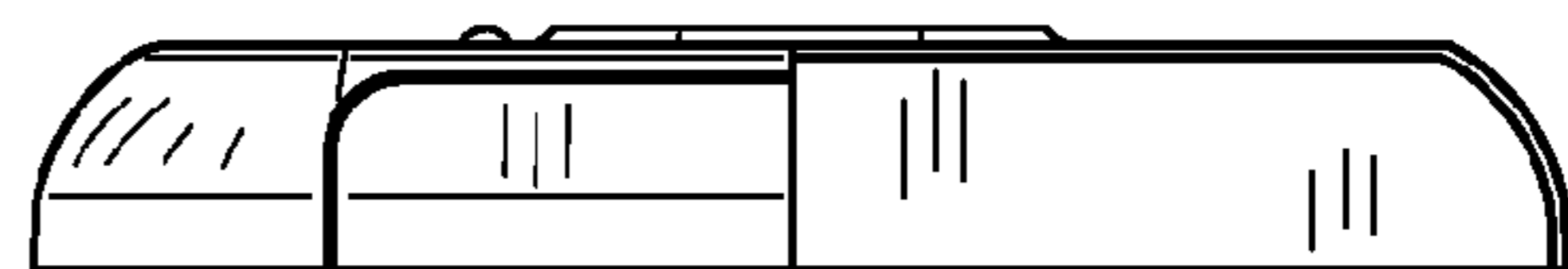


FIG. 7