



US00D598895S

(12) **United States Design Patent**
Bentley et al.

(10) **Patent No.:** **US D598,895 S**

(45) **Date of Patent:** **** Aug. 25, 2009**

(54) **COMMUNICATIONS HEADSET**

(75) Inventors: **Matthew C. Bentley**, Scotts Valley, CA (US); **Soo Hyun Ham**, San Francisco, CA (US); **Andrew K. Richardson**, Santa Cruz, CA (US)

(73) Assignee: **Plantronics, Inc.**, Santa Cruz, CA (US)

(**) Term: **14 Years**

(21) Appl. No.: **29/330,775**

(22) Filed: **Jan. 14, 2009**

(51) **LOC (9) Cl.** **14-01**

(52) **U.S. Cl.** **D14/206**

(58) **Field of Classification Search** D14/205,
D14/206, 223, 188, 192; 181/129, 130; 379/430;
381/381, 330; D24/174
See application file for complete search history.

(56) **References Cited**

U.S. PATENT DOCUMENTS

D439,890 S *	4/2001	Skulley et al.	D14/223
D460,960 S *	7/2002	Kao	D14/223
D464,943 S *	10/2002	Lai	D14/206
D472,231 S *	3/2003	Eisenbraun	D14/223
D478,574 S *	8/2003	Ming	D14/223
D492,667 S *	7/2004	Skulley et al.	D14/223
6,819,762 B2 *	11/2004	Jones et al.	379/430
D508,485 S *	8/2005	Katsumata	D14/223
D512,991 S *	12/2005	Yano	D14/223

D520,497 S *	5/2006	Yang	D14/223
7,106,877 B1 *	9/2006	Linville	381/381
D555,153 S *	11/2007	Wilson et al.	D14/223
D564,500 S *	3/2008	Wang	D14/223
D569,842 S *	5/2008	Yang	D14/205
D577,003 S *	9/2008	Yang et al.	D14/206
D581,900 S *	12/2008	Caddes et al.	D14/206
D582,388 S *	12/2008	Nielsen et al.	D14/205

* cited by examiner

Primary Examiner—Paula Greene

(74) *Attorney, Agent, or Firm*—Michael D. Rodriguez

(57) **CLAIM**

The ornamental design for a communications headset, as shown and described.

DESCRIPTION

FIG. 1 is front-top-left perspective view of a communications headset showing our new design;

FIG. 2 is a back view thereof;

FIG. 3 is a top view thereof;

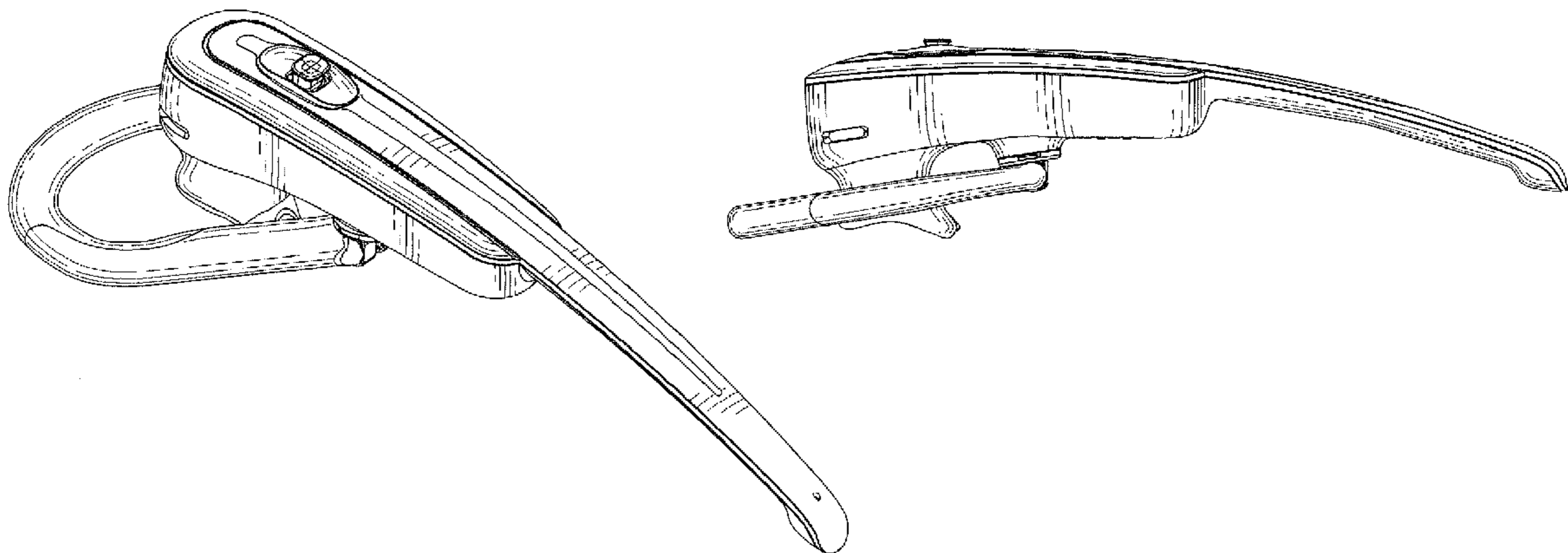
FIG. 4 is a left side view thereof, the right side view is a mirror image;

FIG. 5 is a bottom view thereof; and,

FIG. 6 is a front view thereof.

The broken line showing of the unclaimed environment forms no part of the claimed design.

1 Claim, 3 Drawing Sheets



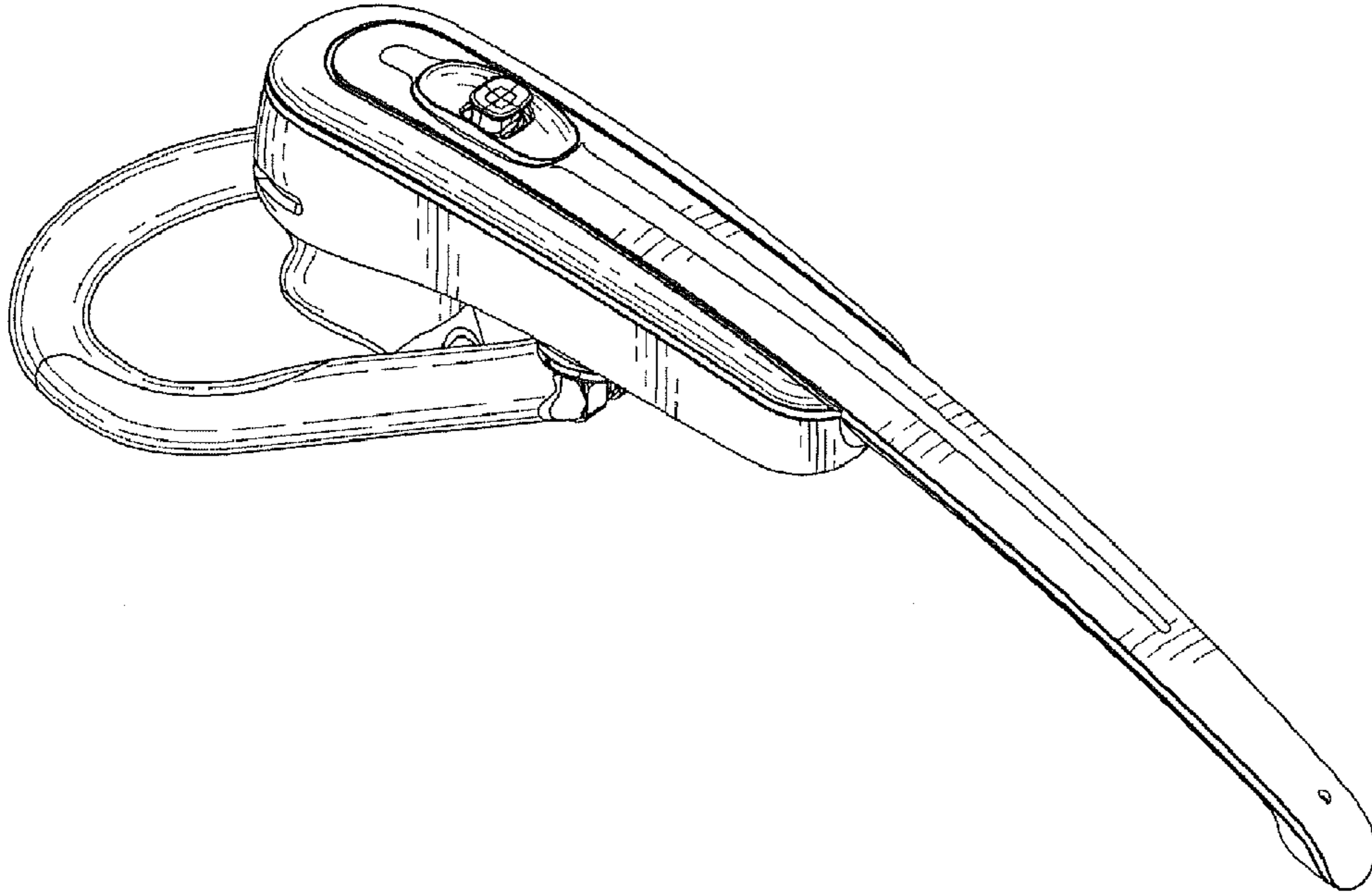


FIG. 1

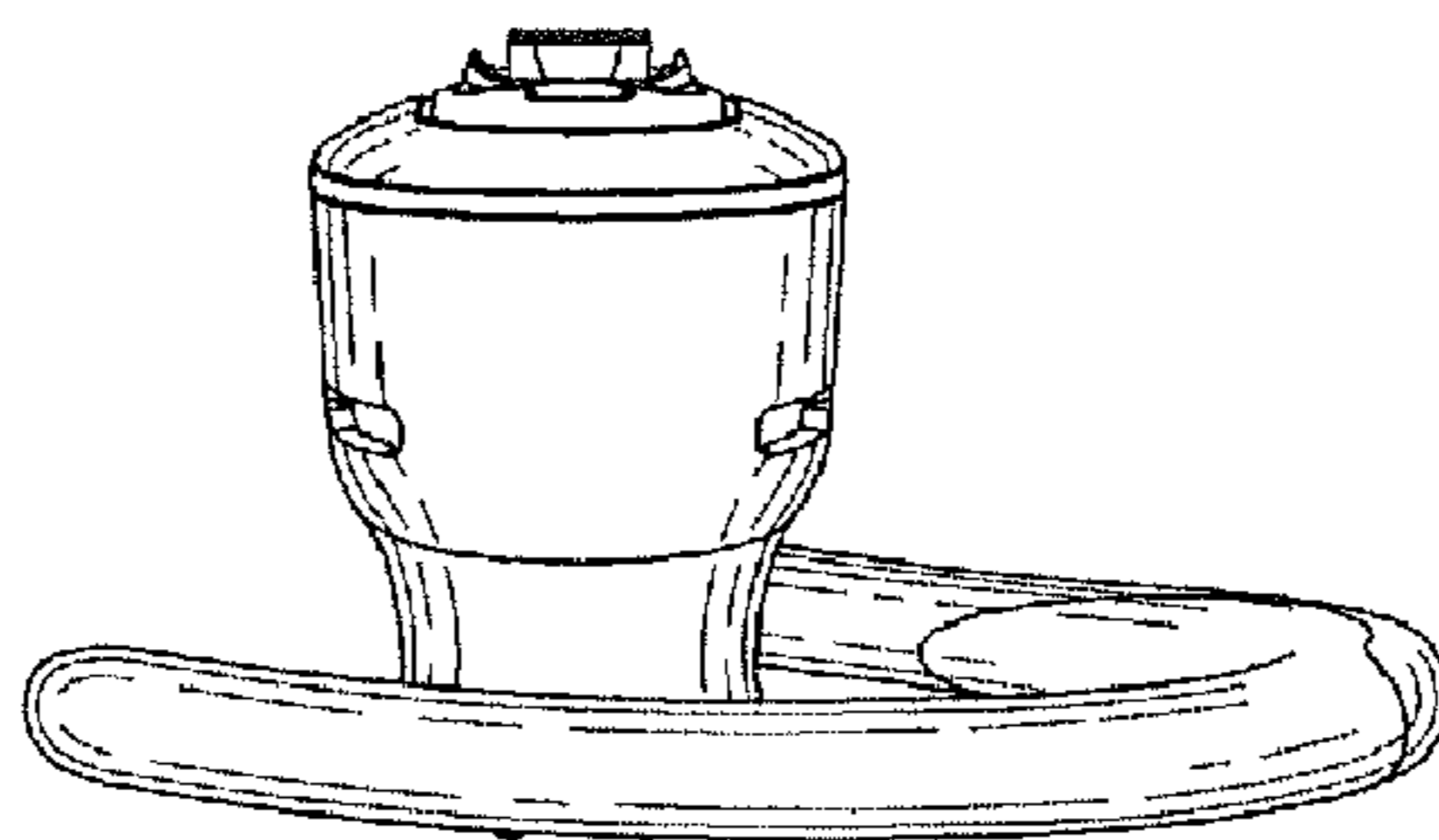


FIG. 2

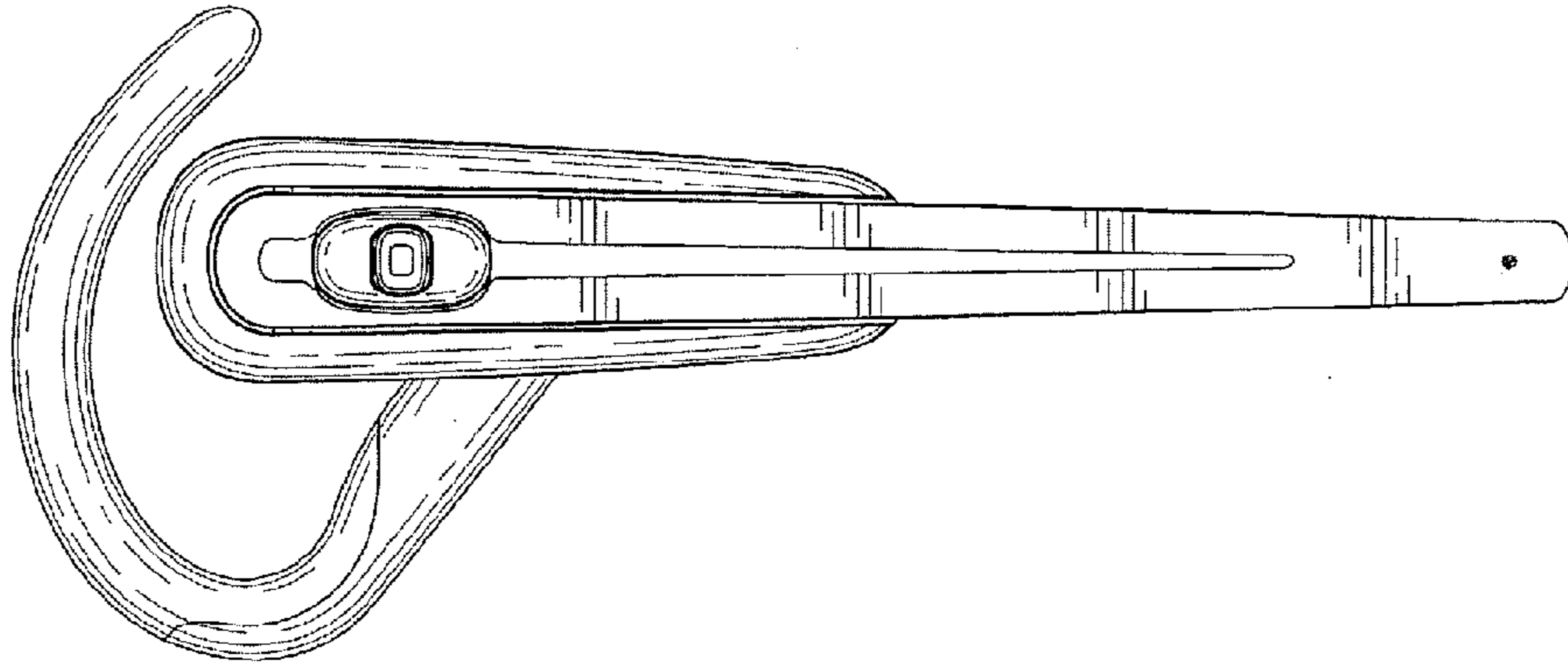


FIG. 3

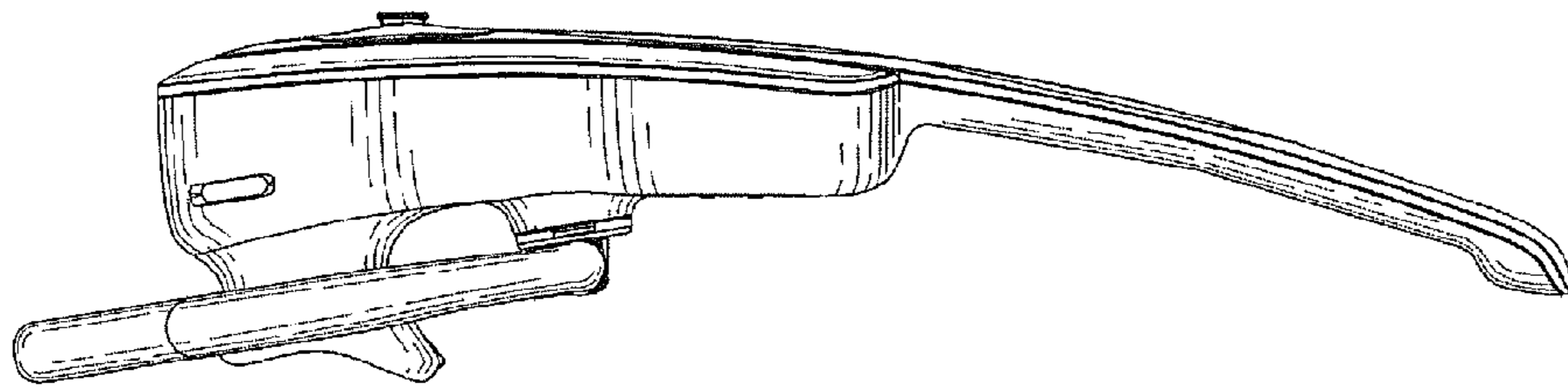


FIG. 4




FIG. 5

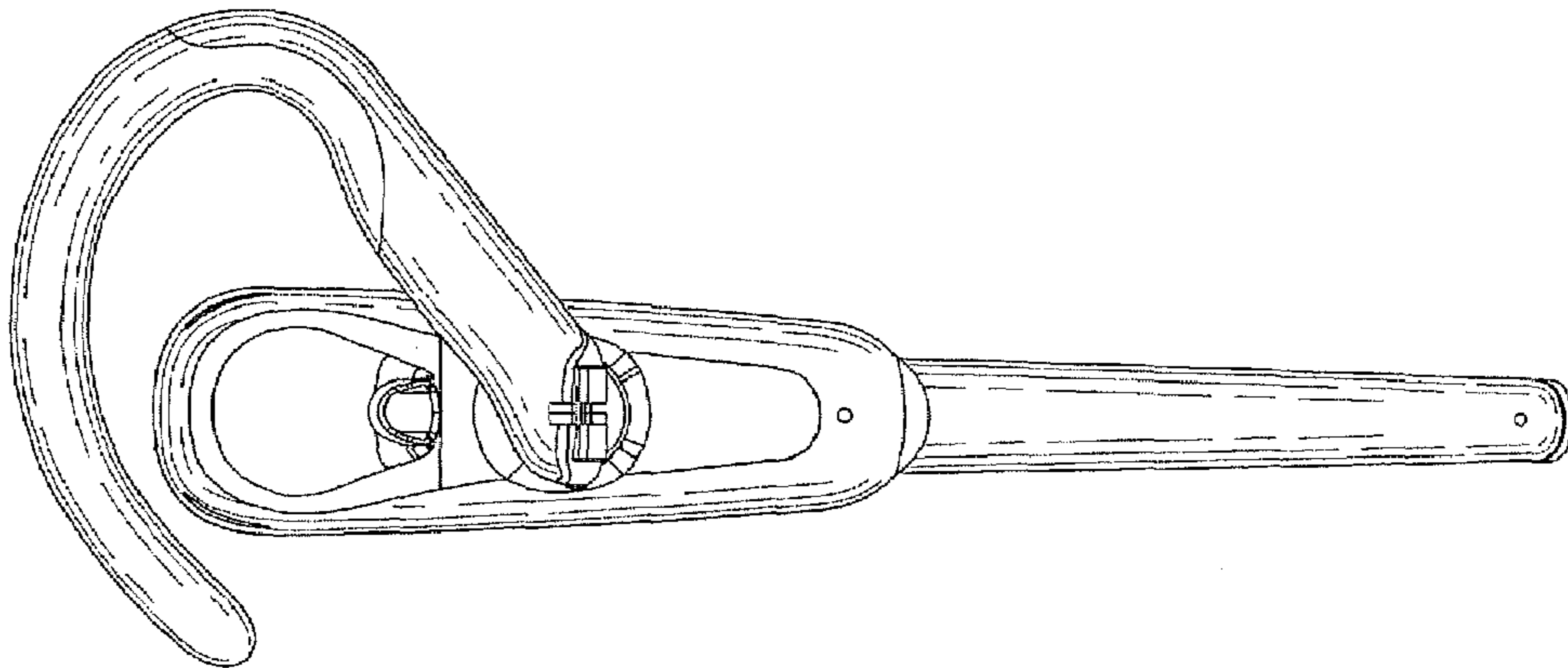


FIG. 6

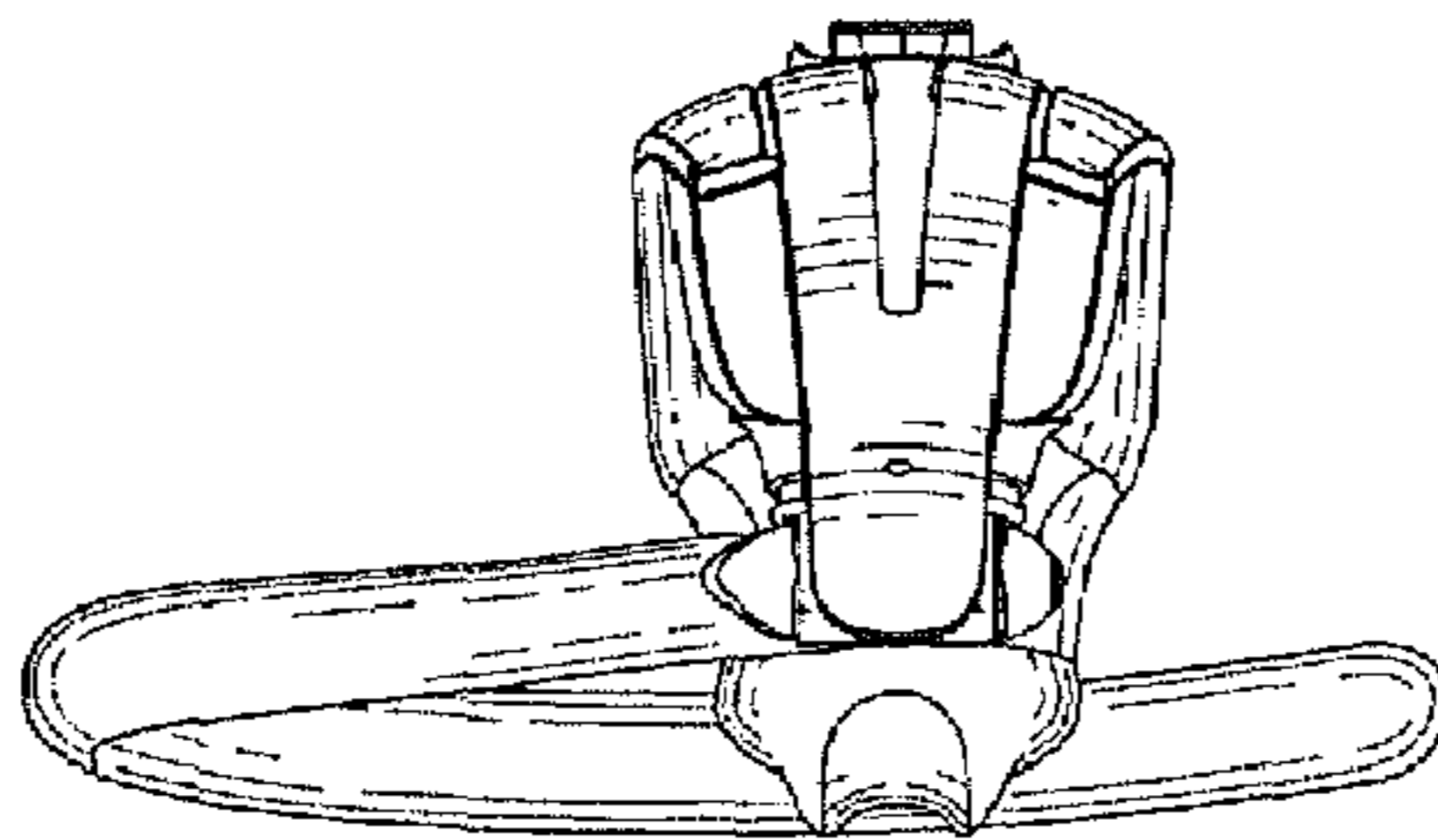


FIG. 7