



US00D598876S

(12) **United States Design Patent**  
**Leng et al.**

(10) **Patent No.:** **US D598,876 S**

(45) **Date of Patent:** **\*\* Aug. 25, 2009**

(54) **COMMUNICATION DEVICE**

(75) Inventors: **Wai Hoong Leng**, Cheras (MY);  
**Ganesh Balakrishnan**, Wilayah  
Persekutuan (MY); **Weng Kong Hor**,  
Butterworth (MY); **Shirish M. Kaner**,  
Nagpor (IN)

(73) Assignee: **Motorola, Inc.**, Schaumburg, IL (US)

(\*\*) Term: **14 Years**

(21) Appl. No.: **29/305,832**

(22) Filed: **Mar. 28, 2008**

(51) **LOC (9) Cl.** ..... **14-03**

(52) **U.S. Cl.** ..... **D14/137**

(58) **Field of Classification Search** ..... D14/137,  
D14/155, 160–171, 188, 191–198, 217, 138 R,  
D14/138 AA, 138 C, 138 AD, 138 G, 147,  
D14/218, 341–347; 361/814; 455/90.1–90.3  
See application file for complete search history.

(56) **References Cited**

**U.S. PATENT DOCUMENTS**

|               |         |                      |            |
|---------------|---------|----------------------|------------|
| D243,409 S *  | 2/1977  | Eckmann et al. ....  | D14/191    |
| D282,660 S *  | 2/1986  | Imazeki .....        | D14/194    |
| D282,661 S *  | 2/1986  | Imazeki .....        | D14/194    |
| D290,842 S *  | 7/1987  | Scheid et al. ....   | D14/137    |
| D292,211 S *  | 10/1987 | Imazeki .....        | D14/137    |
| D302,423 S *  | 7/1989  | Martensson et al. .. | D14/138 AA |
| D302,686 S *  | 8/1989  | Claxton et al. ....  | D14/137    |
| D302,687 S *  | 8/1989  | Claxton et al. ....  | D14/137    |
| 4,858,798 A * | 8/1989  | Siddoway et al. .... | 224/242    |
| D324,518 S *  | 3/1992  | Ichimura .....       | D14/137    |
| D339,338 S *  | 9/1993  | Tattari et al. ....  | D14/138 AA |
| 5,265,264 A * | 11/1993 | Dzung et al. ....    | 455/90.2   |
| D348,878 S *  | 7/1994  | Lindeman et al. .... | D14/137    |
| D351,383 S *  | 10/1994 | Richards et al. .... | D14/137    |
| D353,807 S *  | 12/1994 | White .....          | D14/138 AA |
| D356,561 S *  | 3/1995  | Berry .....          | D14/138 AA |
| D379,092 S *  | 5/1997  | Richards et al. .... | D14/137    |
| D380,749 S *  | 7/1997  | Richards et al. .... | D14/137    |

|                |         |                       |          |
|----------------|---------|-----------------------|----------|
| D383,457 S *   | 9/1997  | Yahaya .....          | D14/137  |
| D401,931 S *   | 12/1998 | Chan et al. ....      | D14/147  |
| D477,816 S *   | 7/2003  | Yahaya et al. ....    | D14/137  |
| D540,765 S *   | 4/2007  | Pritchard et al. .... | D14/137  |
| 7,218,897 B2 * | 5/2007  | Chen .....            | 455/90.2 |
| D576,126 S *   | 9/2008  | Nishida .....         | D14/137  |
| D576,981 S *   | 9/2008  | Akita .....           | D14/137  |
| D577,699 S *   | 9/2008  | Onoue .....           | D14/137  |

**OTHER PUBLICATIONS**

Icom F33-F43, [online], [retrieved on Mar. 20, 2009]. Retrieved from Internet ,<URL: <http://www.talktwoway.com>>.\*

Motorola HT1250 LS+, [online], [retrieved on Mar. 20, 2009]. Retrieved from Internet ,<URL: <http://www.talktwoway.com>>.\*

\* cited by examiner

*Primary Examiner*—Jeffrey D Asch

*Assistant Examiner*—Bridget L Eland

(74) *Attorney, Agent, or Firm*—Barbara R. Doutre

(57) **CLAIM**

The ornamental design for a communication device, as shown and described.

**DESCRIPTION**

FIG. 1 is a perspective view of an ornamental design for a communication device;

FIG. 2 is a front view thereof;

FIG. 3 is a rear view thereof;

FIG. 4 is a first side view thereof;

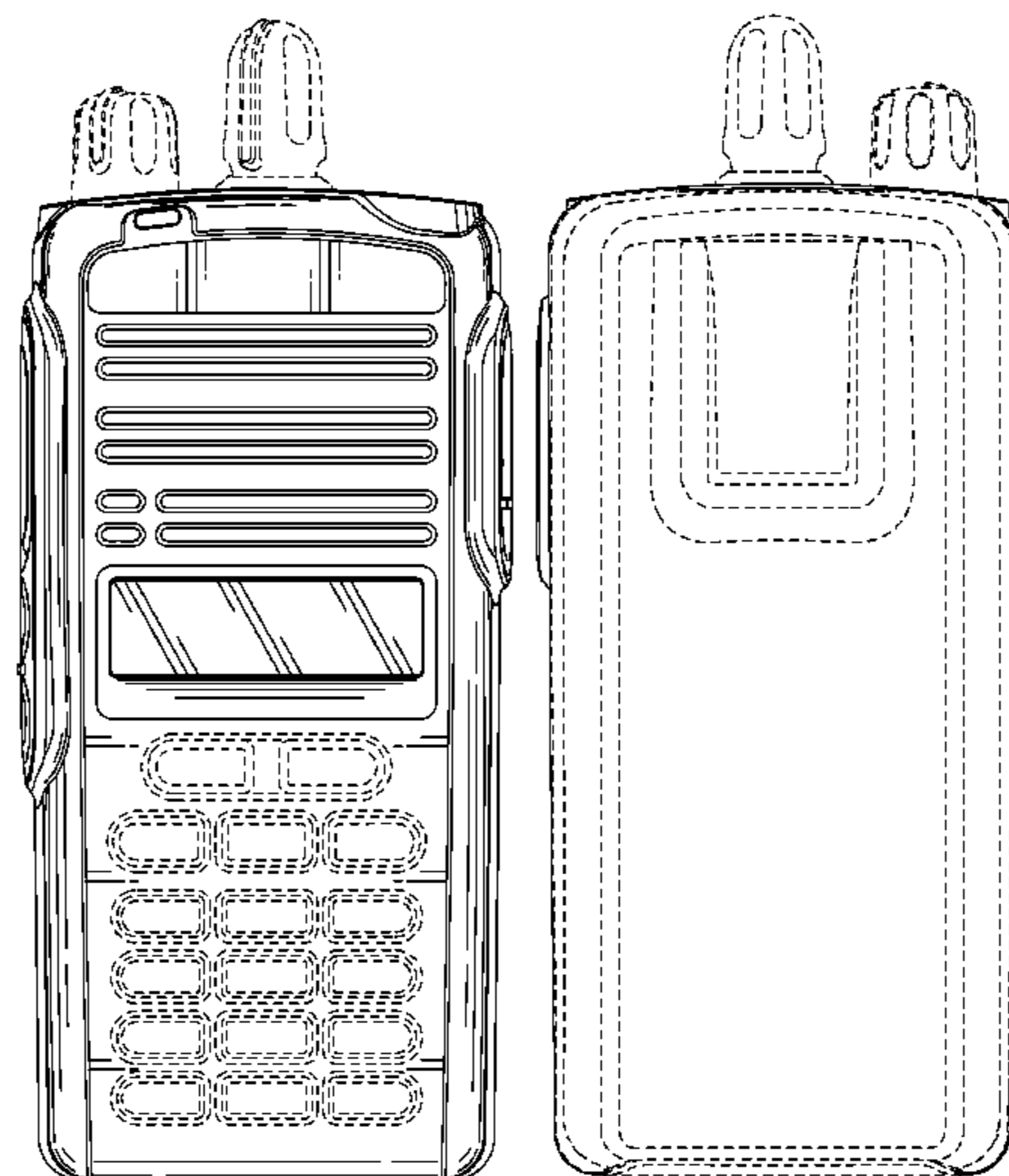
FIG. 5 is a second side view thereof;

FIG. 6 is a top view thereof; and,

FIG. 7 is a bottom view thereof.

The broken lines immediately adjacent the shaded areas represent the bounds of the claimed design while all other broken lines are directed to environment and are for illustrative purposes only; the broken lines form no part of the claimed design.

**1 Claim, 5 Drawing Sheets**



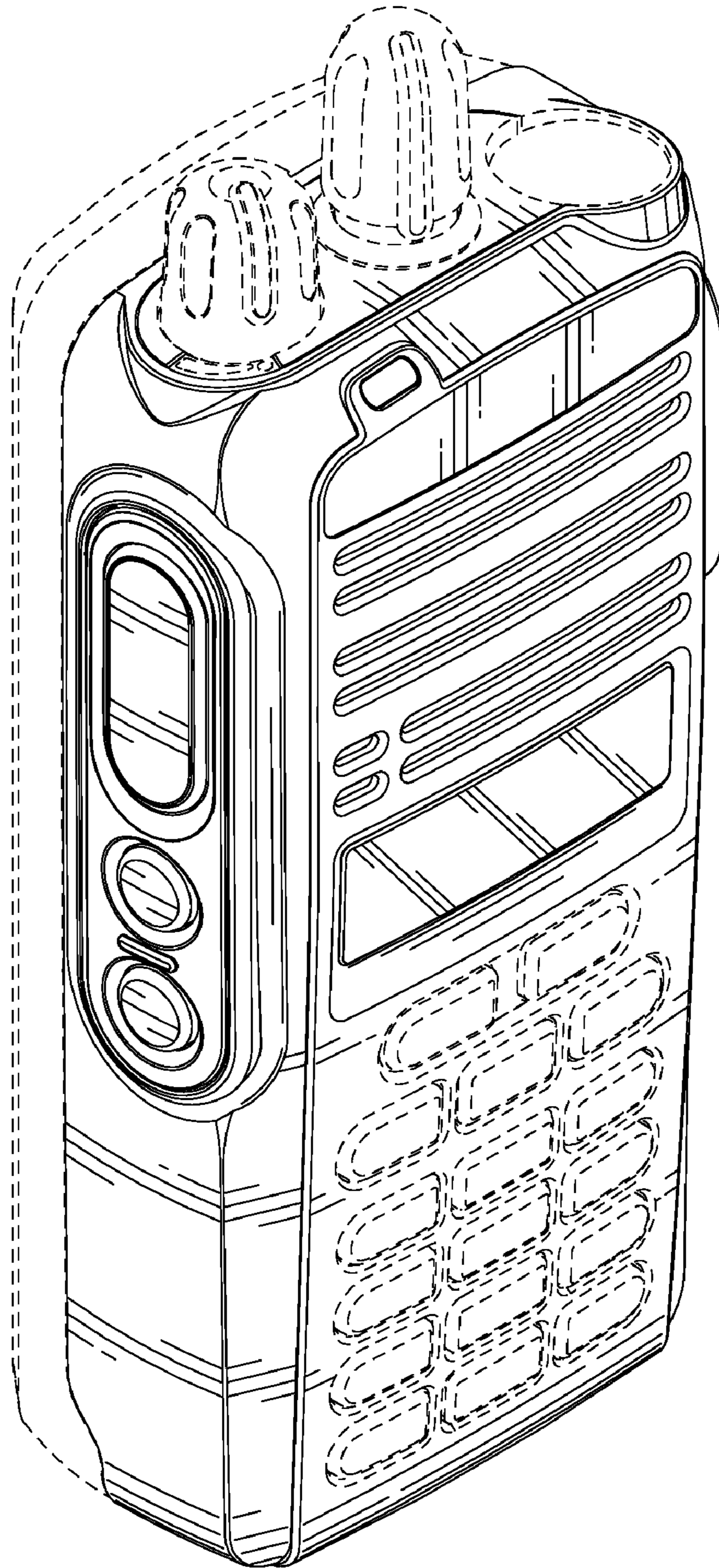


FIG. 1

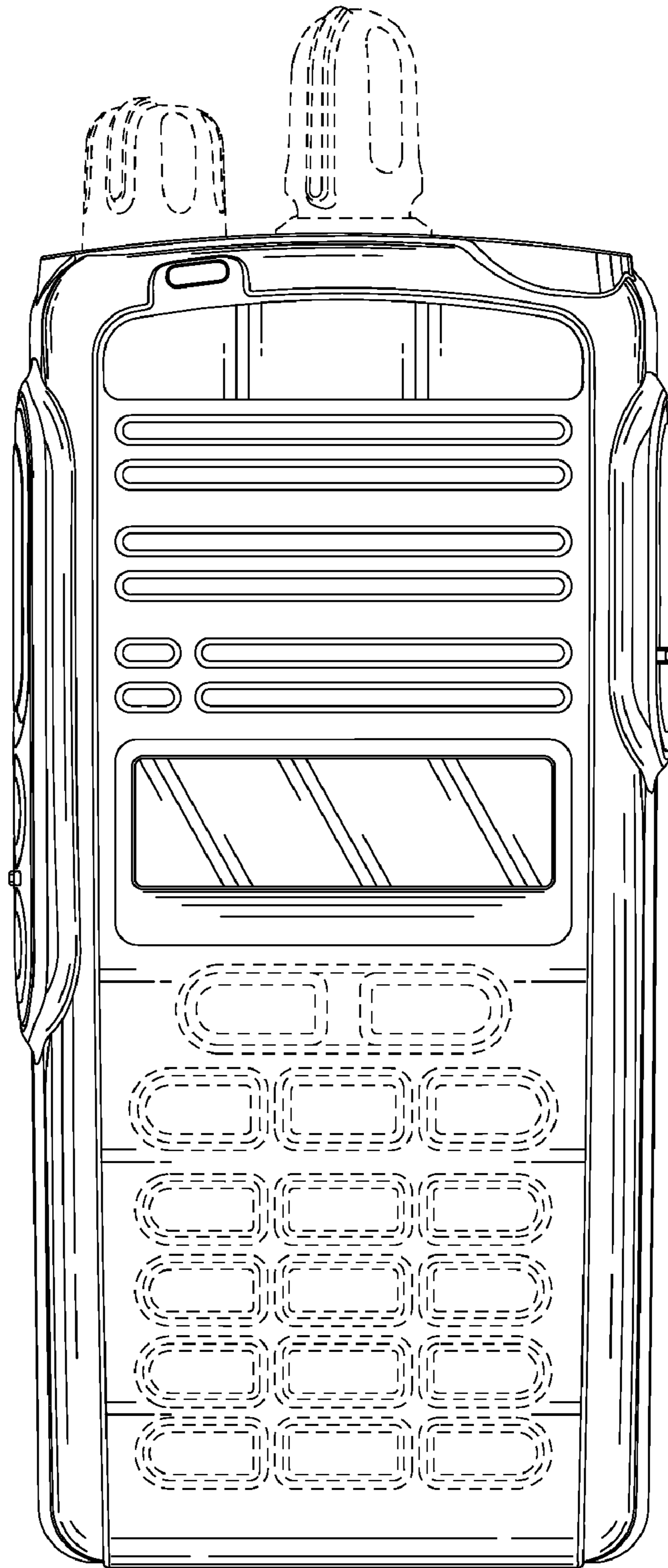


FIG. 2

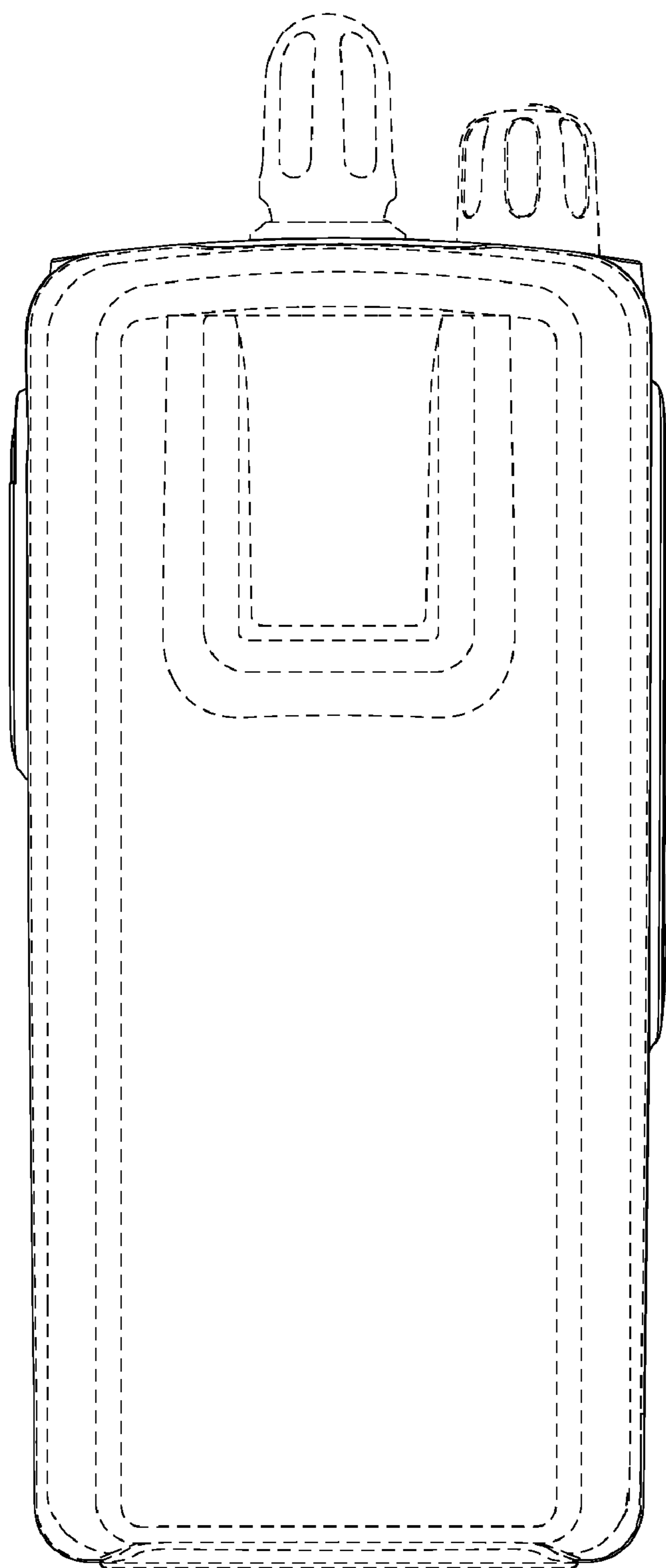


FIG. 3

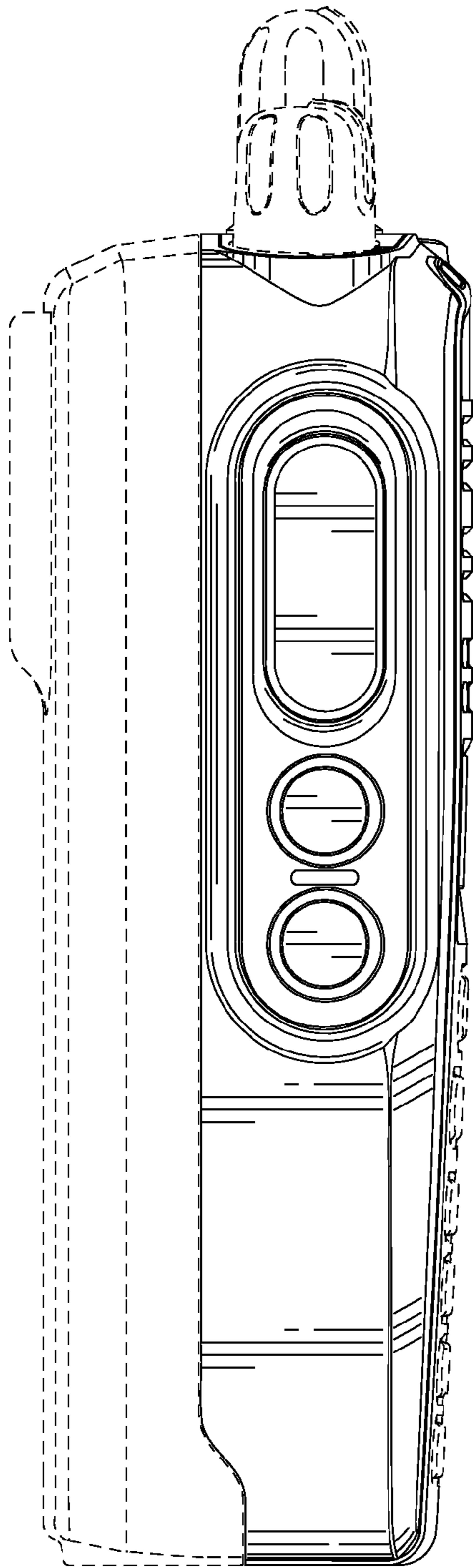


FIG. 4

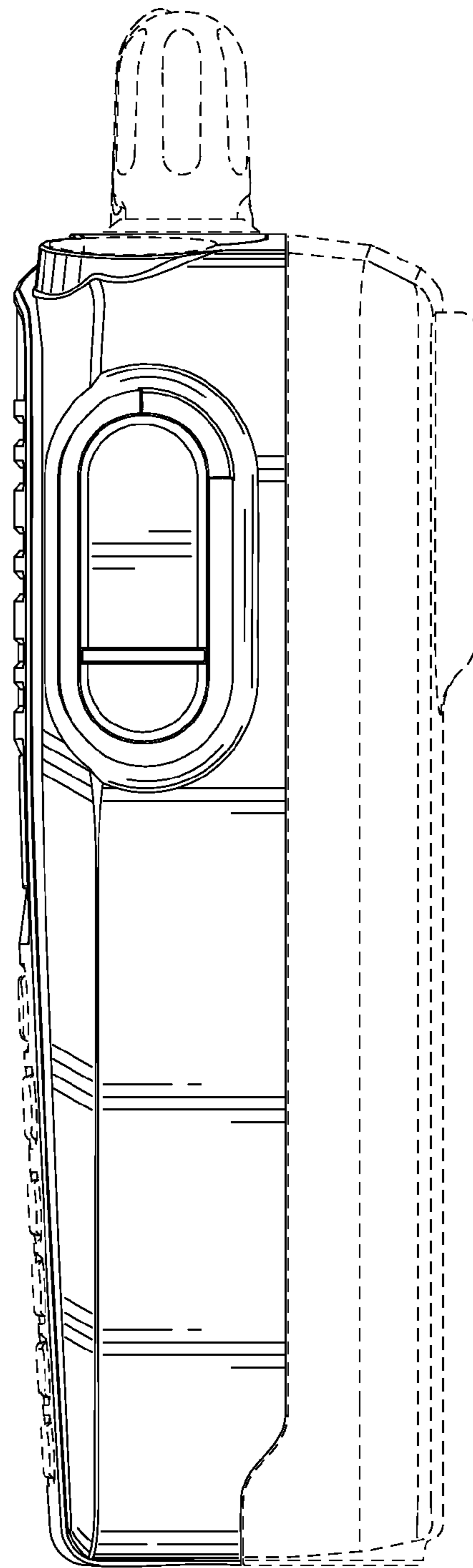


FIG. 5

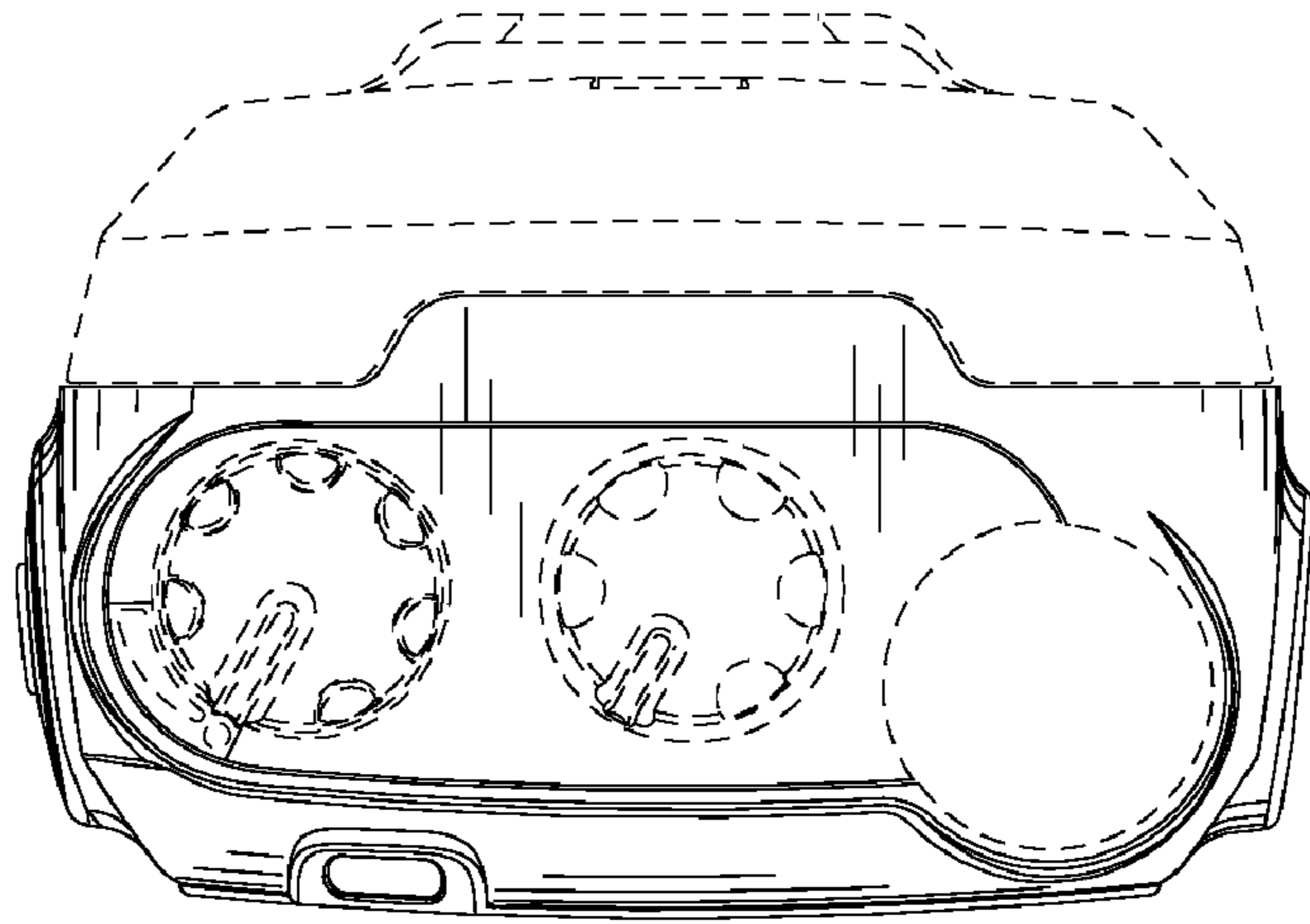


FIG. 6

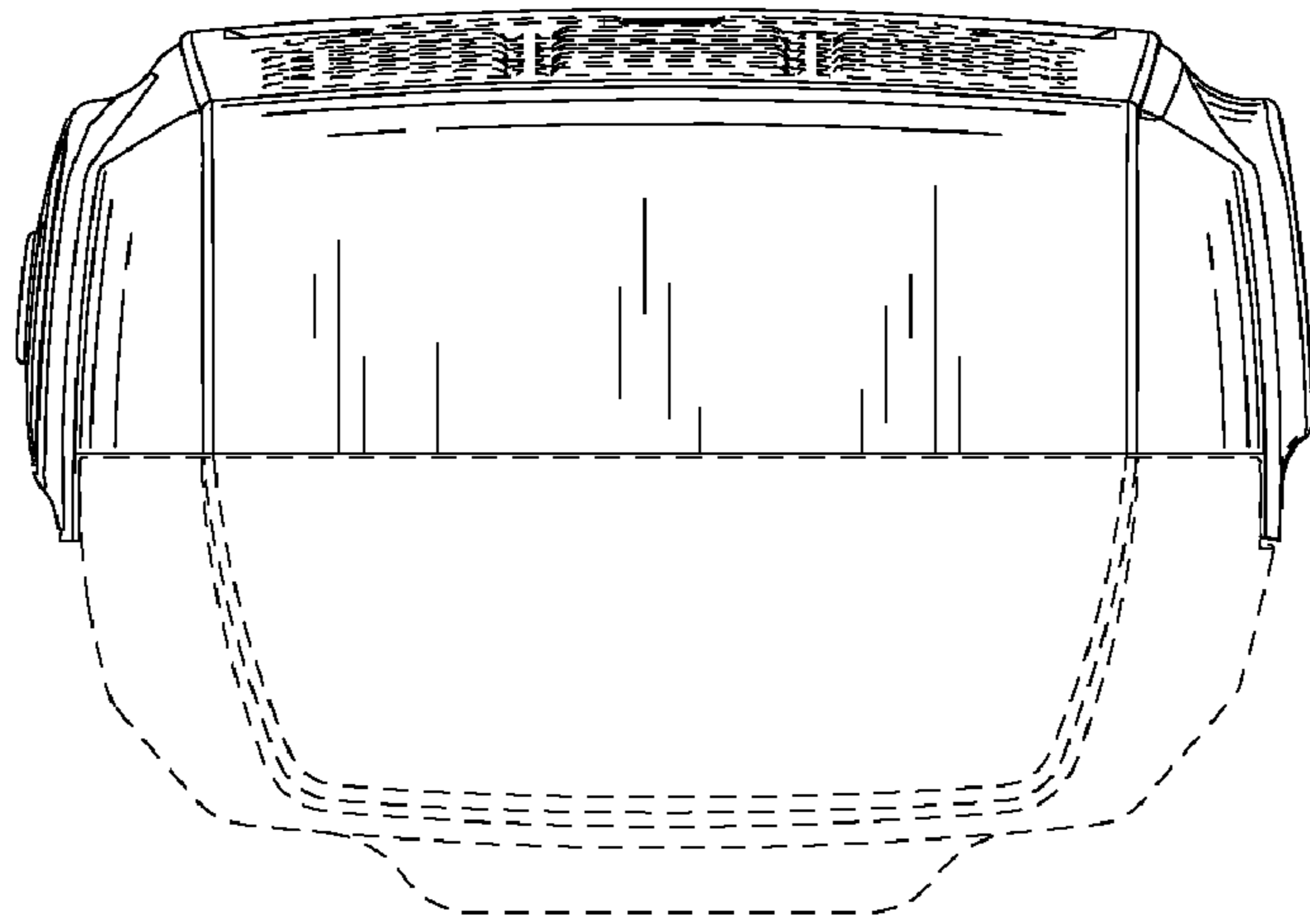


FIG. 7