

US00D598859S

(12) **United States Design Patent**
Vaccaro et al.

(10) **Patent No.:** **US D598,859 S**

(45) **Date of Patent:** **** Aug. 25, 2009**

(54) **GROUND FAULT CIRCUIT INTERRUPTER**

(75) Inventors: **James Vaccaro**, Peachtree City, GA
(US); **Erik Gouhl**, Fayetteville, GA (US)

(73) Assignee: **Cooper Technologies Company**,
Houston, TX (US)

(**) Term: **14 Years**

(21) Appl. No.: **29/280,549**

(22) Filed: **May 31, 2007**

(51) **LOC (9) Cl.** **13-03**

(52) **U.S. Cl.** **D13/139.3**

(58) **Field of Classification Search** D13/139.1,
D13/139.2, 139.3, 139.4, 139.5, 139.6, 139.7,
D13/139.8, 138.1, 138.2, 123, 133, 137.1,
D13/137.2, 184, 137.3, 137.4, 124, 160, 162,
D13/164, 178, 154, 156, 107, 110, 145, 177;
D14/433, 256; D8/350, 353; 174/53, 55,
174/56, 59, 66, 494, 153 G, 152 G, 154, 167,
174/168, 650, 656; 439/101, 105, 43, 53,
439/374, 894, 46, 55, 63, 92, 93, 95, 102,
439/106, 107, 108, 135, 149, 222, 266, 285,
439/291, 300, 344, 373, 535, 620.21, 638,
439/660, 907, 650, 651, 652, 653, 654; 361/42
See application file for complete search history.

(56) **References Cited**

U.S. PATENT DOCUMENTS

D150,529 S	8/1948	Adler
D230,274 S	2/1974	Pulos
D231,466 S	4/1974	Pulos
D269,341 S	6/1983	Doyle et al.
D269,430 S	6/1983	Doyle et al.
D269,510 S	6/1983	Doyle et al.
4,518,945 A	5/1985	Doyle et al.
4,595,894 A	6/1986	Doyle et al.
4,802,052 A	1/1989	Brant et al.

D318,848 S	8/1991	Scholl
5,320,542 A	6/1994	Cheng
5,594,398 A	1/1997	Marcou et al.
D401,555 S	11/1998	Tam
5,933,063 A	8/1999	Keung et al.
D413,862 S	9/1999	Huang et al.
D419,531 S	1/2000	Keung et al.
6,040,967 A	3/2000	DiSalvo
D427,887 S *	7/2000	Leopold et al. D8/353
D430,539 S	9/2000	Leopold et al.
D432,990 S	10/2000	Stekelenburg
6,129,578 A	10/2000	McCarrick et al.

(Continued)

OTHER PUBLICATIONS

Installation and Operating Instructions for Impressions 3-Key Incandescent Touch Dimmers, Press & Seymour, May 1992.

(Continued)

Primary Examiner—Jennifer Rivard
Assistant Examiner—Angela J Lee
(74) *Attorney, Agent, or Firm*—SAIDMAN DesignLaw Group

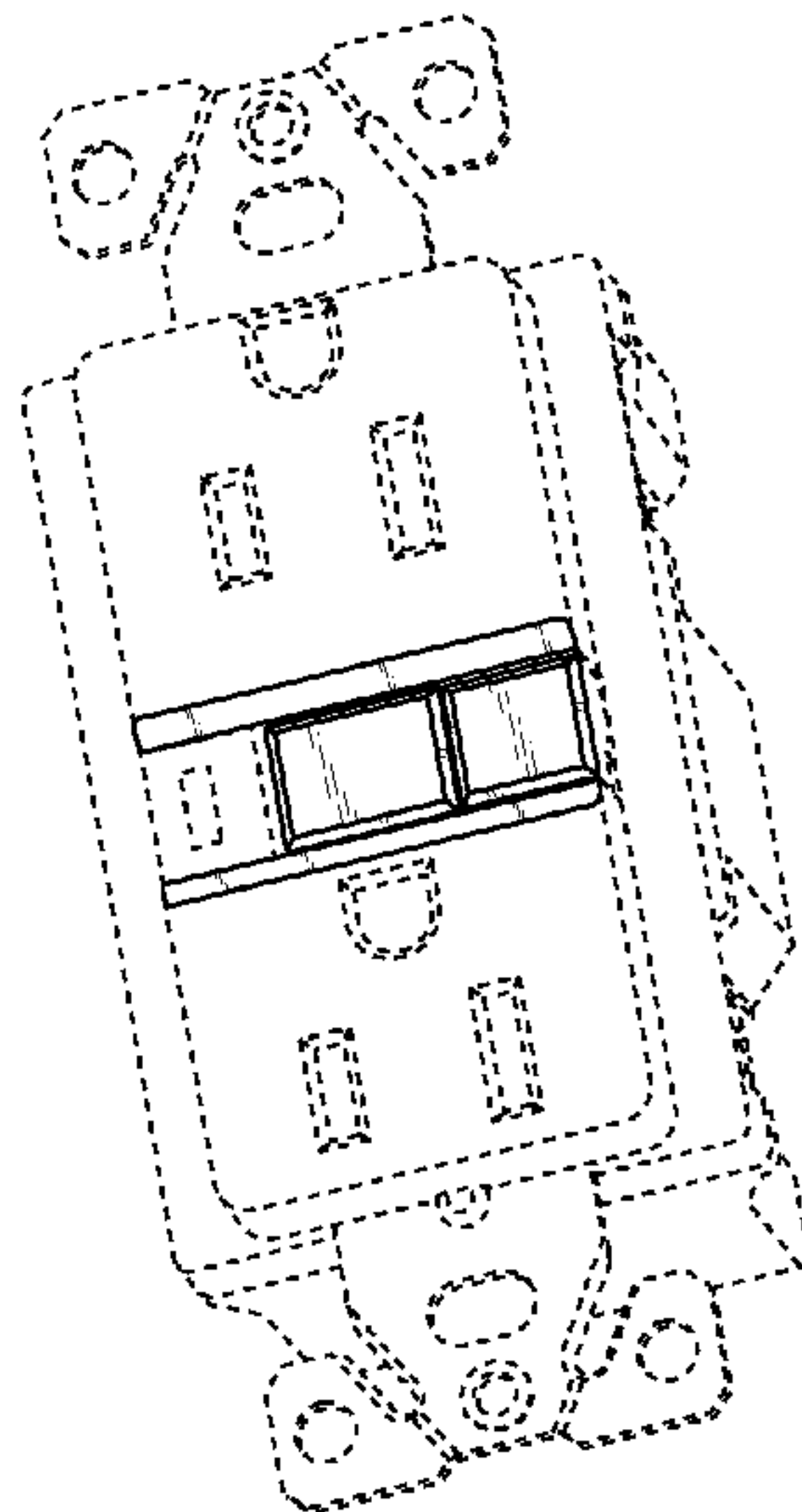
(57) **CLAIM**

The ornamental design for a ground fault circuit interrupter, as shown and described.

DESCRIPTION

FIG. 1 is a perspective view of a ground fault circuit interrupter showing our new design;
FIG. 2 is a front view thereof;
FIG. 3 is a right side view thereof; and,
FIG. 4 is a left side view thereof.
The broken lines are environmental and form no part of the claimed design.

1 Claim, 2 Drawing Sheets



US D598,859 S

Page 2

U.S. PATENT DOCUMENTS

6,184,466 B1 2/2001 Eder et al.
6,433,555 B1* 8/2002 Leopold et al. 324/509
D462,660 S 9/2002 Huang et al.
D462,661 S 9/2002 Owens
D470,108 S 2/2003 Daoxian et al.
6,515,564 B2 2/2003 Leopold et al.
D486,792 S 2/2004 Stoughton
D494,139 S 8/2004 Allen, Jr.
D512,021 S * 11/2005 Fort et al. D13/139.6
D512,377 S * 12/2005 Fort et al. D13/139.3
D515,505 S 2/2006 Lin
7,034,224 B2 4/2006 Kim et al.
D521,932 S 5/2006 Fort et al.
D531,121 S * 10/2006 Fort et al. D13/139.3
D535,256 S * 1/2007 Fort et al. D13/139.3

D536,305 S * 2/2007 Fort et al. D13/139.6
D537,413 S * 2/2007 Fort et al. D13/139.6
2008/0024252 A1* 1/2008 Gallas et al. 335/18
2008/0024942 A1* 1/2008 Gallas et al. 361/42
2008/0024943 A1* 1/2008 Leopold 361/42
2008/0024944 A1* 1/2008 Gouhl et al. 361/42
2008/0112099 A1* 5/2008 Li et al. 361/42

OTHER PUBLICATIONS

Impressions Electrical Wiring Devices and Accessories, Pass & Seymour, Apr. 1991.
Catalog for Leviton Wiring Devices for Construction and Maintenance, Leviton Manufacturing Co., Inc. (2000).
Lutron Residential Lighting Controls Catalog. pp. 70-73, Lutron Electronics Co., Inc. (2001).

* cited by examiner

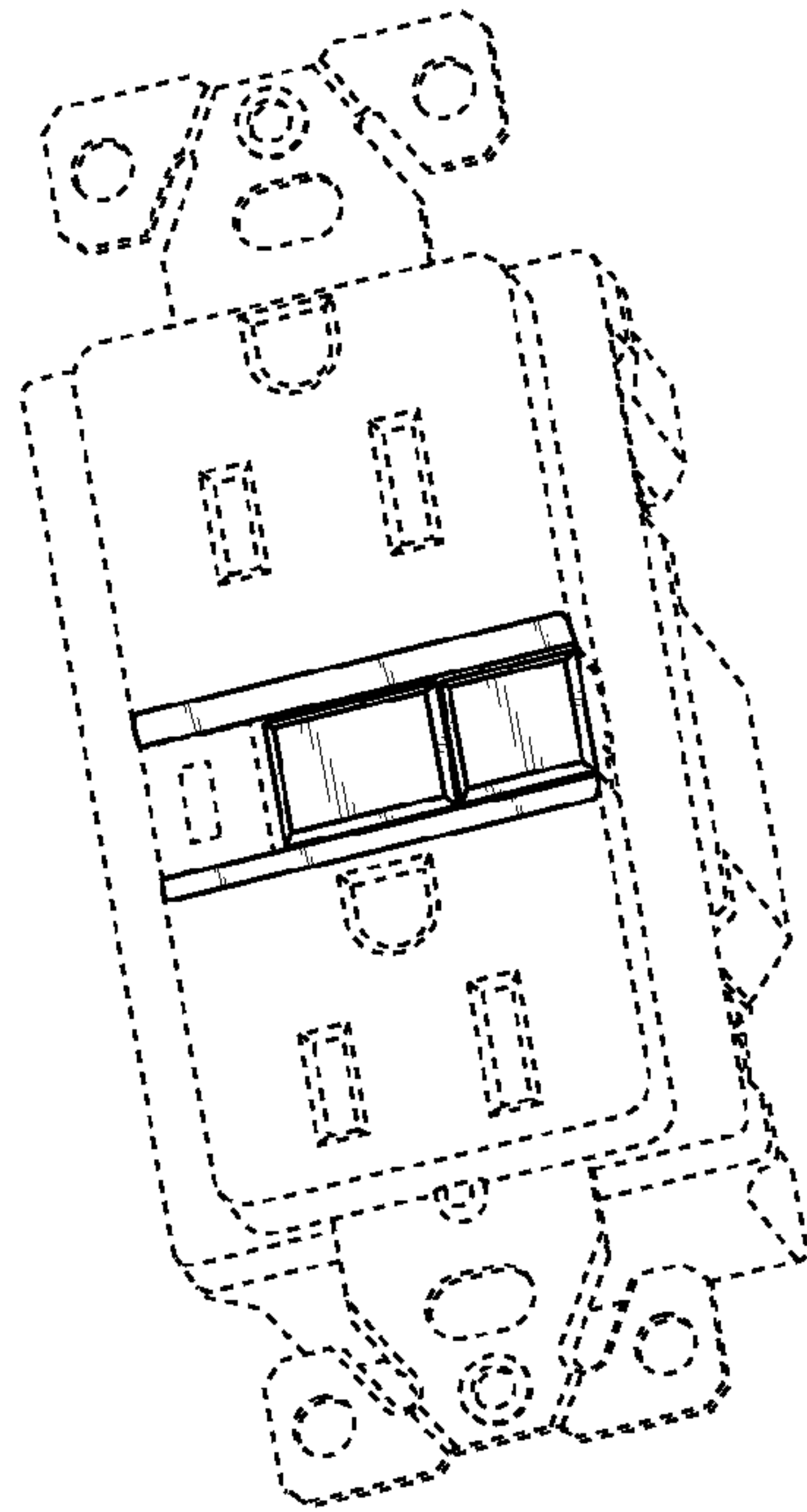


Fig. 1

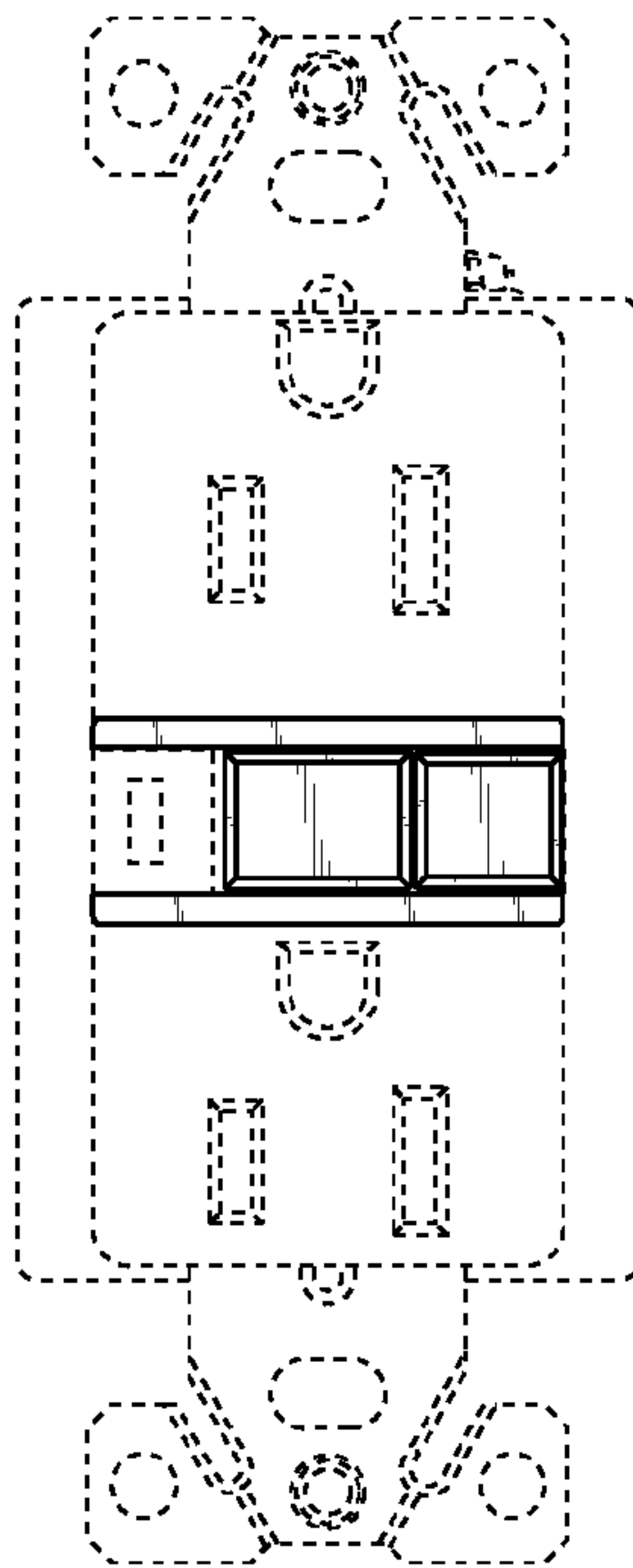


Fig. 2

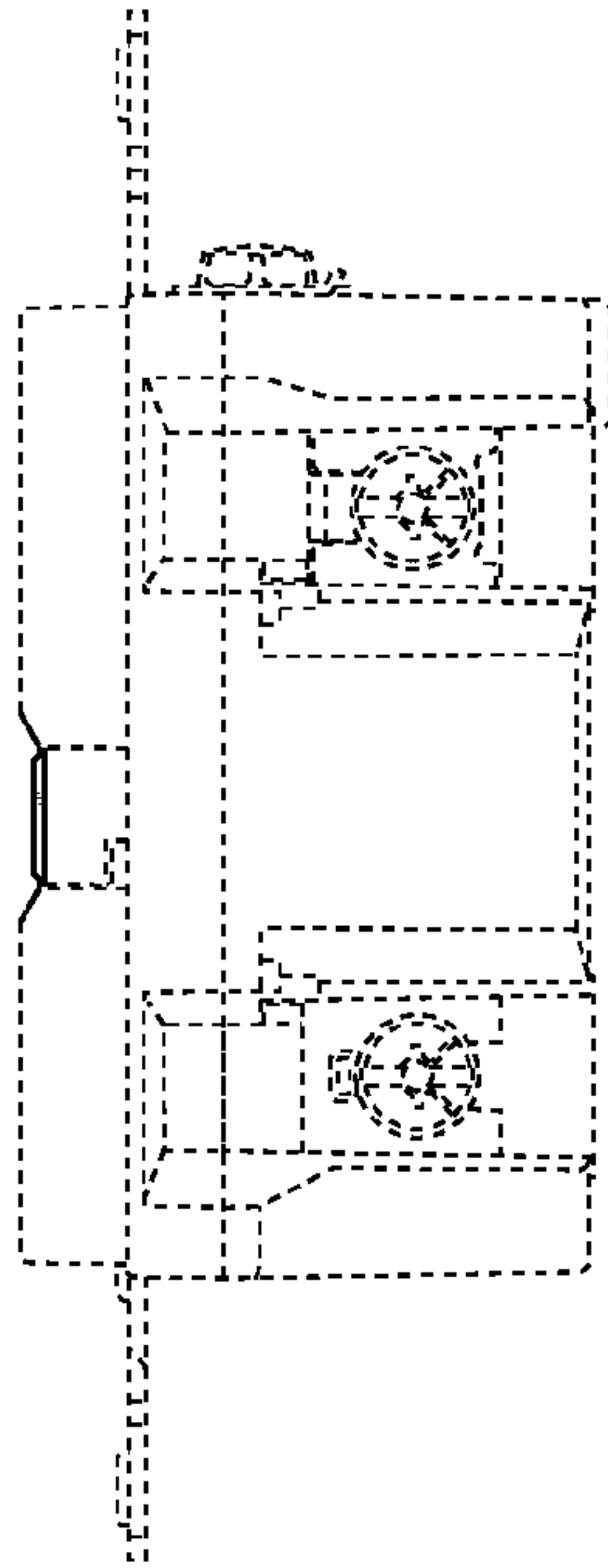


Fig. 3

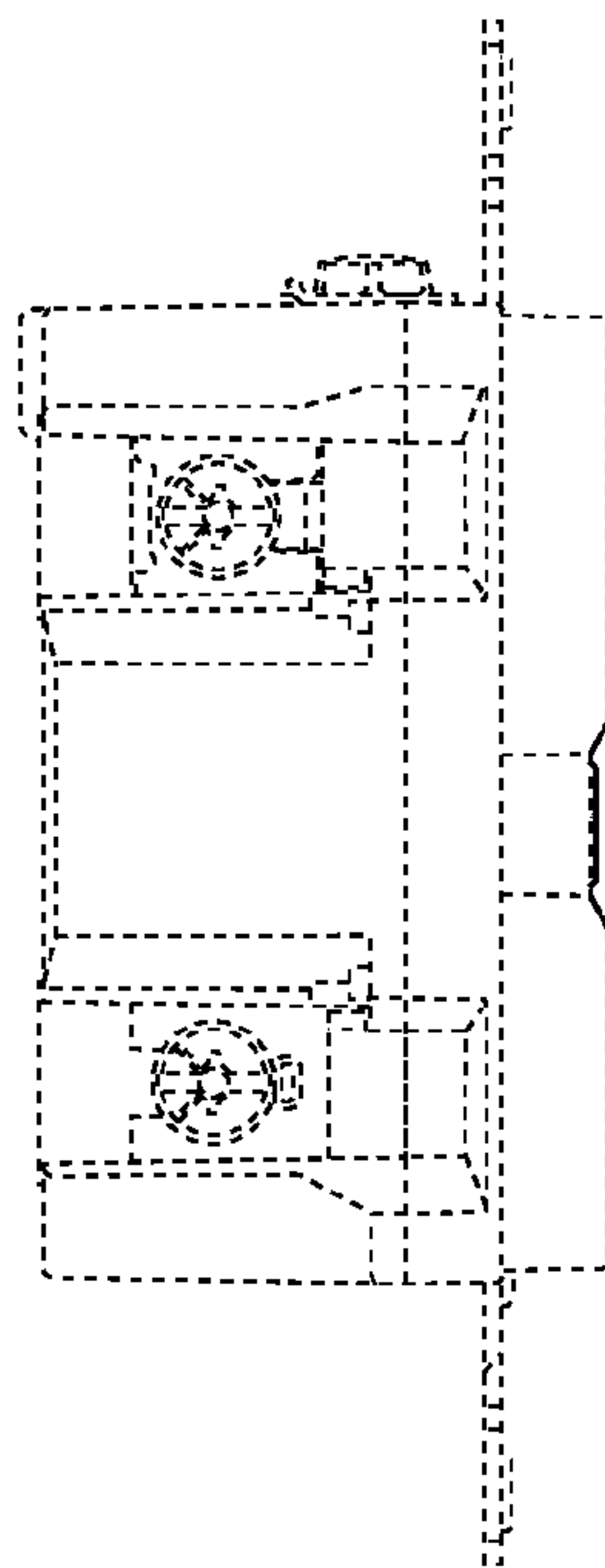


Fig. 4