

US00D598854S

(12) **United States Design Patent**
Jun

(10) **Patent No.:** **US D598,854 S**

(45) **Date of Patent:** **** Aug. 25, 2009**

(54) **IGNITION PLUG FOR INTERNAL COMBUSTION ENGINE**

7,040,280 B1 * 5/2006 Drake 123/298
7,309,951 B2 * 12/2007 Cleeves 313/140
D571,726 S * 6/2008 Garrett D13/127

(76) Inventor: **Byoung Pyo Jun**, LG 1-Apartment
104-202, Sungbok-dong, Gyeonggi-Do,
Sugi-Gu (KR)

* cited by examiner

Primary Examiner—Daniel D Bui
Assistant Examiner—Thomas J Johannes
(74) *Attorney, Agent, or Firm*—Cantor Colburn LLP

(**) Term: **14 Years**

(21) Appl. No.: **29/329,279**

(22) Filed: **Dec. 11, 2008**

(30) **Foreign Application Priority Data**

Jun. 11, 2008 (KR) 30-2008-24896

(51) **LOC (9) Cl.** **13-03**

(52) **U.S. Cl.** **D13/127**

(58) **Field of Classification Search** D13/123,
D13/126, 127, 154; 313/118, 141, 142, 143,
313/144, 122, 123, 128

See application file for complete search history.

(56) **References Cited**

U.S. PATENT DOCUMENTS

4,206,381 A * 6/1980 Wax 313/139
4,484,101 A * 11/1984 Ibbott 313/142
5,408,961 A * 4/1995 Smith 123/169 R
5,497,045 A * 3/1996 Matsutani et al. 313/141
D407,067 S * 3/1999 Ekerson D13/127
5,969,466 A * 10/1999 Dibianca 313/139
6,080,029 A * 6/2000 Johnson et al. 445/7
D494,136 S * 8/2004 Vesecky D13/127

(57) **CLAIM**

I claim, the ornamental design for ignition plug for internal combustion engine, as shown and described.

DESCRIPTION

FIG. 1 is a perspective view of ignition plug for internal combustion engine, showing my new design;

FIG. 2 is a front elevational view thereof;

FIG. 3 is a rear elevational view thereof;

FIG. 4 is a left side elevational view thereof;

FIG. 5 is a right side elevational view thereof;

FIG. 6 is a top plan view thereof;

FIG. 7 is a bottom plan view thereof; and,

FIG. 8 is a front elevation view thereof in a typical usage environment.

The broken line portion of FIG. 8 is included to show an unclaimed internal combustion engine usage environment and forms no part of the claimed design.

1 Claim, 5 Drawing Sheets

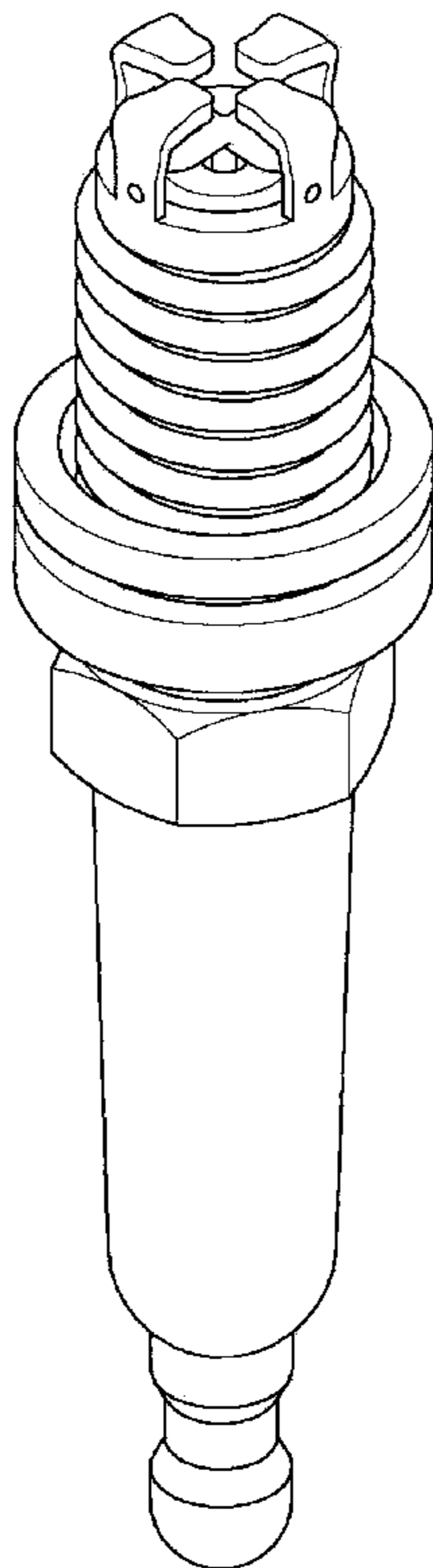


FIG. 1

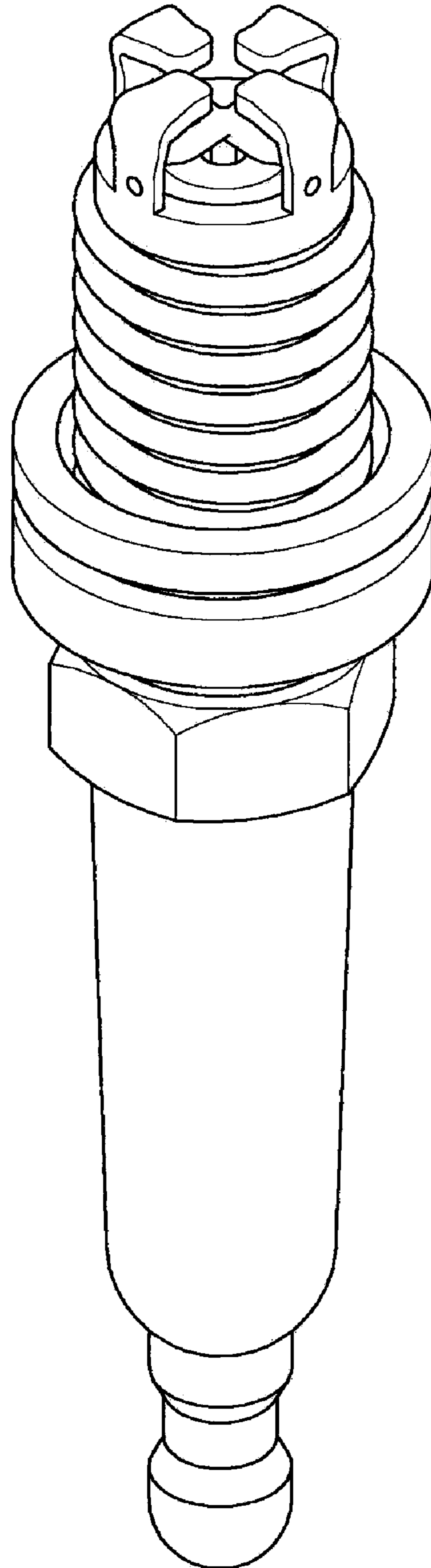


FIG.2

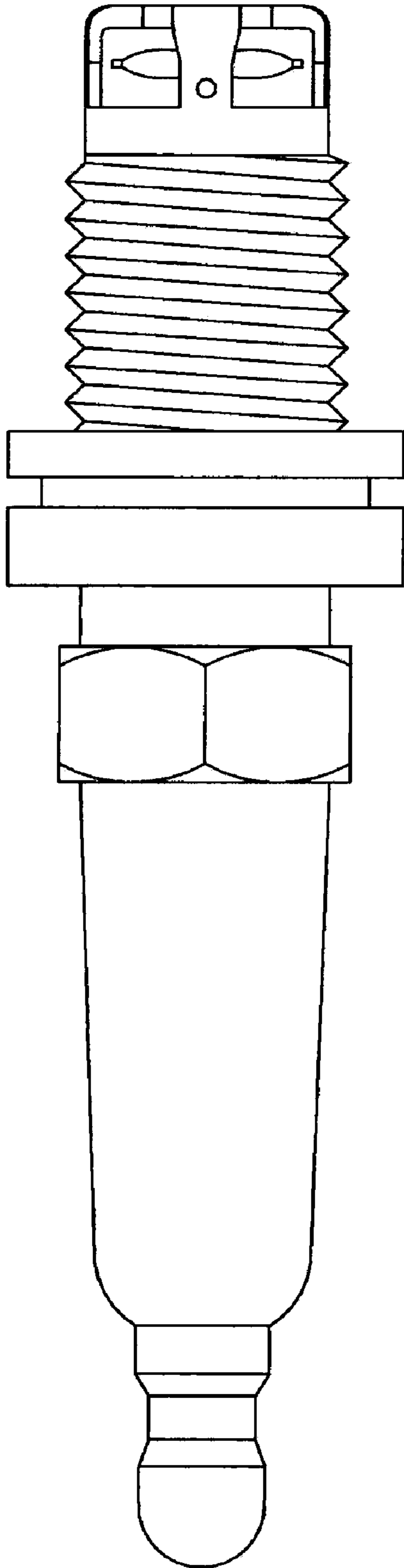


FIG.3

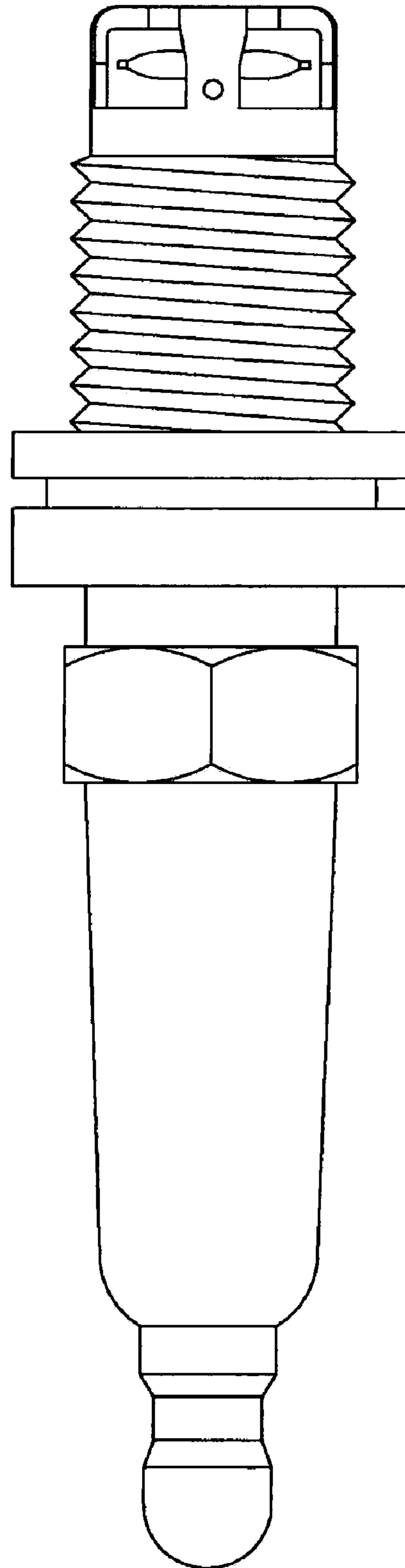


FIG.4

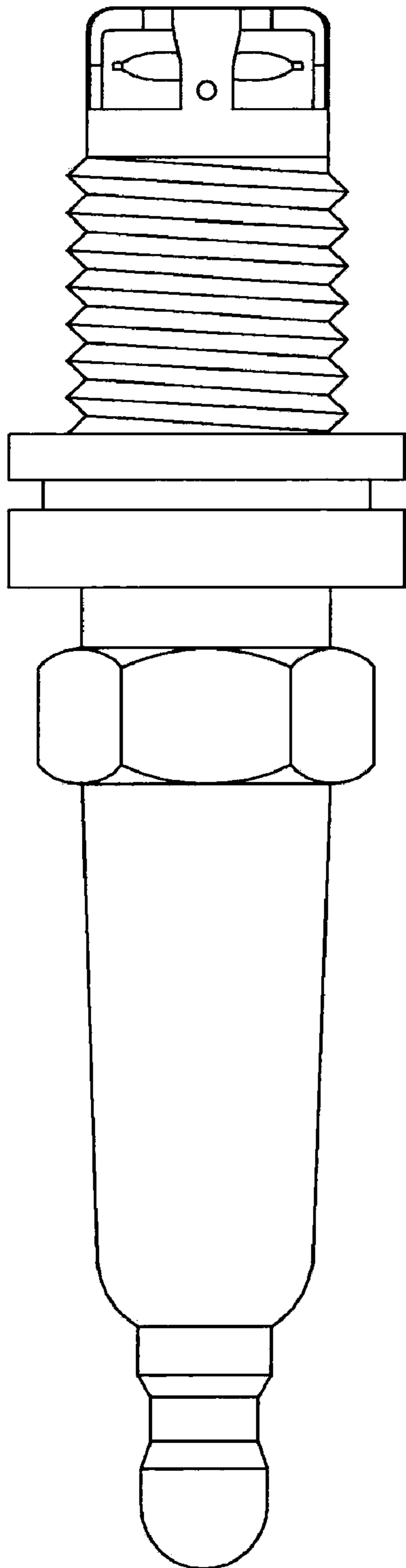


FIG.5

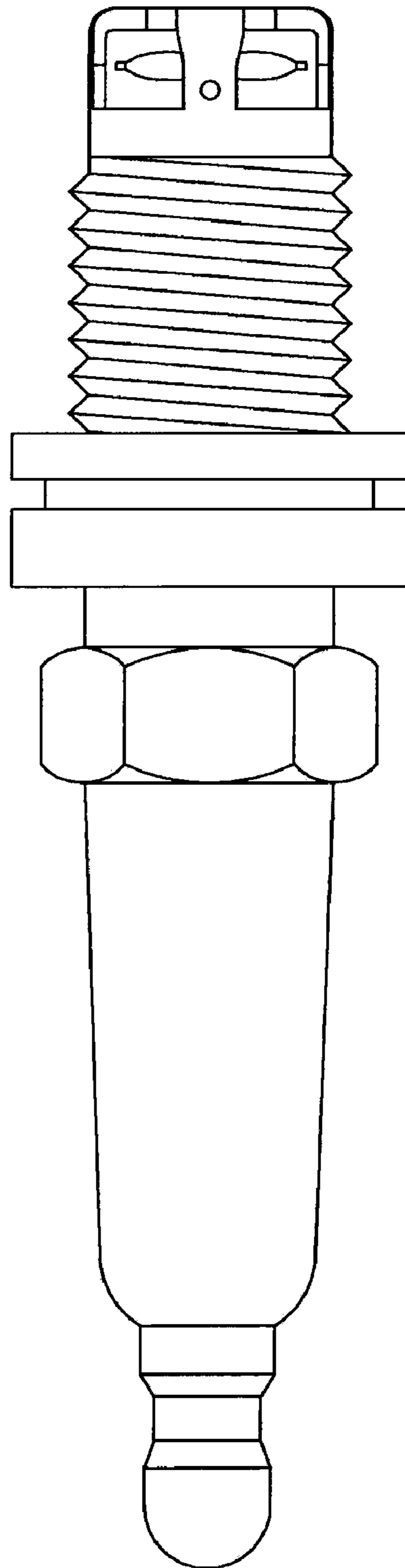


FIG.6




FIG.7

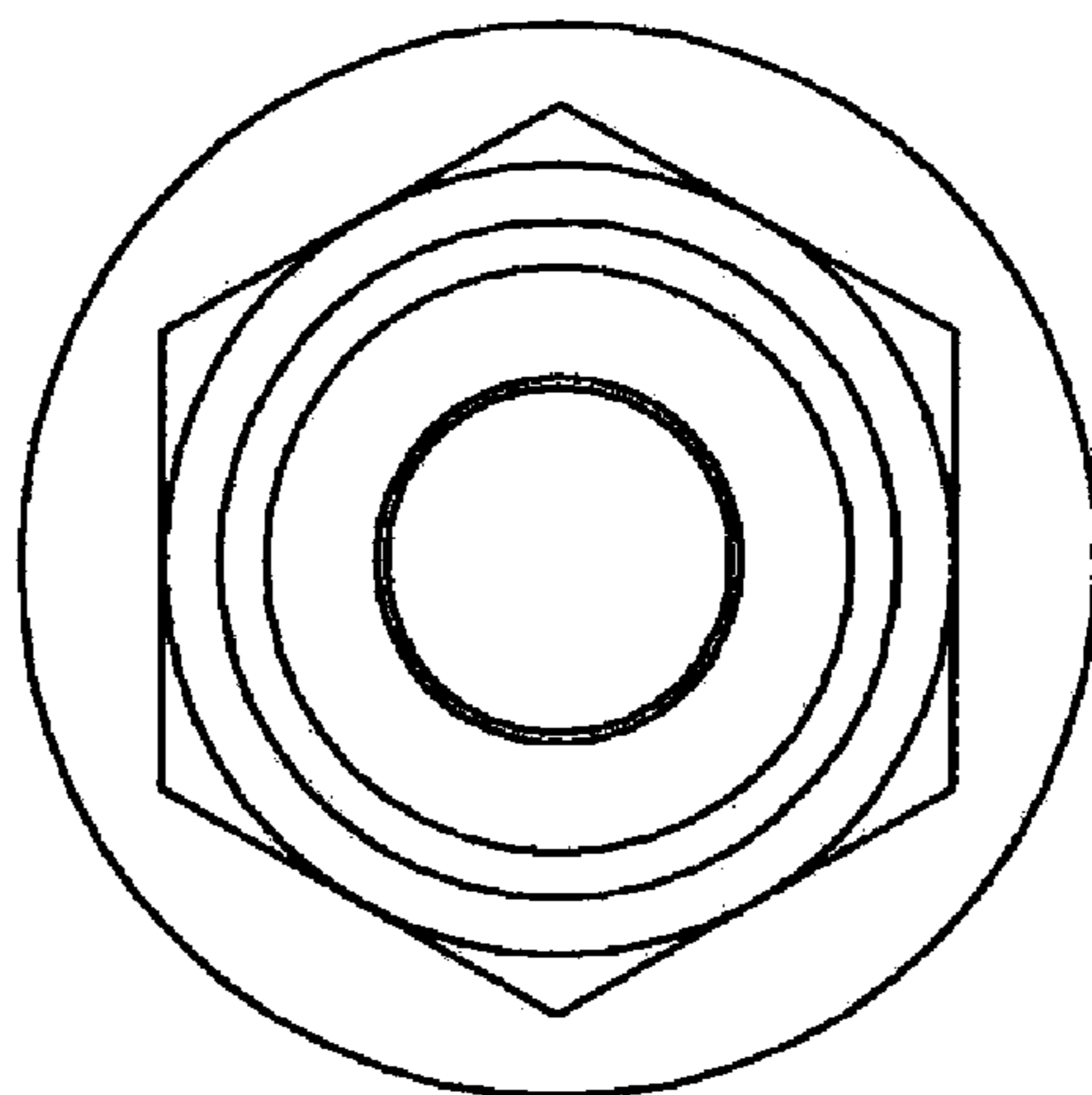


FIG. 8

