



US00D598843S

(12) **United States Design Patent**
Maxwell

(10) **Patent No.:** **US D598,843 S**

(45) **Date of Patent:** **** Aug. 25, 2009**

(54) **TIRE SIDEWALL**

(75) Inventor: **Paul Bryan Maxwell**, Kent, OH (US)

(73) Assignee: **The Goodyear Tire & Rubber Company**, Akron, OH (US)

(**) Term: **14 Years**

(21) Appl. No.: **29/326,631**

(22) Filed: **Oct. 22, 2008**

(51) **LOC (9) Cl.** **12-15**

(52) **U.S. Cl.** **D12/605**

(58) **Field of Classification Search** D12/500–501,
D12/544, 579, 600, 601, 605; 152/523–524,
152/DIG. 12, 555; D7/588, 396.4–396.5;
40/587, 596

See application file for complete search history.

(56) **References Cited**

U.S. PATENT DOCUMENTS

D492,648 S	7/2004	Maxwell et al.	D12/605
D500,013 S	12/2004	Maxwell et al.	D12/605
D500,474 S *	1/2005	Maxwell et al.	D12/605
D503,146 S	3/2005	Maxwell et al.	D12/605
D506,435 S	6/2005	Maxwell et al.	D12/605
D516,016 S *	2/2006	Miyazaki et al.	D12/605
D517,003 S	3/2006	Shondel	D12/605
D517,004 S *	3/2006	Miyazaki et al.	D12/605
D536,664 S *	2/2007	Miyazaki et al.	D12/605
D539,214 S *	3/2007	Miyazaki	D12/605
D539,729 S	4/2007	Maxwell	D12/605
D540,740 S	4/2007	Maxwell et al.	D12/605

D541,211 S	4/2007	Shondel et al.	D12/605
D541,212 S *	4/2007	Smith et al.	D12/605
D543,497 S *	5/2007	Maxwell et al.	D12/605
D543,933 S	6/2007	Shondel	D12/605
D550,149 S	9/2007	Shondel	D12/605
D550,150 S	9/2007	Shondel	D12/605
D552,537 S	10/2007	Franks et al.	D12/605
D569,792 S *	5/2008	Holden et al.	D12/605
D575,222 S *	8/2008	Fujita	D12/605
D585,016 S *	1/2009	Weimer et al.	D12/605
D585,821 S *	2/2009	Campana	D12/605
D588,531 S *	3/2009	Maxwell	D12/605

* cited by examiner

Primary Examiner—Stacia Cadmus

(74) *Attorney, Agent, or Firm*—Richard B. O’Planick

(57) **CLAIM**

The ornamental design for a tire sidewall, as shown and described.

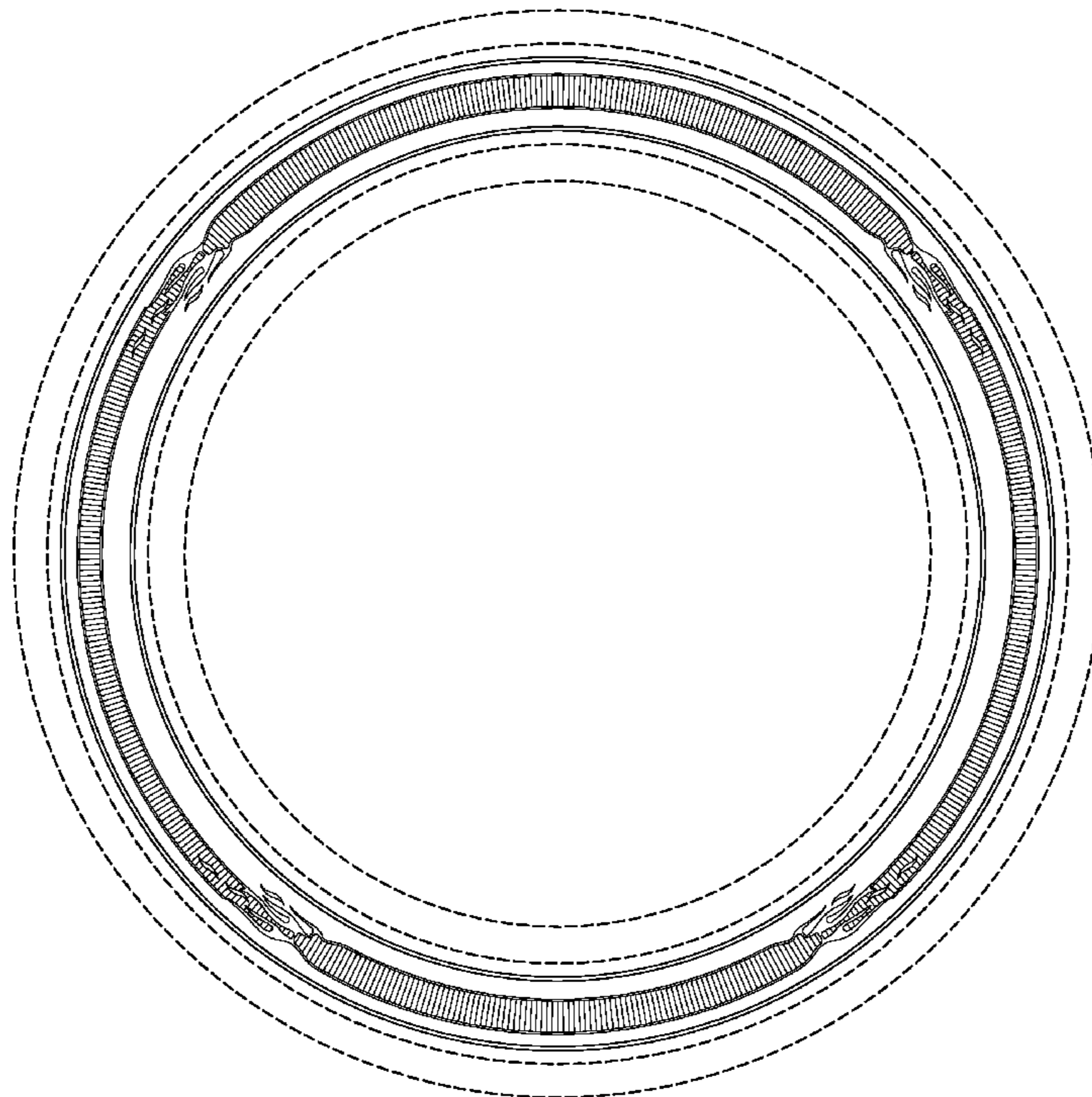
DESCRIPTION

FIG. 1 is a front elevational view of a tire sidewall showing my new design; and,

FIG. 2 is a front elevational view of a second embodiment thereof showing the disclaimed portions of FIG. 1 in solid lines.

In the drawings, the broken lines showing of the tire tread, inner bead and the peripheral boundary between the tire tread and the sidewall in FIG. 1 depict environmental subject matter and form no part of the claim.

1 Claim, 2 Drawing Sheets



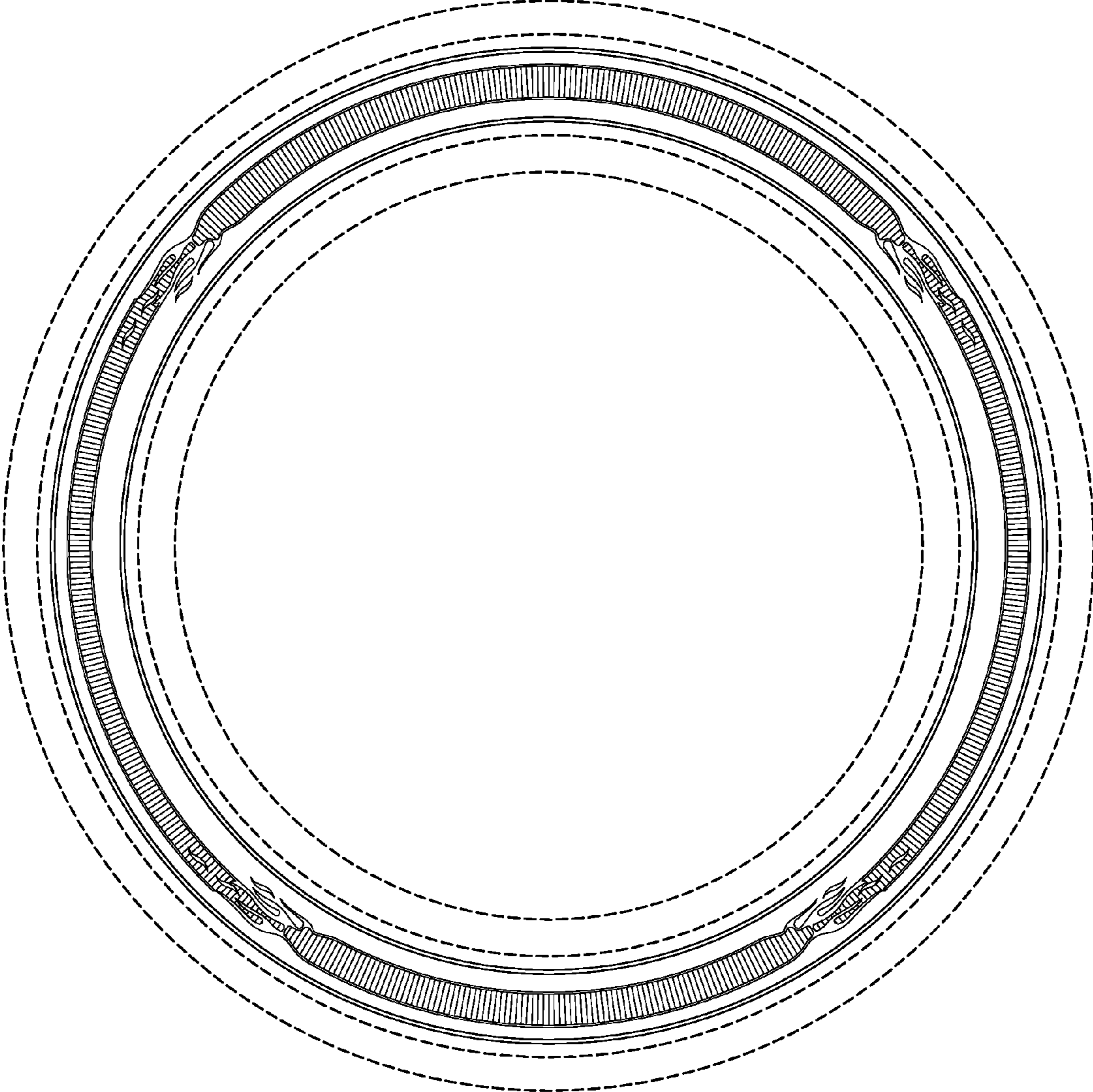


FIG-1

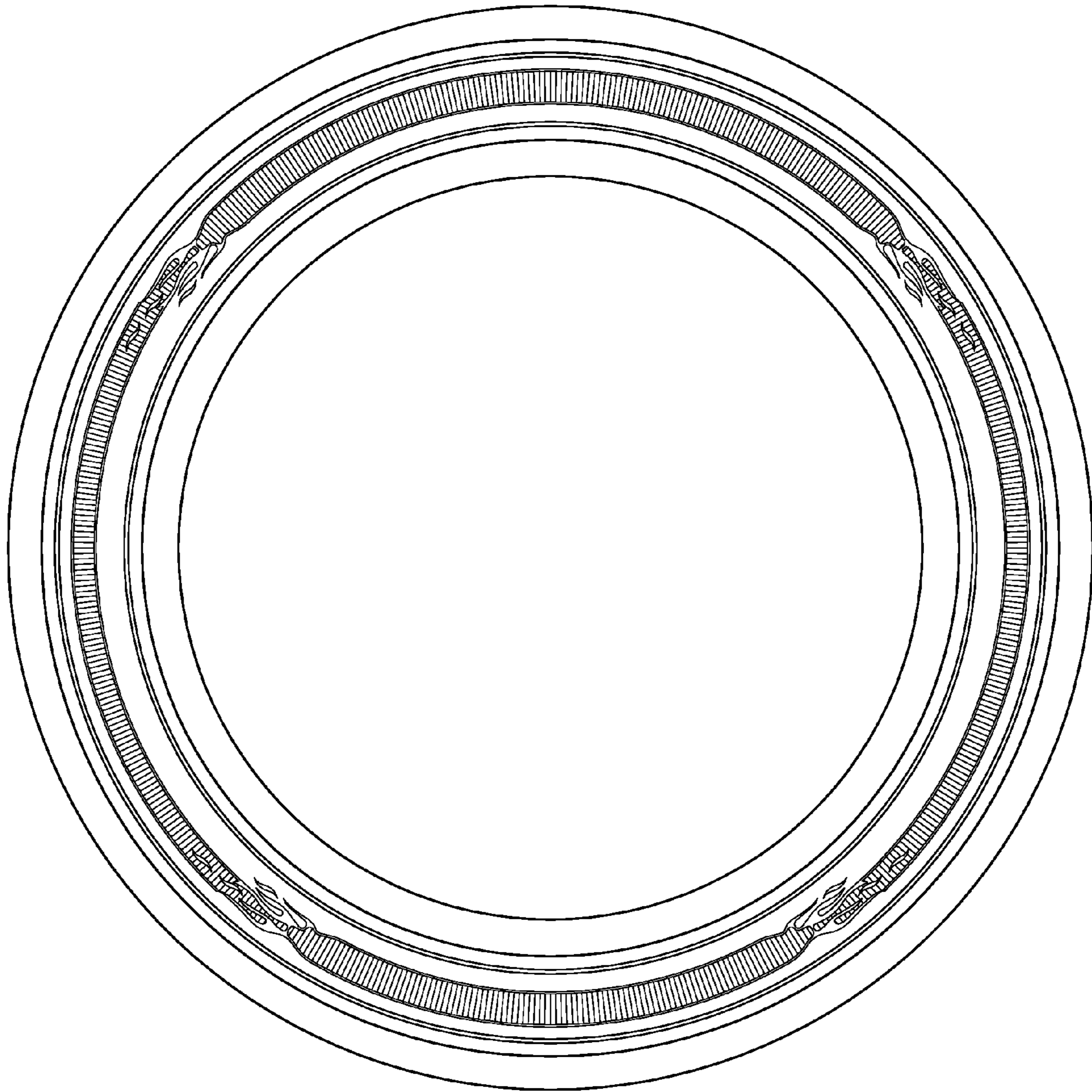


FIG-2