



US00D598840S

(12) **United States Design Patent**  
**Green**

(10) **Patent No.:** **US D598,840 S**

(45) **Date of Patent:** **\*\* Aug. 25, 2009**

(54) **TIRE TREAD**

(75) Inventor: **Michael L. Green**, St. Louis, MO (US)

(73) Assignee: **Tire Mart, Inc.**, St. Louis, MO (US)

(\*\*) Term: **14 Years**

(21) Appl. No.: **29/331,646**

(22) Filed: **Jan. 29, 2009**

(51) **LOC (9) Cl.** ..... **12-15**

(52) **U.S. Cl.** ..... **D12/512**

(58) **Field of Classification Search** ..... D12/505–513,  
D12/544–545, 571, 579–580, 587, 602, 604;  
152/209.1–2, 209.8–209.18, 209.25–209.28  
See application file for complete search history.

(56) **References Cited**

**U.S. PATENT DOCUMENTS**

D504,656 S *	5/2005	Green et al.	.....	D12/579
D505,382 S *	5/2005	Green et al.	.....	D12/544
D505,385 S *	5/2005	Green et al.	.....	D12/579
D522,450 S *	6/2006	Gerasimczuk	.....	D12/544
D524,725 S *	7/2006	Gerasimczuk	.....	D12/544
D564,442 S *	3/2008	Guidry	.....	D12/544
D568,233 S *	5/2008	Dixon et al.	.....	D12/512
D577,653 S *	9/2008	Sueishi	.....	D12/512

D578,953 S *	10/2008	Umstot et al.	.....	D12/512
D582,836 S *	12/2008	Harvey et al.	.....	D12/512
D591,222 S *	4/2009	Green	.....	D12/579

\* cited by examiner

*Primary Examiner*—Stacia Cadmus

(74) *Attorney, Agent, or Firm*—Lathrop & Gage LLP

(57) **CLAIM**

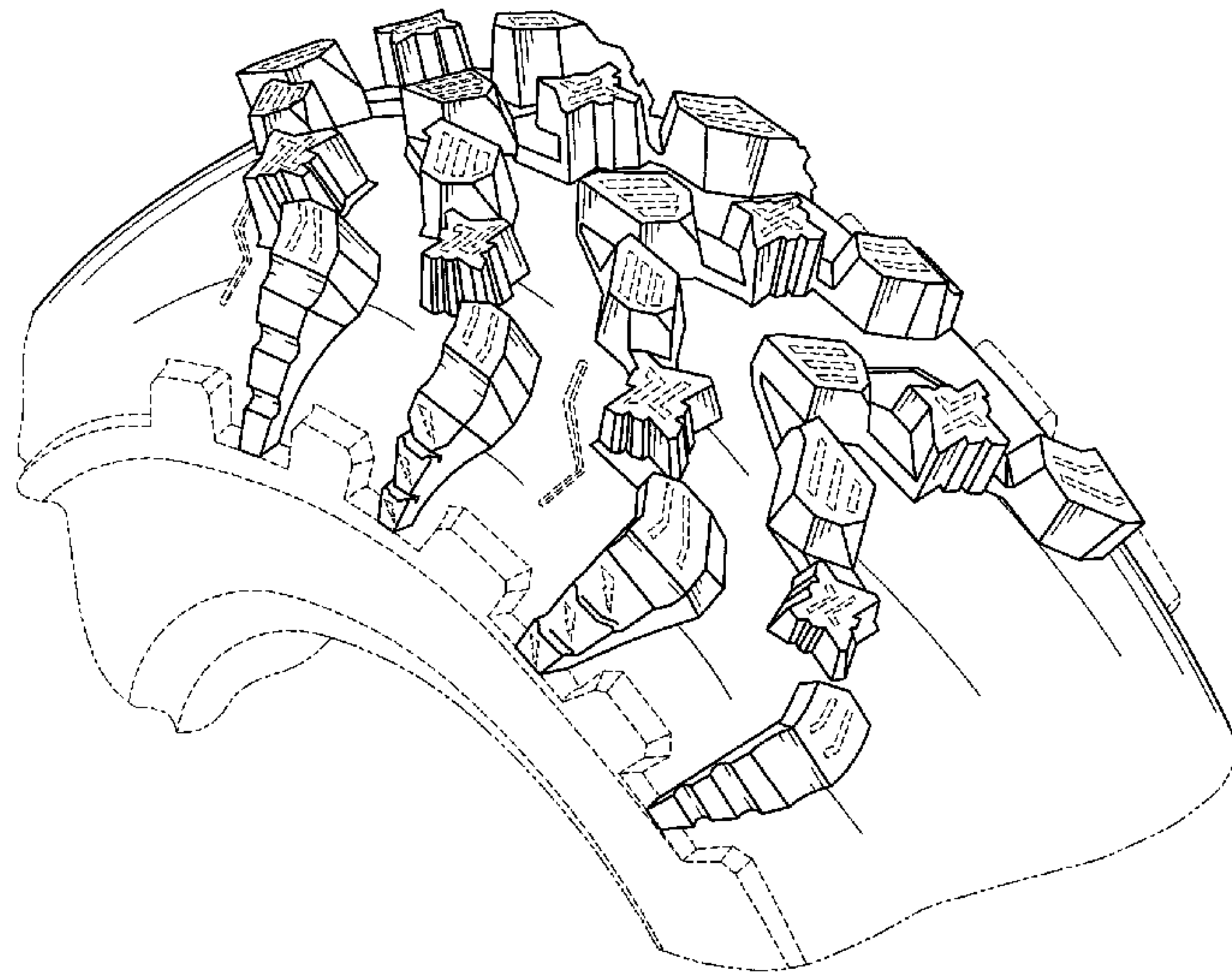
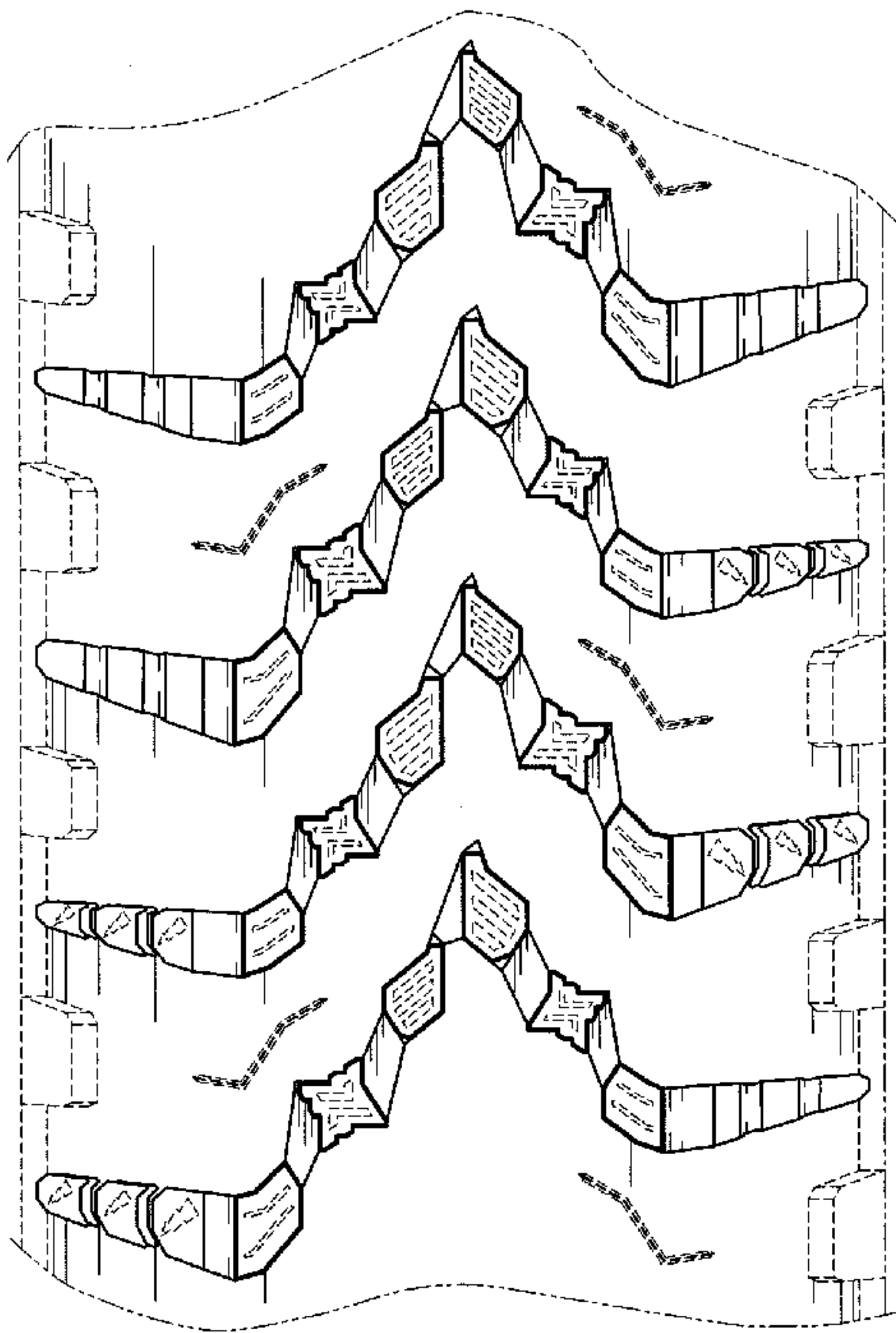
The ornamental design for a tire tread, as shown and described.

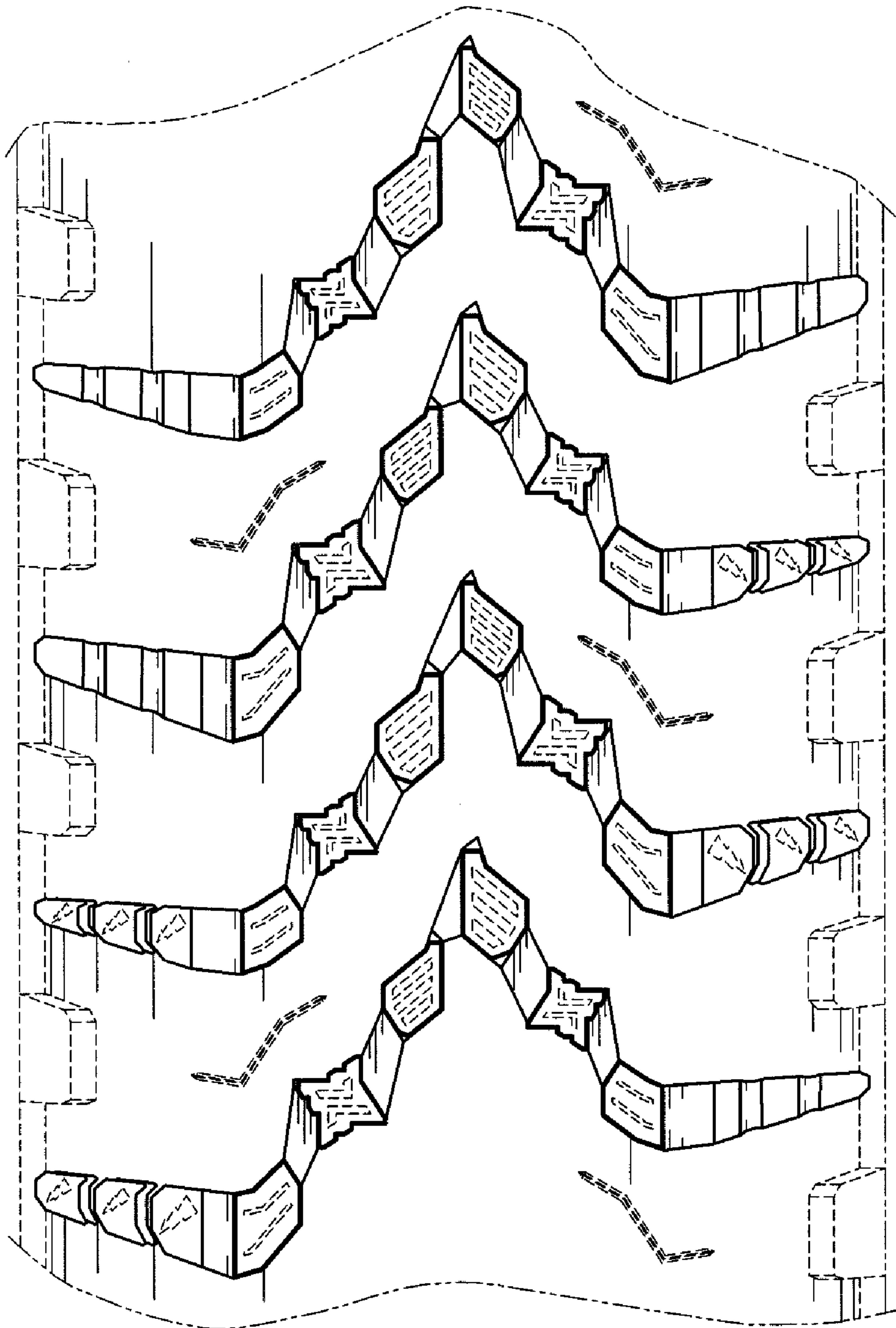
**DESCRIPTION**

FIG. 1 is a front elevational view of a tire tread showing the new design on the face of a tire; and, FIG. 2 is a perspective view thereof.

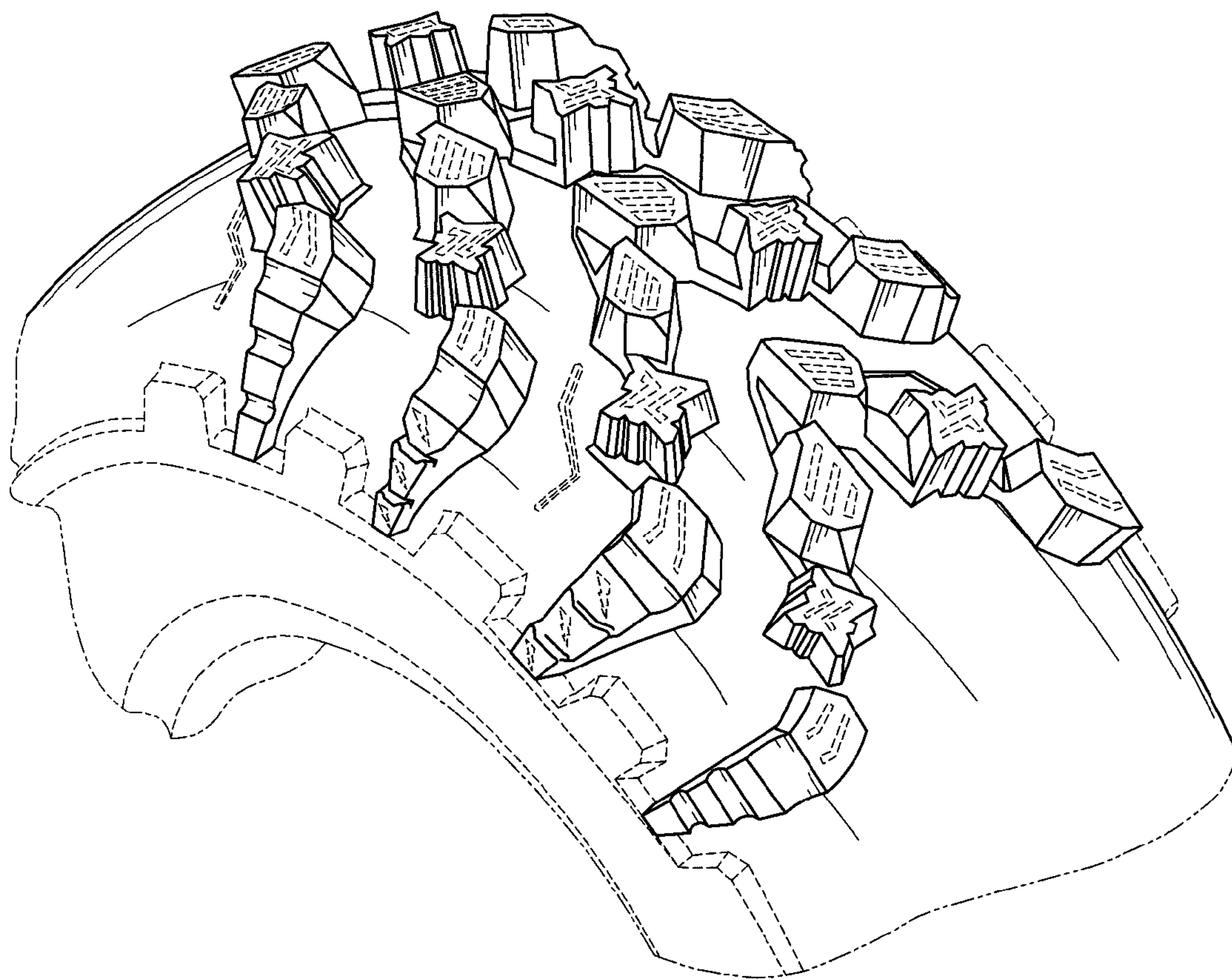
The broken lines in both figures are for illustrative purposes only; they show the relation of the claimed tire tread to the remaining portions of the tire and are not claimed as part of the design. The broken lines contained in the individual lugs are for illustration only and are not claimed as part of the design. The claimed design is only visible on the exterior face of the tire and consists of a repeating pattern which appears identical no matter which section of the tire face is viewed.

**1 Claim, 2 Drawing Sheets**





**FIG. 1**



**FIG. 2**