

US00D598838S

(12) **United States Design Patent**  
**Carr et al.**

(10) **Patent No.:** **US D598,838 S**

(45) **Date of Patent:** **\*\* Aug. 25, 2009**

(54) **AIRCRAFT DESIGN**

(76) Inventors: **Robert Jonathan Carr**, 124 Chickasaw La., Yukon, OK (US) 73099; **James Michael Higgins**, 1221 NW. 16th, Oklahoma City, OK (US) 73106-4401

(\*\*) Term: **14 Years**

(21) Appl. No.: **29/176,839**

(22) Filed: **Feb. 27, 2003**

(51) **LOC (9) Cl.** ..... **12-07**

(52) **U.S. Cl.** ..... **D12/319**

(58) **Field of Classification Search** ..... D12/319, D12/321, 331, 338, 345; 244/45 A, 45 R, 244/13, 15, 91, 215

See application file for complete search history.

(56) **References Cited**

**U.S. PATENT DOCUMENTS**

1,299,117 A	4/1919	Buchanan	
2,380,535 A	7/1945	McDevitt	
2,553,443 A	5/1951	Davis	
2,758,805 A	8/1956	Graham	
2,928,238 A	3/1960	Hawkins	
2,973,921 A	3/1961	Price	
3,027,118 A	3/1962	Willox	
3,053,477 A	9/1962	Reiniger	
3,154,267 A	10/1964	Grant	
3,161,379 A	12/1964	Lane	
3,258,206 A	6/1966	Simonson	
3,265,331 A	8/1966	Miles	
3,568,694 A	3/1971	Johnson	
3,596,852 A	8/1971	Wakefield	
3,651,583 A	3/1972	Clark et al.	
3,747,875 A	7/1973	Stevens	
3,785,593 A	1/1974	Von Ohain et al.	
3,834,654 A	9/1974	Miranda	
4,146,199 A *	3/1979	Wenzel	..... 244/45 R
4,568,042 A	2/1986	Carr	
4,579,300 A	4/1986	Carr	

D292,203 S	10/1987	Ligeti	
4,824,048 A	4/1989	Kim	
4,856,736 A *	8/1989	Adkins et al.	..... 244/45 R
D304,821 S *	11/1989	Ratony	..... D12/331
4,979,699 A	12/1990	Tindell	
5,522,566 A	6/1996	Hardy et al.	
5,636,813 A	6/1997	Hardy et al.	
5,683,061 A	11/1997	Hardy et al.	
5,899,409 A *	5/1999	Frediani	..... 244/13
5,961,068 A	10/1999	Wainfan et al.	
6,190,484 B1	2/2001	Appa	
D486,776 S *	2/2004	Carr	..... D12/319
6,749,153 B1 *	6/2004	August	..... 244/25
6,840,478 B2 *	1/2005	Carr	..... 244/45 R

**FOREIGN PATENT DOCUMENTS**

DE	3509689	9/1986
WO	WO 88/05011	7/1988

\* cited by examiner

*Primary Examiner*—Cathron C. Brooks

*Assistant Examiner*—Maurice Stevens

(74) *Attorney, Agent, or Firm*—Gable Gotwals

(57) **CLAIM**

The ornamental design for an aircraft, as shown and described.

**DESCRIPTION**

FIG. 1 is a front perspective view of an aircraft design showing our new design;

FIG. 2 is a lower front perspective thereof;

FIG. 3 is a left side view of an aircraft thereof, the right side view being a mirror image thereof;

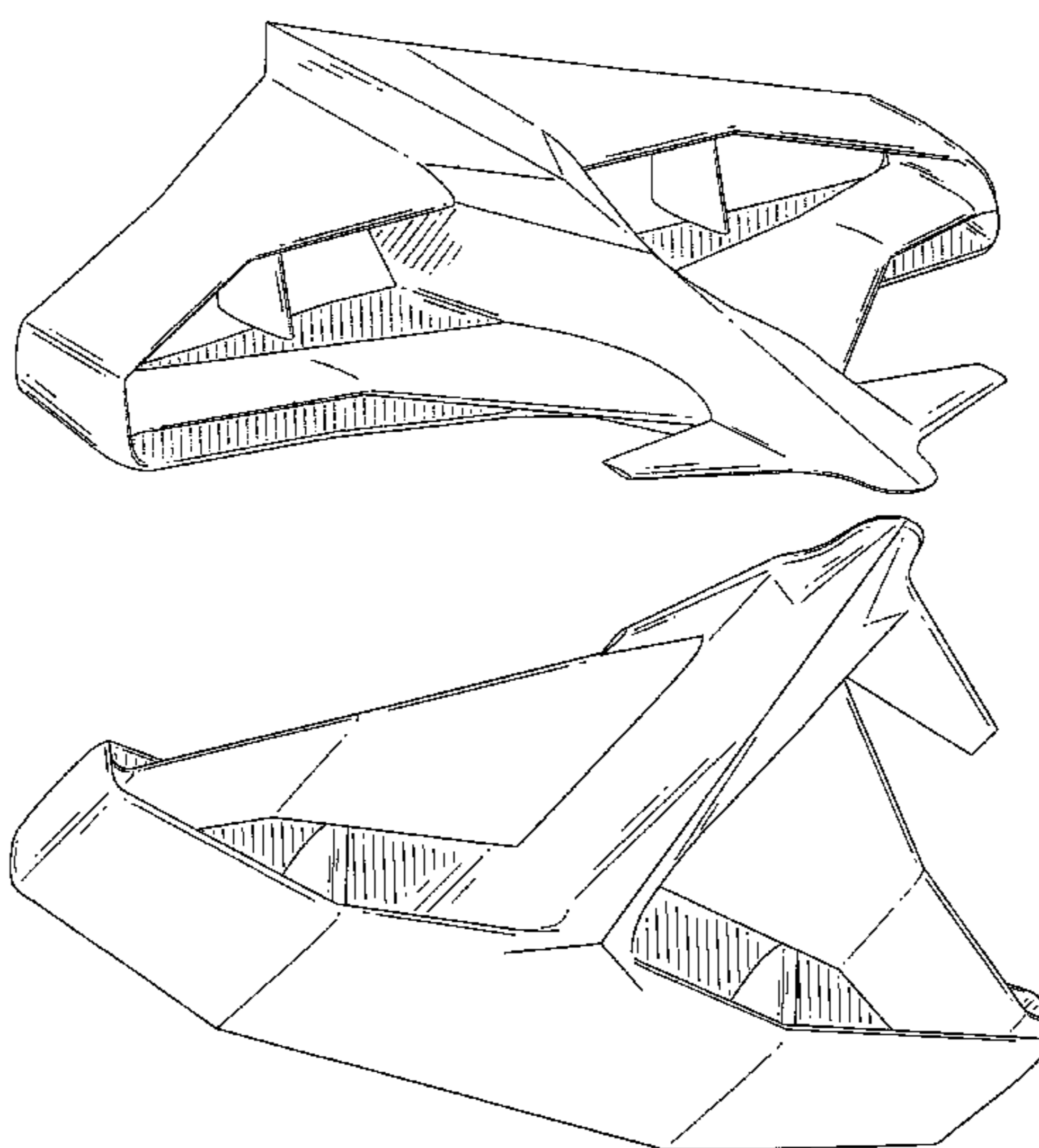
FIG. 4 is a top view thereof;

FIG. 5 is a front view thereof;

FIG. 6 is a rear view thereof, and,

FIG. 7 is a bottom view thereof.

**1 Claim, 7 Drawing Sheets**



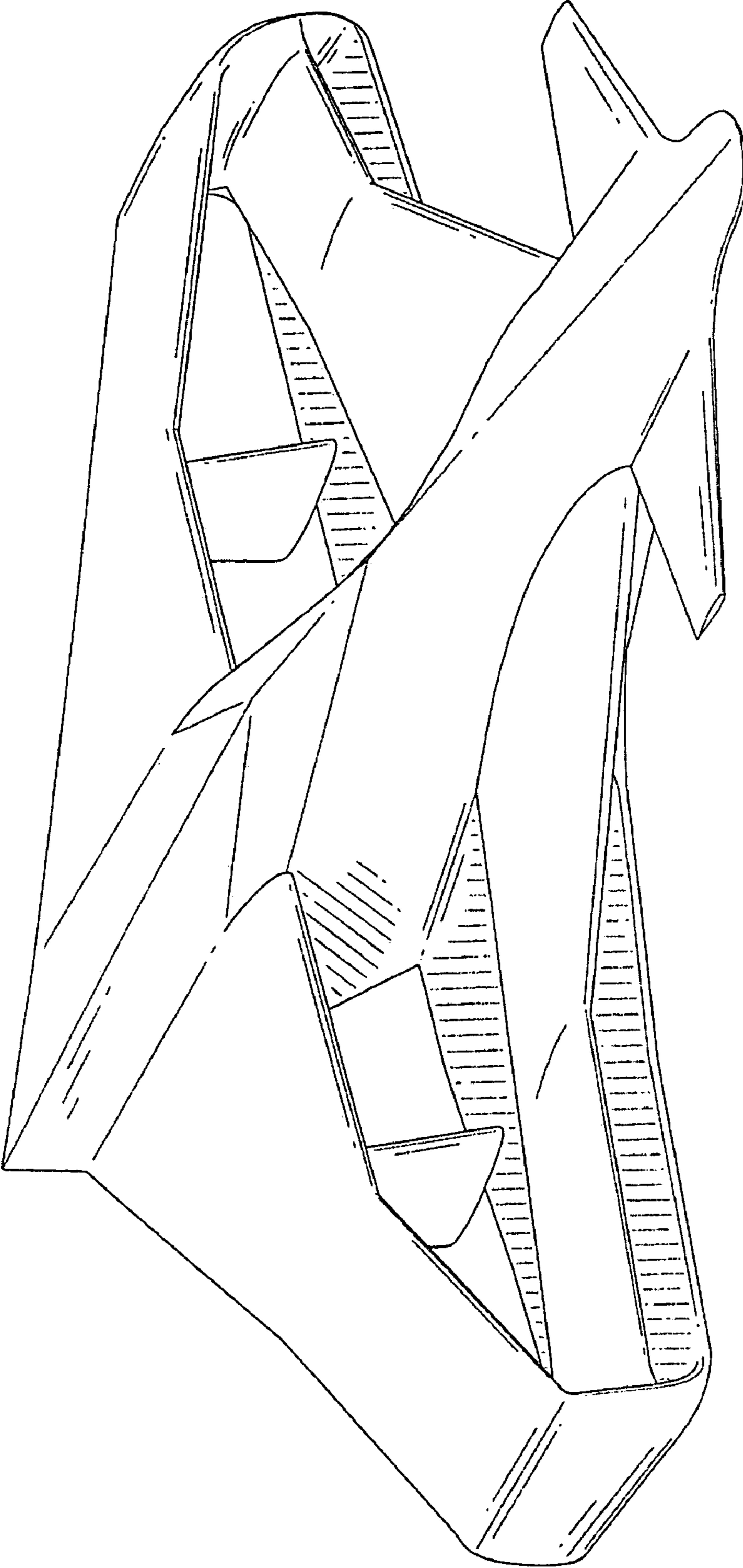


FIG. 1

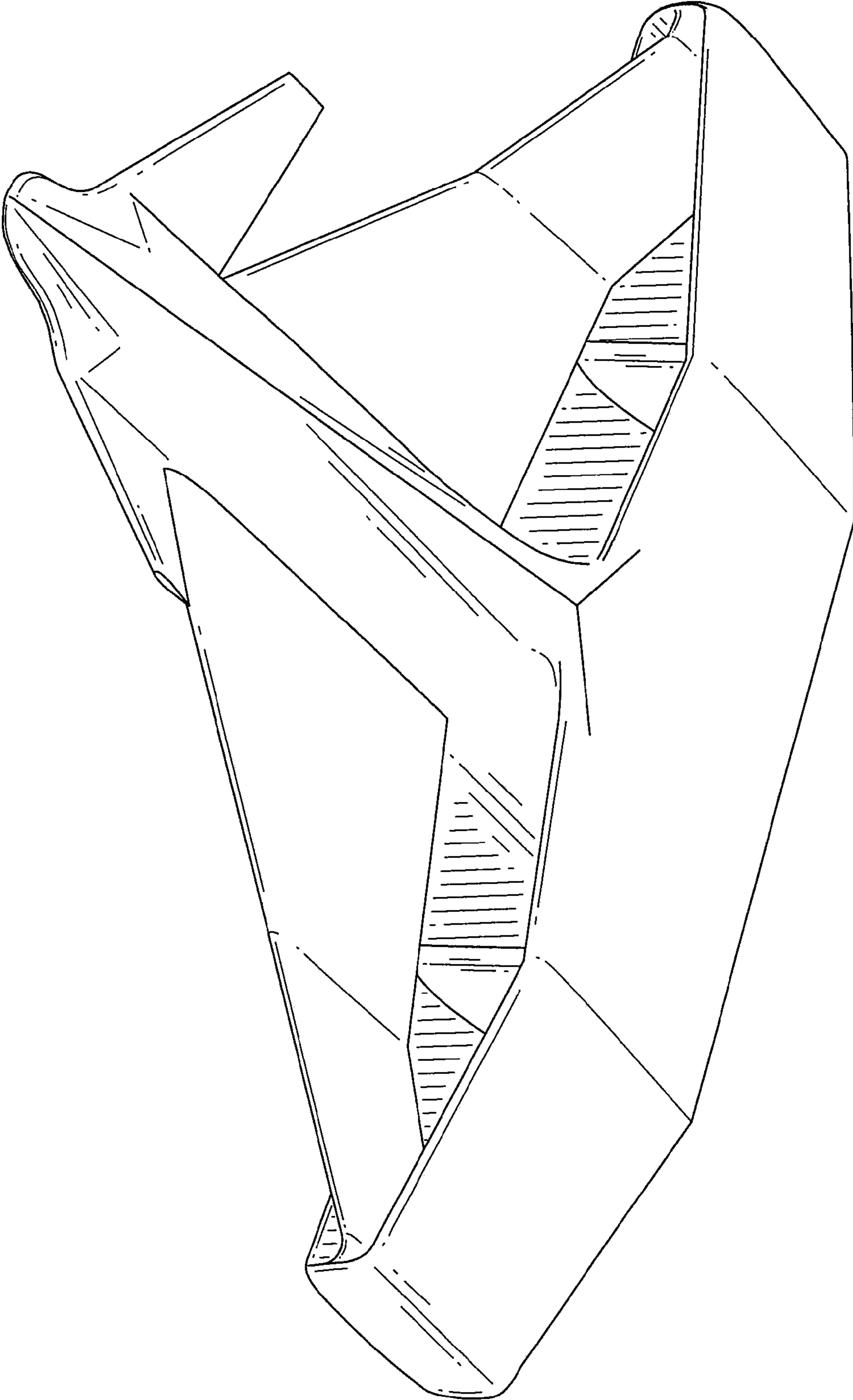


FIG. 2



FIG. 3

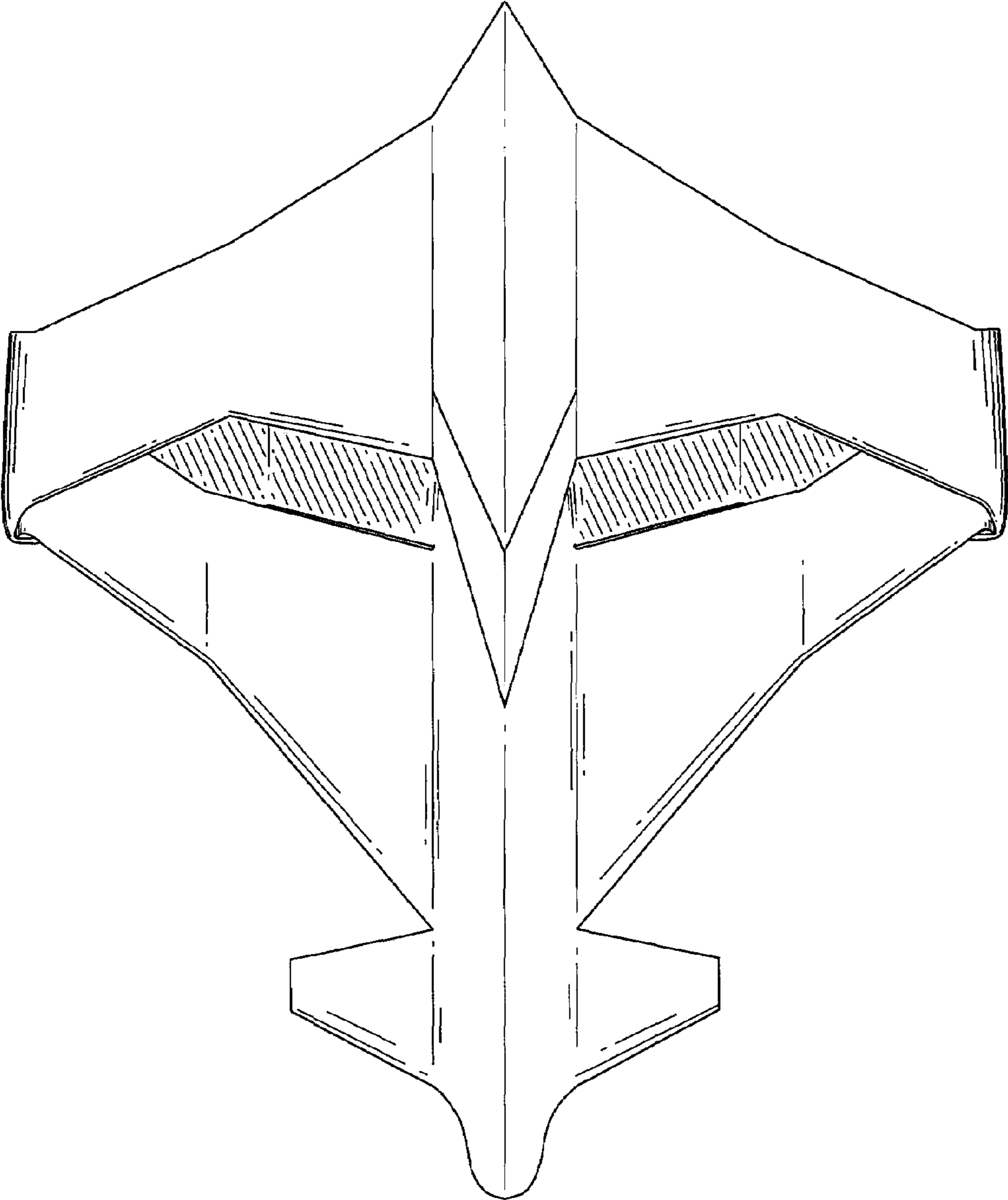


FIG. 4

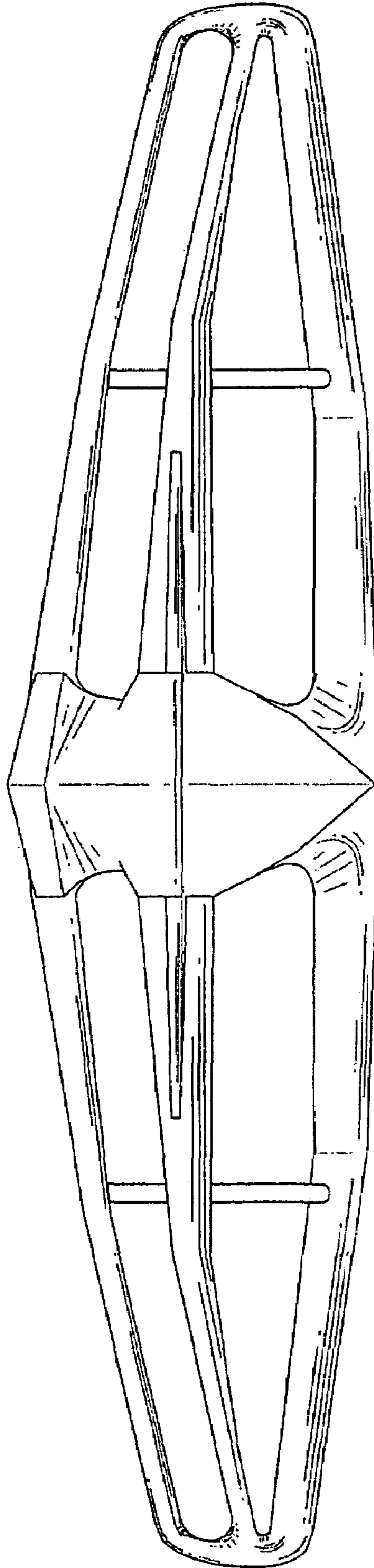


FIG. 5

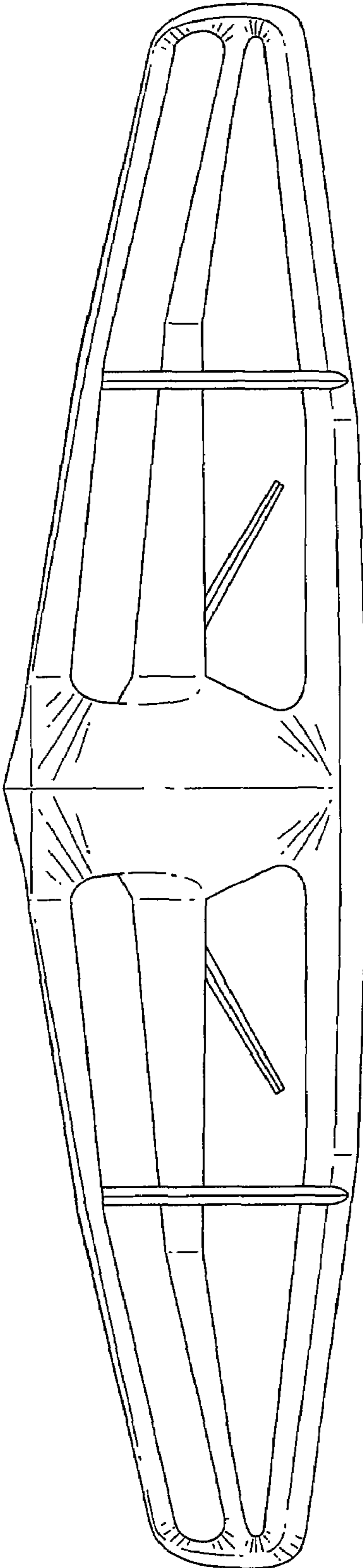


FIG. 6

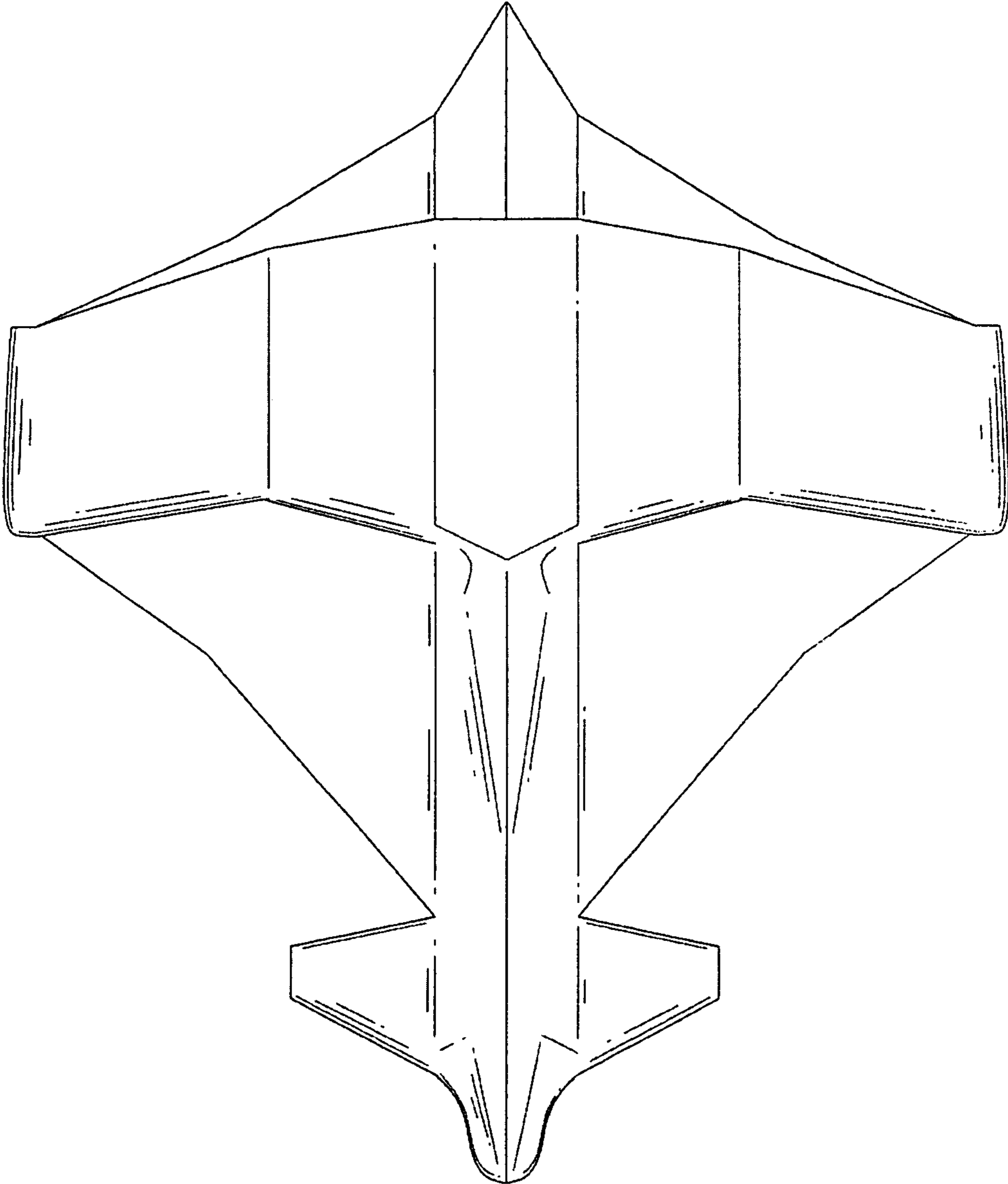


FIG. 7