



US00D598833S

(12) **United States Design Patent**  
**Welle**

(10) **Patent No.:** **US D598,833 S**

(45) **Date of Patent:** **\*\* Aug. 25, 2009**

(54) **VEHICULAR DRAIN COLLECTING MAT**

(76) **Inventor:** **Nicholas J. Welle**, 4554 40th St., Saint Cloud, MN (US) 56301

(\*\*) **Term:** **14 Years**

(21) **Appl. No.:** **29/333,500**

(22) **Filed:** **Mar. 10, 2009**

(51) **LOC (9) Cl.** ..... **12-16**

(52) **U.S. Cl.** ..... **D12/203**

(58) **Field of Classification Search** ..... D12/203,  
D12/400, 317; D6/582-583, 587; 219/213;  
180/69.1; 428/131, 137, 138, 119; 184/106,  
184/69.1; 220/573; 296/38  
See application file for complete search history.

(56) **References Cited**

**U.S. PATENT DOCUMENTS**

D57,791 S *	5/1921	Stanwood	.....	D12/203
D204,539 S *	4/1966	Stata	.....	D12/203
D242,136 S *	11/1976	Matlock	.....	D12/203
4,246,982 A *	1/1981	Pretnick	.....	184/106
4,671,024 A *	6/1987	Schumacher	.....	184/106
4,941,551 A *	7/1990	Visser	.....	184/106
5,020,638 A *	6/1991	Smith	.....	184/106
D355,321 S *	2/1995	Giles	.....	D6/582
5,478,625 A *	12/1995	Wright	.....	428/119
D414,642 S *	10/1999	Williams	.....	D6/582
D414,972 S *	10/1999	Williams	.....	D6/582

D417,183 S *	11/1999	Rogers-Smith	.....	D12/317
D455,383 S *	4/2002	Sneed	.....	D12/203
D464,304 S *	10/2002	Wright	.....	D12/203
6,558,769 B1 *	5/2003	Chwala	.....	428/137
D499,924 S *	12/2004	Lee	.....	D6/582
7,316,834 B2 *	1/2008	Hernandez	.....	296/38

\* cited by examiner

*Primary Examiner*—Stacia Cadmus

(57) **CLAIM**

I claim, the ornamental design for the vehicular drain collecting mat, as shown and described.

**DESCRIPTION**

FIG. 1 is a front elevational view of the vehicular drain collecting mat showing my new design;

FIG. 2 is a rear elevational view of the vehicular drain collecting mat thereof;

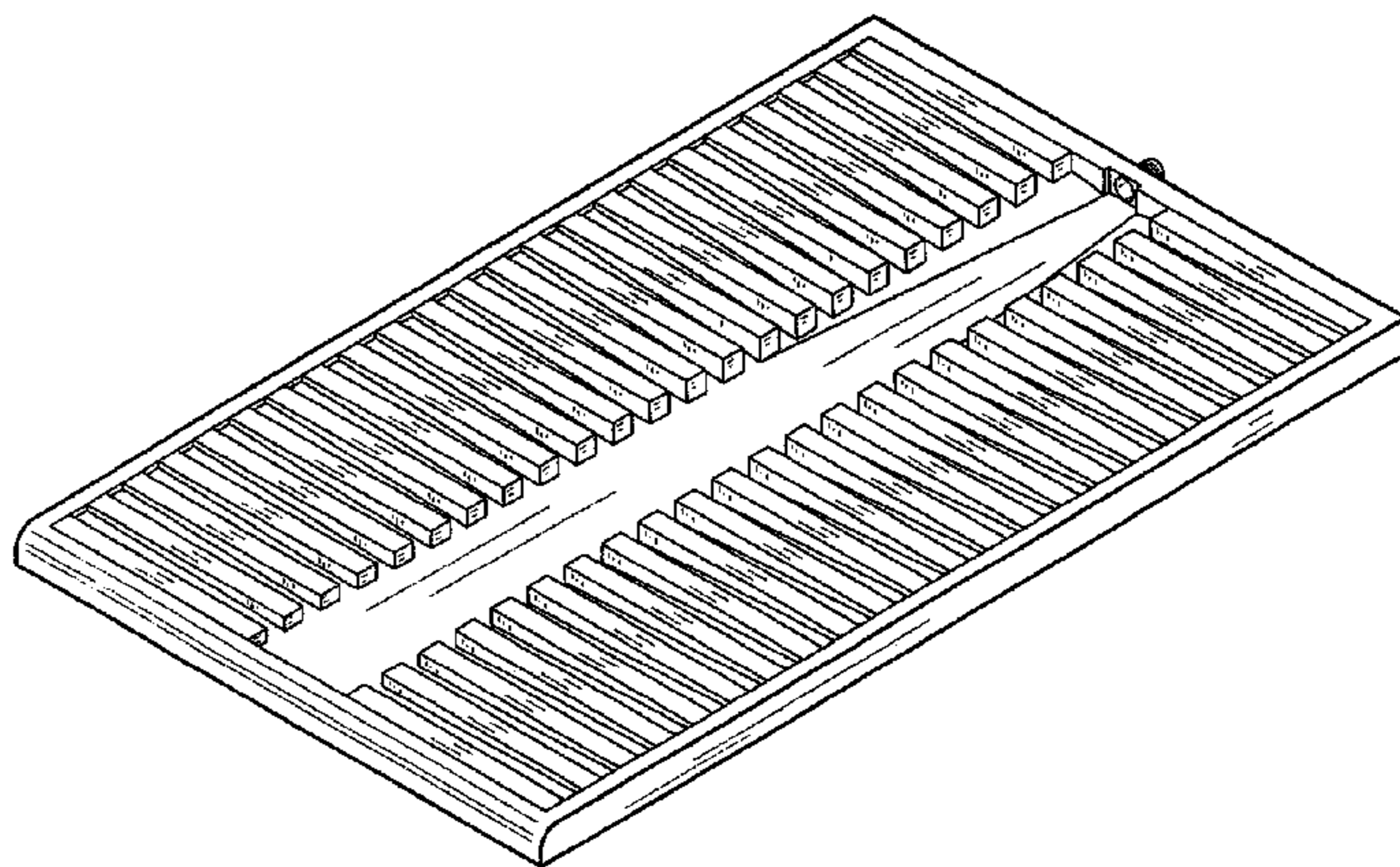
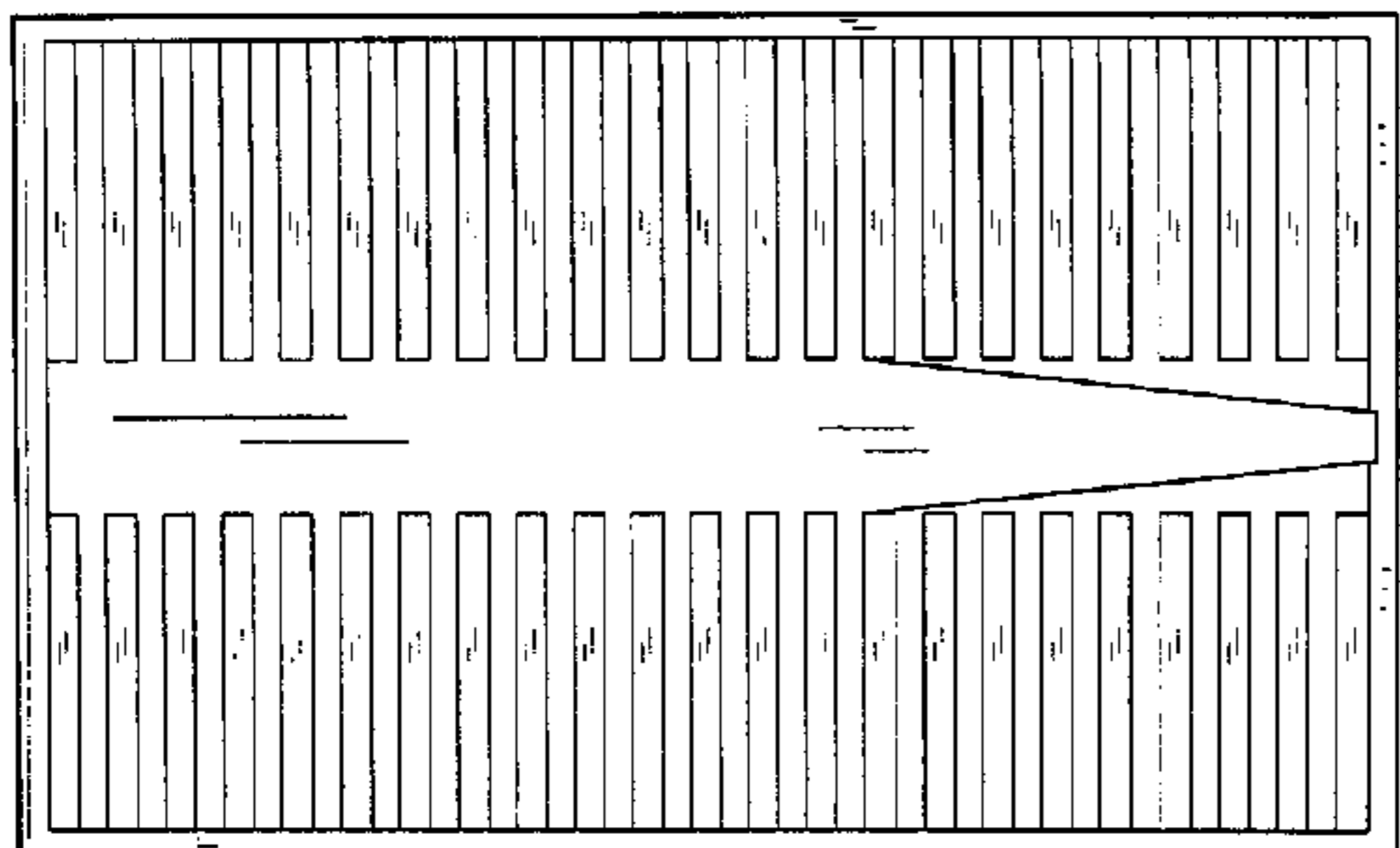
FIG. 3 is a left-side elevational view of the vehicular drain collecting mat thereof;

FIG. 4 is a top plan view of the vehicular drain collecting mat thereof;

FIG. 5 is a bottom plan view of the vehicular drain collecting mat thereof; and,

FIG. 6 is a perspective view of the vehicular drain collecting mat thereof.

**1 Claim, 3 Drawing Sheets**



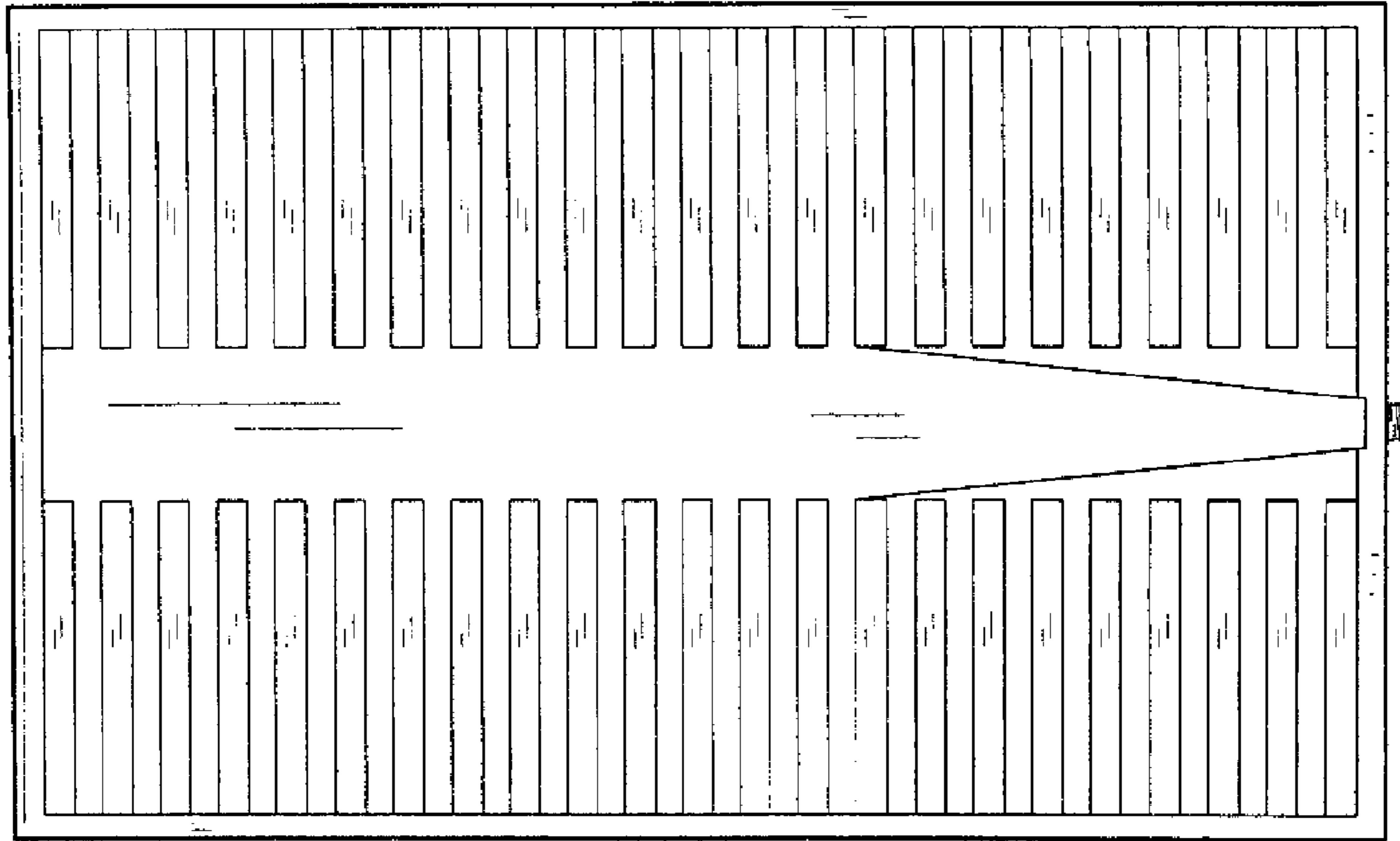


FIG. 1




FIG. 2




FIG. 3



FIG. 4



FIG. 5

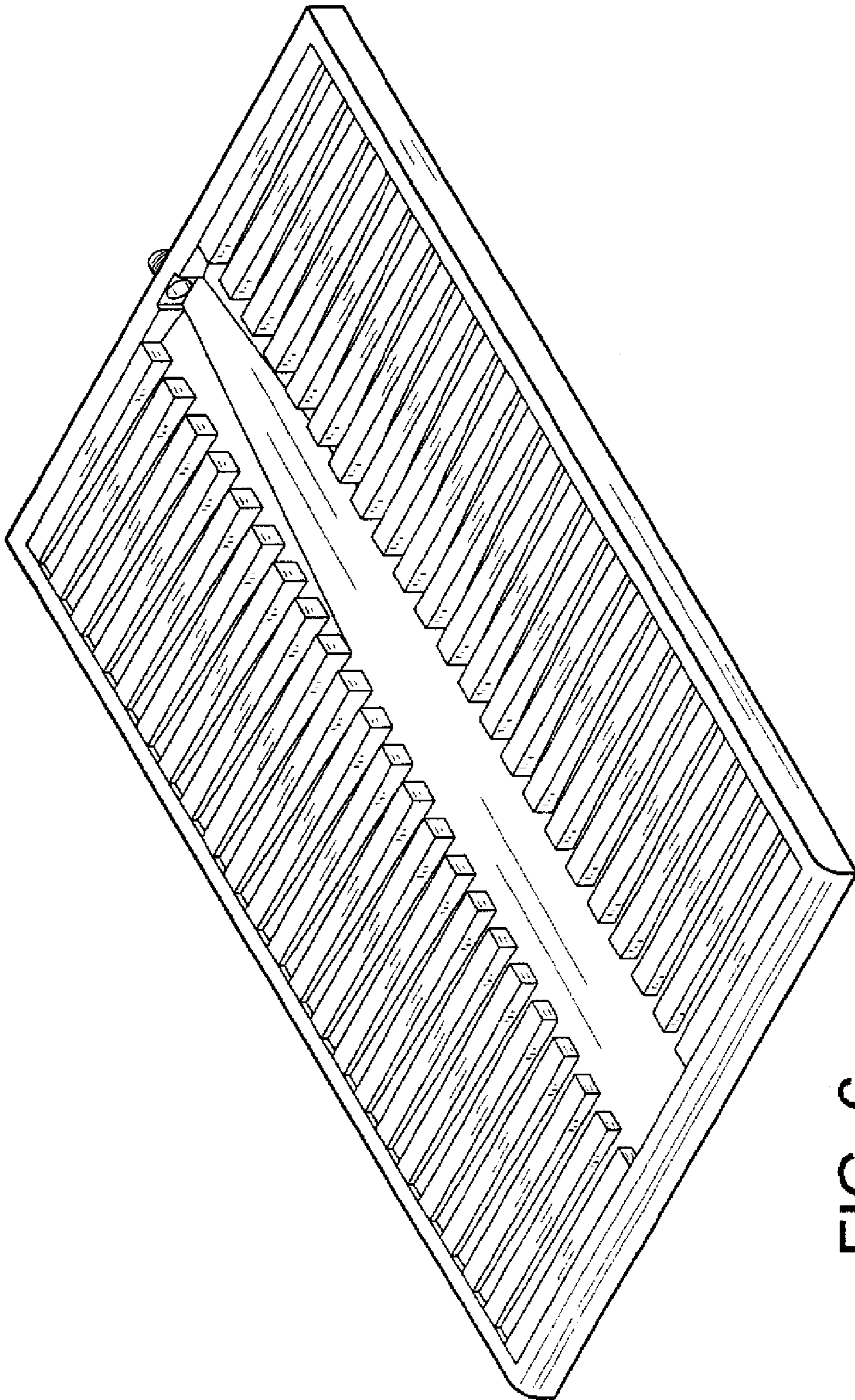


FIG. 6