

US00D598831S

(12) **United States Design Patent**
Honsel et al.

(10) **Patent No.:** **US D598,831 S**
(45) **Date of Patent:** **** Aug. 25, 2009**

(54) **DECORATIVE ELEMENT FOR A VEHICLE**

(75) Inventors: **Gernot Honsel**, Zurich (CH); **Axel Oesterling**, Munich (DE)

(73) Assignee: **Bayerische Motoren Werke Aktiengesellschaft**, Munich (DE)

(**) Term: **14 Years**

(21) Appl. No.: **29/317,898**

(22) Filed: **May 9, 2008**

(30) **Foreign Application Priority Data**

Nov. 9, 2007 (EM) 000823638-0001

(51) **LOC (9) Cl.** **12-16**

(52) **U.S. Cl.** **D12/190**

(58) **Field of Classification Search** D12/400,
D12/82-83, 197, 199, 421, 196, 210, 223,
D12/190; 40/218; D29/101.1-101.5
See application file for complete search history.

(56) **References Cited**

U.S. PATENT DOCUMENTS

D393,617 S * 4/1998 Smith et al. D12/197
D440,192 S * 4/2001 Sauter D12/190
D453,313 S * 2/2002 Sauter D12/190
D469,395 S * 1/2003 Himsl et al. D12/400
D493,413 S * 7/2004 Hodgson D12/400
D505,898 S * 6/2005 Marchese et al. D12/190

D518,428 S * 4/2006 Marchese et al. D12/190
D546,254 S * 7/2007 Teng D12/190
D552,505 S * 10/2007 Vucko et al. D11/181

OTHER PUBLICATIONS

www.cartype.com/pages/81/mini_john_cooper_works, John Cooper Works emblem from at least as early as Jan. 2007.*
U.S. Trade Registration No. 3,195,399, Registered Jan. 9, 2007, U.S. Appl. No. 76/363,560, filed Jan. 18, 2002, Registrant: John Cooper Garages Ltd.

* cited by examiner

Primary Examiner—Caron Veynar
Assistant Examiner—Katrina A Kile

(74) *Attorney, Agent, or Firm*—Crowell & Moring LLP

(57) **CLAIM**

The ornamental design for a decorative element for a vehicle, as shown and described.

DESCRIPTION

This application is related to the following co-pending application: Application Ser. No. 29/317,899, entitled “Decorative Element for an Article of Clothing”.


FIG. 1 is a right perspective view of a decorative element for a vehicle according to our novel design;


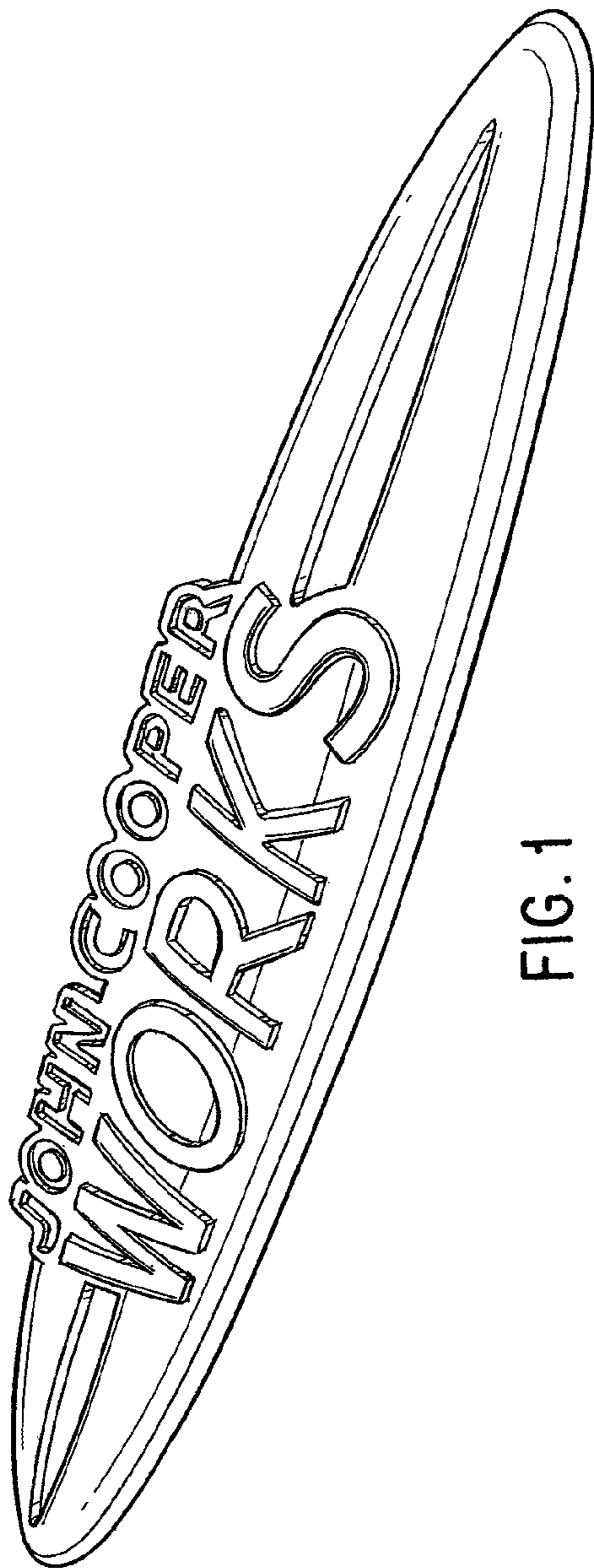
FIG. 2 is left perspective view thereof;

FIG. 3 is a top perspective view thereof; and,

FIG. 4 is a front view thereof.

1 Claim, 2 Drawing Sheets





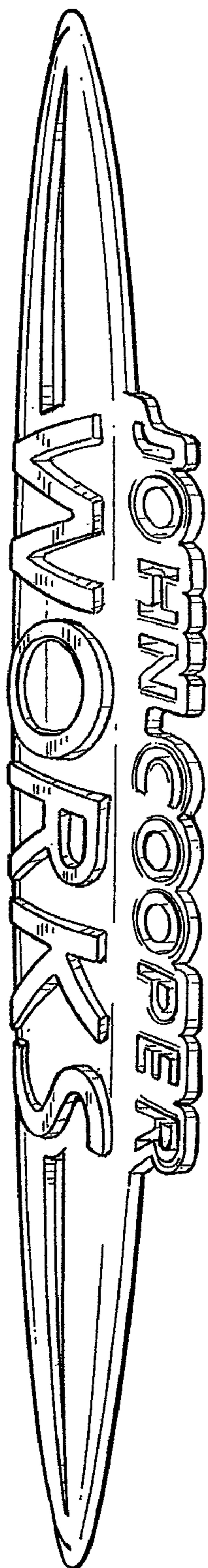


FIG. 3

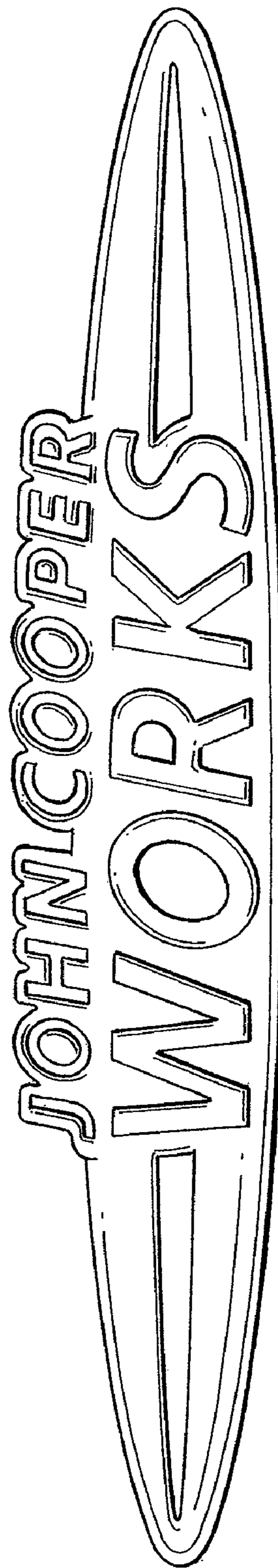


FIG. 4