

US00D598830S

(12) **United States Design Patent**
Stahel, Jr. et al.

(10) **Patent No.:** **US D598,830 S**

(45) **Date of Patent:** **** Aug. 25, 2009**

(54) **AUTOMOBILE REAR WINDOW TRIM PIECE**

(75) Inventors: **Alwin J. Stahel, Jr.**, St. Paul, MN (US);
Brian K. Stahel, St. Paul, MN (US)

(73) Assignee: **Altec Products, Inc.**, Ham Lake, MN
(US)

(**) Term: **14 Years**

(21) Appl. No.: **29/291,116**

(22) Filed: **Aug. 15, 2007**

(51) **LOC (9) Cl.** **12-16**

(52) **U.S. Cl.** **D12/190**

(58) **Field of Classification Search** D12/190,
D12/181, 400, 90, 91, 92, 114, 199, 196,
D12/197, 86, 171, 172, 173, 169, 163; D11/211,
D11/81, 157, 133, 172; 293/102, 115, 1.07-1.08;
D20/11, 23, 24, 25; 40/760, 591-594; 428/98-99,
428/31

See application file for complete search history.

(56) **References Cited**

U.S. PATENT DOCUMENTS

D172,716 S *	7/1954	Jones	D12/190
D177,280 S *	3/1956	Ross	D12/190
D203,586 S *	2/1966	Peras	D12/190
D481,338 S *	10/2003	Chan	D12/184
D484,080 S *	12/2003	Yamamoto et al.	D12/190

* cited by examiner

Primary Examiner—Caron Veynar

Assistant Examiner—Katrina A Kile

(74) *Attorney, Agent, or Firm*—Dicke, Billig & Czaja, PLLC

(57) **CLAIM**

The ornamental design for an automobile rear window trim piece, as shown and described.

DESCRIPTION

FIG. 1 is a top perspective view of the automobile rear window trim piece of the present invention.

FIG. 2 is a top plan view thereof.

FIG. 3 is a bottom plan view thereof.

FIG. 4 is a left side elevation view thereof.

FIG. 5 is a right side elevation view thereof.

FIG. 6 is a left end elevation view thereof.

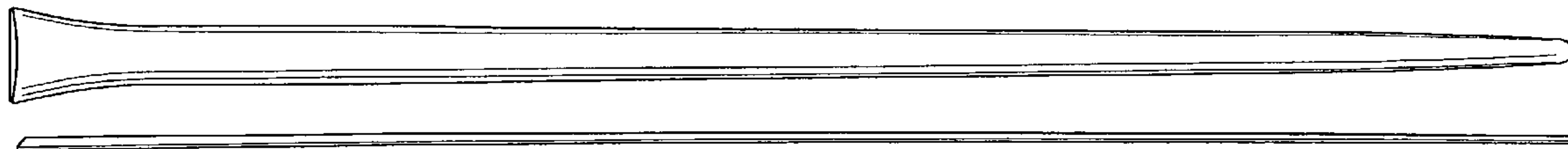
FIG. 7 is a left end elevation view thereof.

FIG. 8 is an enlarged view of FIG. 6; and,

FIG. 9 is an enlarged view of FIG. 7.

In FIG. 3 the bottom portions of the automobile rear window trim piece shown in broken line form no part of the claimed design.

1 Claim, 3 Drawing Sheets



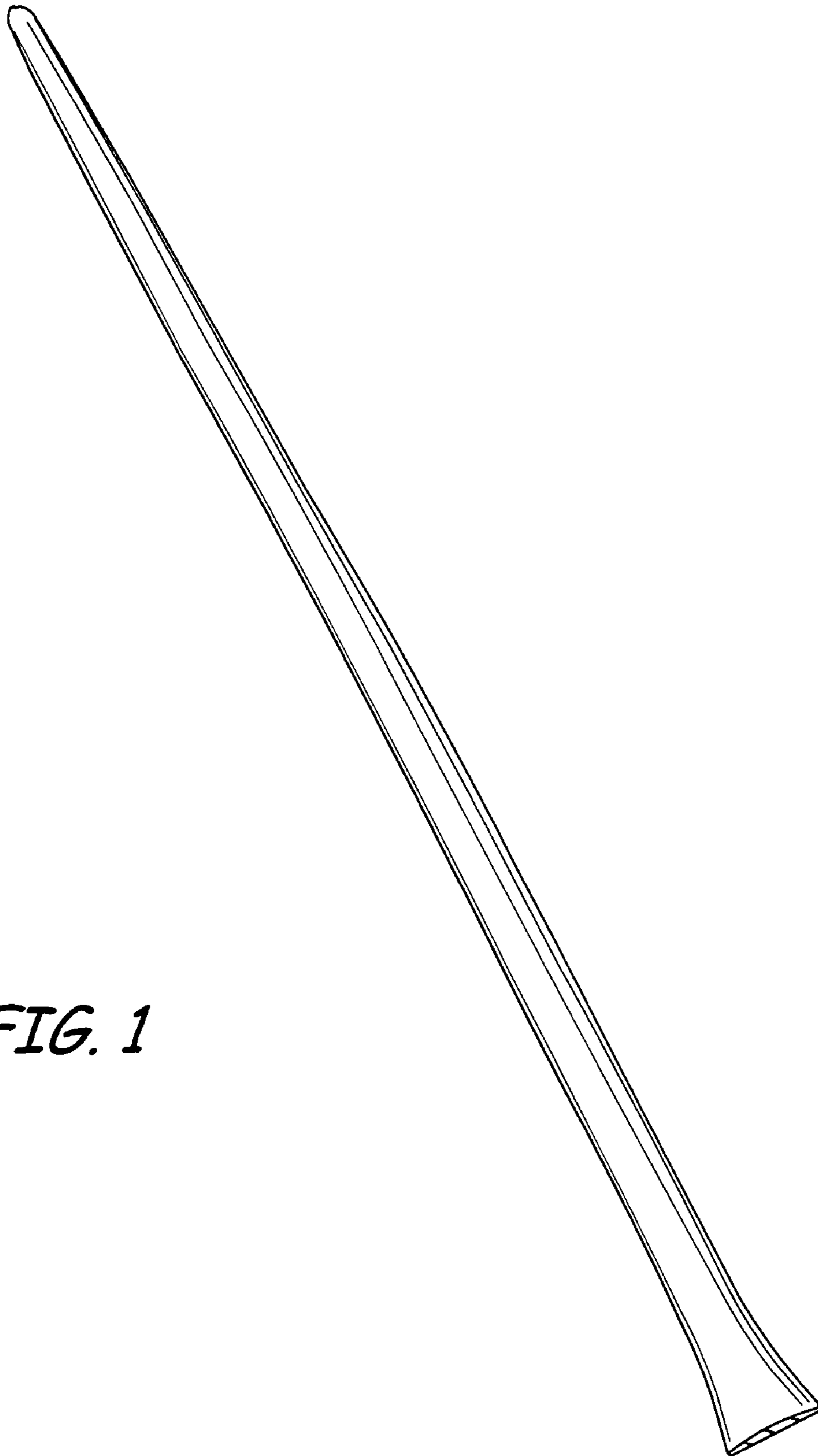


FIG. 1

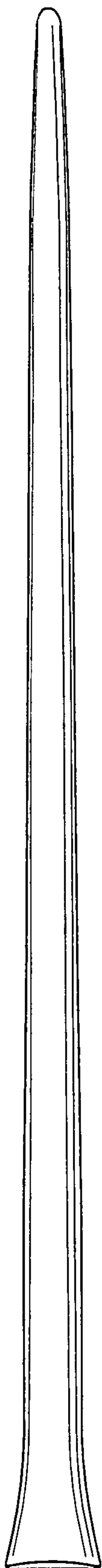


FIG. 2

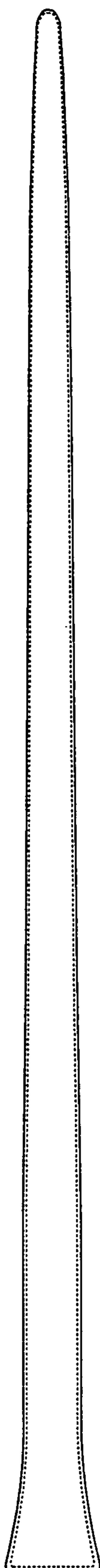


FIG. 3



FIG. 4



FIG. 5



FIG. 6



FIG. 7

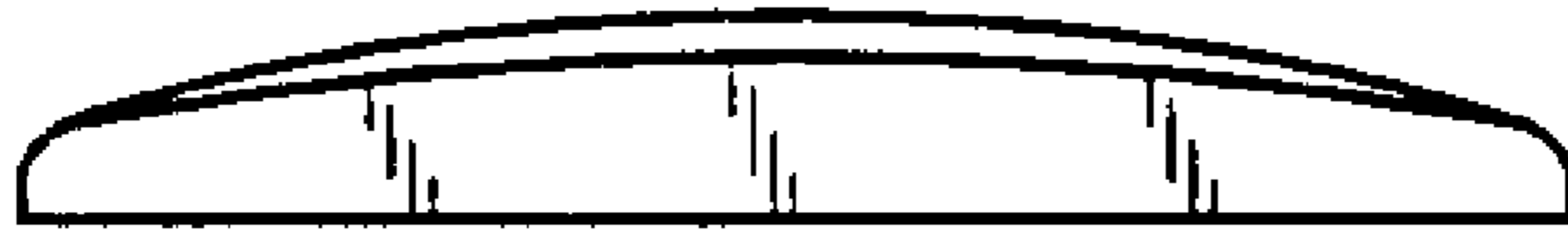


FIG. 8



FIG. 9