



US00D598829S

(12) **United States Design Patent**
Mattin et al.

(10) **Patent No.:** **US D598,829 S**

(45) **Date of Patent:** **** Aug. 25, 2009**

(54) **VEHICLE REAR BUMPER COVER**

(74) *Attorney, Agent, or Firm*—Damian Porcari

(75) Inventors: **Stephen Mattin**, Göteborg (SE); **Fedde Talsma**, Göteborg (SE); **Douglas Hall Frasher**, Newbury Park, CA (US)

(57) **CLAIM**

The ornamental design for a vehicle rear bumper cover, shown and described.

(73) Assignee: **Ford Global Technologies, LLC**, Dearborn, MI (US)

DESCRIPTION

(**) Term: **14 Years**

FIG. 1 is a top plan view of a vehicle rear bumper cover;

(21) Appl. No.: **29/328,065**

FIG. 2 is a bottom plan view of the vehicle rear bumper cover;

(22) Filed: **Nov. 18, 2008**

FIG. 3 is a front elevational view of the vehicle rear bumper cover;

(51) **LOC (9) Cl.** **12-16**

FIG. 4 is a left side elevational view of the vehicle rear bumper cover;

(52) **U.S. Cl.** **D12/169**

FIG. 5 is a perspective view of the vehicle rear bumper cover;

(58) **Field of Classification Search** D12/169,
D12/90-92; 293/102, 105, 113, 115, 117,
293/120; 296/180.1, 180.2

FIG. 6 is another perspective view of the vehicle rear bumper cover;

See application file for complete search history.

FIG. 7 is a rear elevational view of the vehicle rear bumper cover; and,

(56) **References Cited**

FIG. 8 is a right side view of the vehicle rear bumper cover.

U.S. PATENT DOCUMENTS


The vehicle rear bumper cover is styled independently of adjacent vehicle panels. Shading is used to illustrate the curvature of the part and not color. Any functional features of the vehicle rear bumper cover are not claimed. Views are photographs of a vehicle rear bumper cover. The various views are not necessarily to scale in order to better illustrate the design.

- D580,316 S * 11/2008 Gueler et al. D12/169
- D585,002 S * 1/2009 Tamura D12/169
- D585,343 S * 1/2009 Kubota et al. D12/169

* cited by examiner

Primary Examiner—Melody N Brown

1 Claim, 8 Drawing Sheets






Fig 1




Fig 2




Fig 3




Fig 4



Fig 5



Fig 6




Fig 7




Fig 8