



US00D598820S

(12) **United States Design Patent**
Nakamura

(10) **Patent No.:** **US D598,820 S**
(45) **Date of Patent:** **** Aug. 25, 2009**

(54) **FRONT PORTION OF A MOTOR VEHICLE
AND/OR TOY REPLICA THEREOF**

(75) Inventor: **Noriyuki Nakamura**, Yokosuka (JP)

(73) Assignee: **Toyota Jidosha Kabushiki Kaisha** (JP)

(**) Term: **14 Years**

(21) Appl. No.: **29/325,671**

(22) Filed: **Oct. 3, 2008**

(51) **LOC (9) Cl.** **12-16**

(52) **U.S. Cl.** **D12/164; D12/196**

(58) **Field of Classification Search** D12/164,
D12/196, 90-92, 86; 296/181.1, 181.5
See application file for complete search history.

(56) **References Cited**

U.S. PATENT DOCUMENTS

D512,000	S	*	11/2005	Suzuki et al.	D12/91
D519,879	S	*	5/2006	Cartabiano	D12/91
D532,718	S	*	11/2006	Miyazaki et al.	D12/92
D540,215	S	*	4/2007	Date et al.	D12/91
D551,125	S	*	9/2007	Uchino et al.	D12/92
D563,275	S	*	3/2008	Kim et al.	D12/91
D563,839	S	*	3/2008	Tada et al.	D12/164
D572,636	S	*	7/2008	Hayashi et al.	D12/164
D585,341	S	*	1/2009	Sonoda et al.	D12/164

OTHER PUBLICATIONS

Toyota Auris, Brochure of Auris, Apr. 2008, Toyota Jidosha Kabushiki Kaisha.

Toyota Blade, Brochure of Blade, Dec. 2006, Toyota Jidosha Kabushiki Kaisha.

* cited by examiner

Primary Examiner—Melody N Brown

(74) *Attorney, Agent, or Firm*—SAIDMAN DesignLaw Group

(57) **CLAIM**

The ornamental design for a front portion of a motor vehicle and/or toy replica thereof, as shown and described.

DESCRIPTION

FIG. 1 is a front perspective view of a front portion of a motor vehicle and/or toy replica thereof showing my new design;

FIG. 2 is a rear perspective view thereof;

FIG. 3 is a front view thereof;


FIG. 4 is a rear view thereof;

FIG. 5 is a top view thereof; and,

FIG. 6 is a right side view thereof.

The claimed design is shown darker than the surrounding lighter environmental subject matter, the latter being no part of the claimed design.

1 Claim, 3 Drawing Sheets






Fig. 1




Fig. 2



Fig. 3

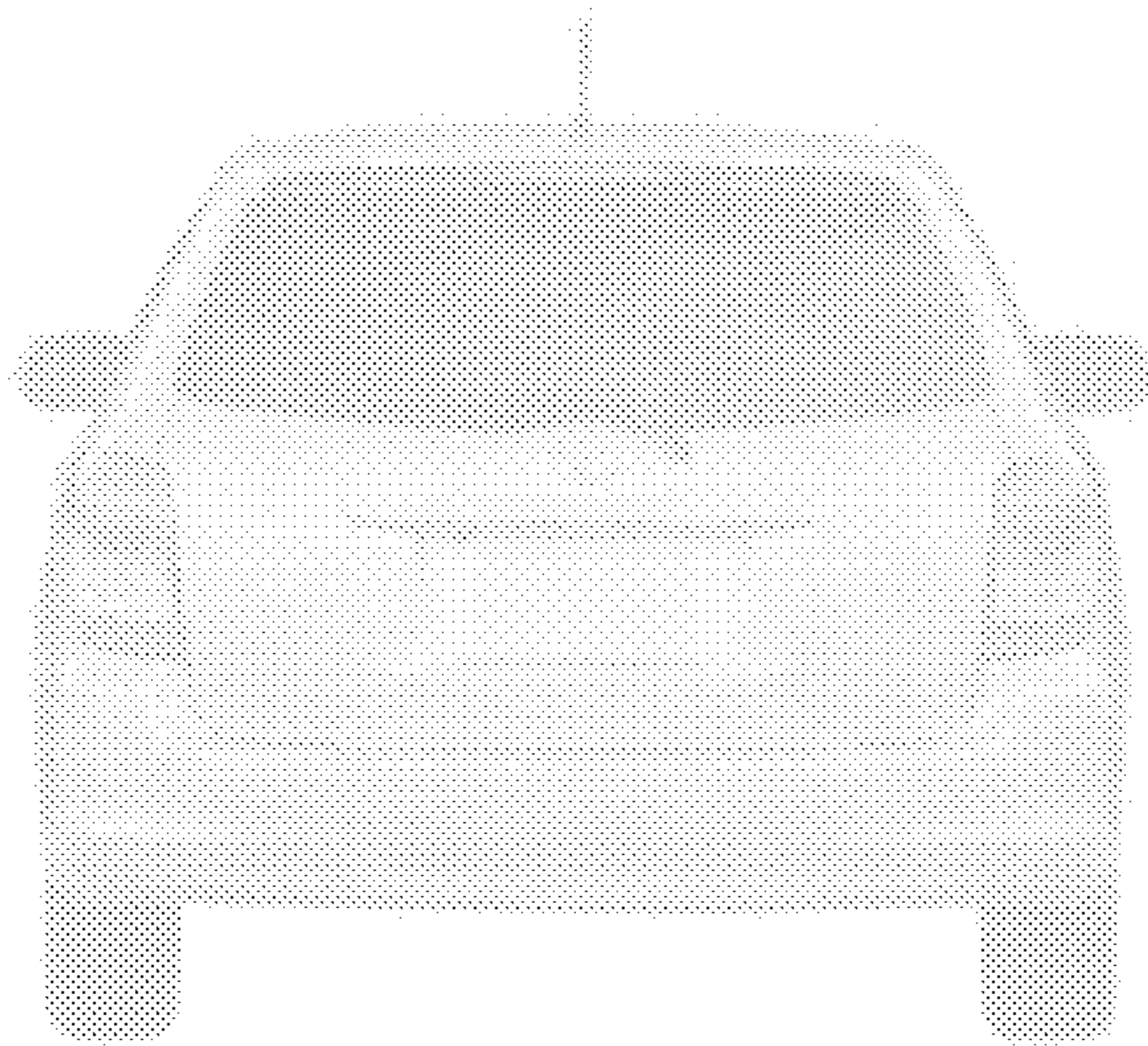


Fig. 4

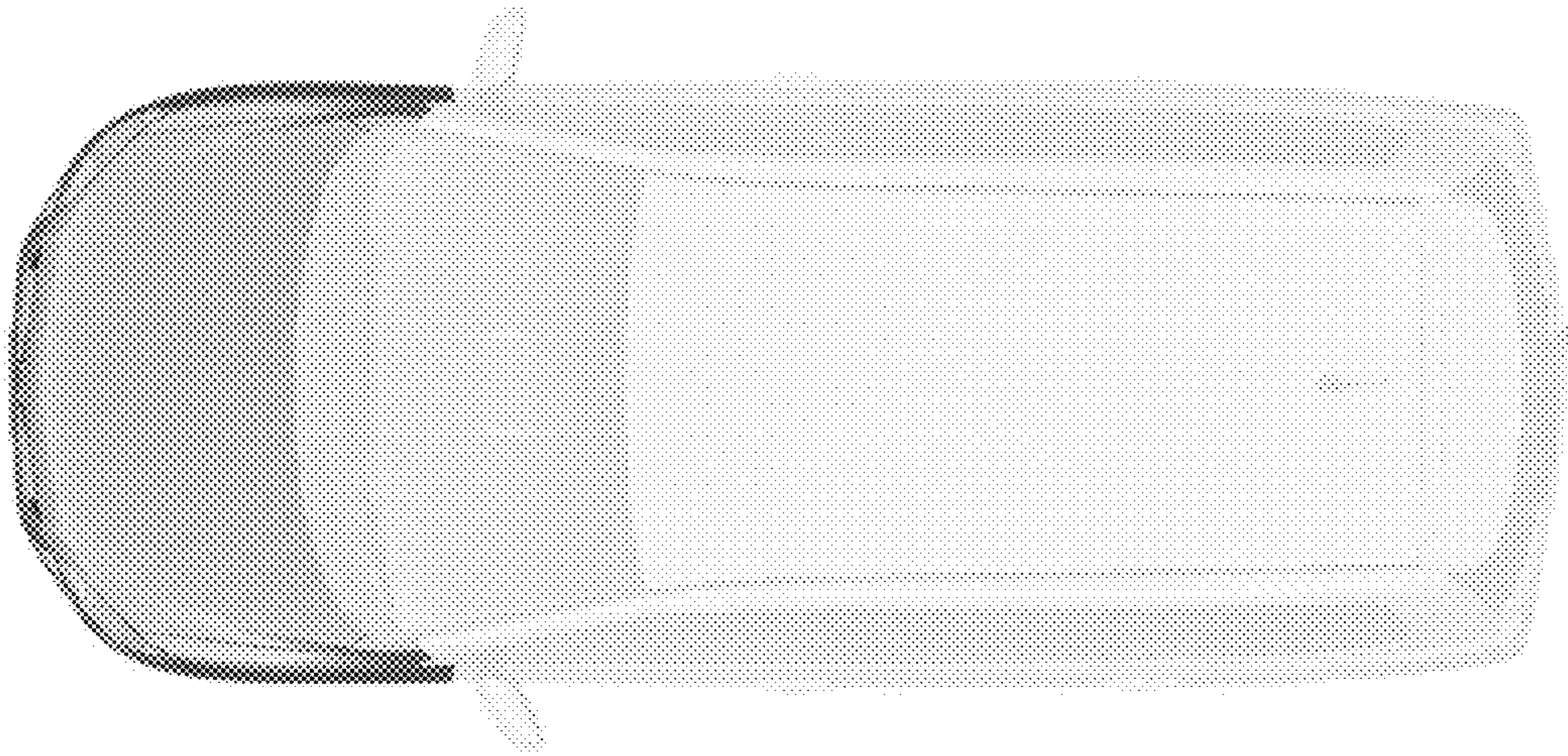


Fig. 5




Fig. 6