



US00D598819S

(12) **United States Design Patent**
Kim

(10) **Patent No.:** **US D598,819 S**

(45) **Date of Patent:** **** Aug. 25, 2009**

(54) **VEHICLE RADIATOR GRILL**

(75) Inventor: **Sungwook Kim**, Seoul (KR)

(73) Assignee: **Kia Motor Corporation**, Seoul (KR)

(**) Term: **14 Years**

(21) Appl. No.: **29/327,885**

(22) Filed: **Nov. 14, 2008**

(30) **Foreign Application Priority Data**

Jul. 14, 2008 (KR) 30-2008-0030414

(51) **LOC (9) Cl.** **12-16**

(52) **U.S. Cl.** **D12/163**

(58) **Field of Classification Search** D12/163,
D12/171, 196, 216, 90-92, 86; 180/68.1,
180/68.6; 296/193.11

See application file for complete search history.

(56) **References Cited**

U.S. PATENT DOCUMENTS

D573,924 S * 7/2008 Tachibana D12/163

D575,686 S * 8/2008 Fukui et al. D12/163

D583,283 S * 12/2008 Cunningham D12/163

D584,198 S * 1/2009 Tamura D12/163

* cited by examiner

Primary Examiner—Melody N Brown

(74) *Attorney, Agent, or Firm*—Edwards Angell Palmer &
Dodge LLP; Peter F. Corless; Kongsik Kim

(57) **CLAIM**

The ornamental design for a vehicle radiator grill, as shown and described.

DESCRIPTION

FIG. 1 is a perspective view of a vehicle radiator grill according to the present invention.

FIG. 2 is a front view of the vehicle radiator grill of FIG. 1.

FIG. 3 is a rear view of the vehicle radiator grill of FIG. 1.

FIG. 4 is a left side view of the vehicle radiator grill of FIG. 1.

FIG. 5 is a right side view of the vehicle radiator grill of FIG. 1.

FIG. 6 is a top view of the vehicle radiator grill of FIG. 1; and,

FIG. 7 is a bottom view of the vehicle radiator grill of FIG. 1.

1 Claim, 7 Drawing Sheets



Fig. 1



Fig. 2




Fig. 3




Fig. 4




Fig. 5




Fig. 6




Fig. 7

