



US00D598806S

(12) **United States Design Patent**  
**Rosenkötter**

(10) **Patent No.:** **US D598,806 S**

(45) **Date of Patent:** **\*\* Aug. 25, 2009**

(54) **DECORATIVE ORNAMENT**

(76) **Inventor:** **Torsten Rosenkötter**, Waldstrasse 7a,  
Ahrensburg (DE) 22926

(\*\*) **Term:** **14 Years**

(21) **Appl. No.:** **29/328,100**

(22) **Filed:** **Nov. 18, 2008**

(30) **Foreign Application Priority Data**

May 20, 2008 (DE) ..... 402008002509

(51) **LOC (9) Cl.** ..... **11-05**

(52) **U.S. Cl.** ..... **D11/117; D11/121**

(58) **Field of Classification Search** ..... D11/117,  
D11/121, 124, 125, 127, 131, 132, 133, 134,  
D11/157, 158; 428/7, 8, 9, 11  
See application file for complete search history.

(56) **References Cited**

**U.S. PATENT DOCUMENTS**

3,035,162	A *	5/1962	Emmich	.....	362/267
3,694,648	A *	9/1972	Yates	.....	362/311.03
3,873,880	A *	3/1975	Riddell	.....	315/53
D253,282	S *	10/1979	Lynch	.....	D11/127
4,196,238	A *	4/1980	Wiggins	.....	428/11
5,378,512	A *	1/1995	Van Wyk	.....	428/11
D355,389	S *	2/1995	Wang	.....	D11/121
5,458,930	A *	10/1995	Brown	.....	428/11
D384,824	S *	10/1997	Johnson	.....	D6/314
5,688,567	A *	11/1997	Daulton	.....	428/11

D387,003	S *	12/1997	Au	.....	D11/121
D416,826	S *	11/1999	Newsome	.....	D11/121
D427,936	S *	7/2000	Reif	.....	D11/121
D435,803	S *	1/2001	Viele et al.	.....	D11/125
6,217,956	B1 *	4/2001	Heidkamp	.....	428/11
6,399,167	B1 *	6/2002	Lewis, Jr.	.....	428/11
D462,032	S *	8/2002	Schmauz-Grimsel	.....	D11/121
D471,839	S *	3/2003	Kitras	.....	D11/131
D491,484	S *	6/2004	Tyler	.....	D11/121
2004/0137170	A1 *	7/2004	Yu	.....	428/11
2008/0160224	A1 *	7/2008	Nakamura	.....	428/7

\* cited by examiner

*Primary Examiner*—Prabhakar Deshmukh

*Assistant Examiner*—Elizabeth J Oswecki

(74) *Attorney, Agent, or Firm*—Smartpat PLC; Axel Nix

(57) **CLAIM**

I claim the ornamental design for a decorative ornament, as shown and described.

**DESCRIPTION**

FIG. 1 is a perspective view of a decorative ornament showing my new design.

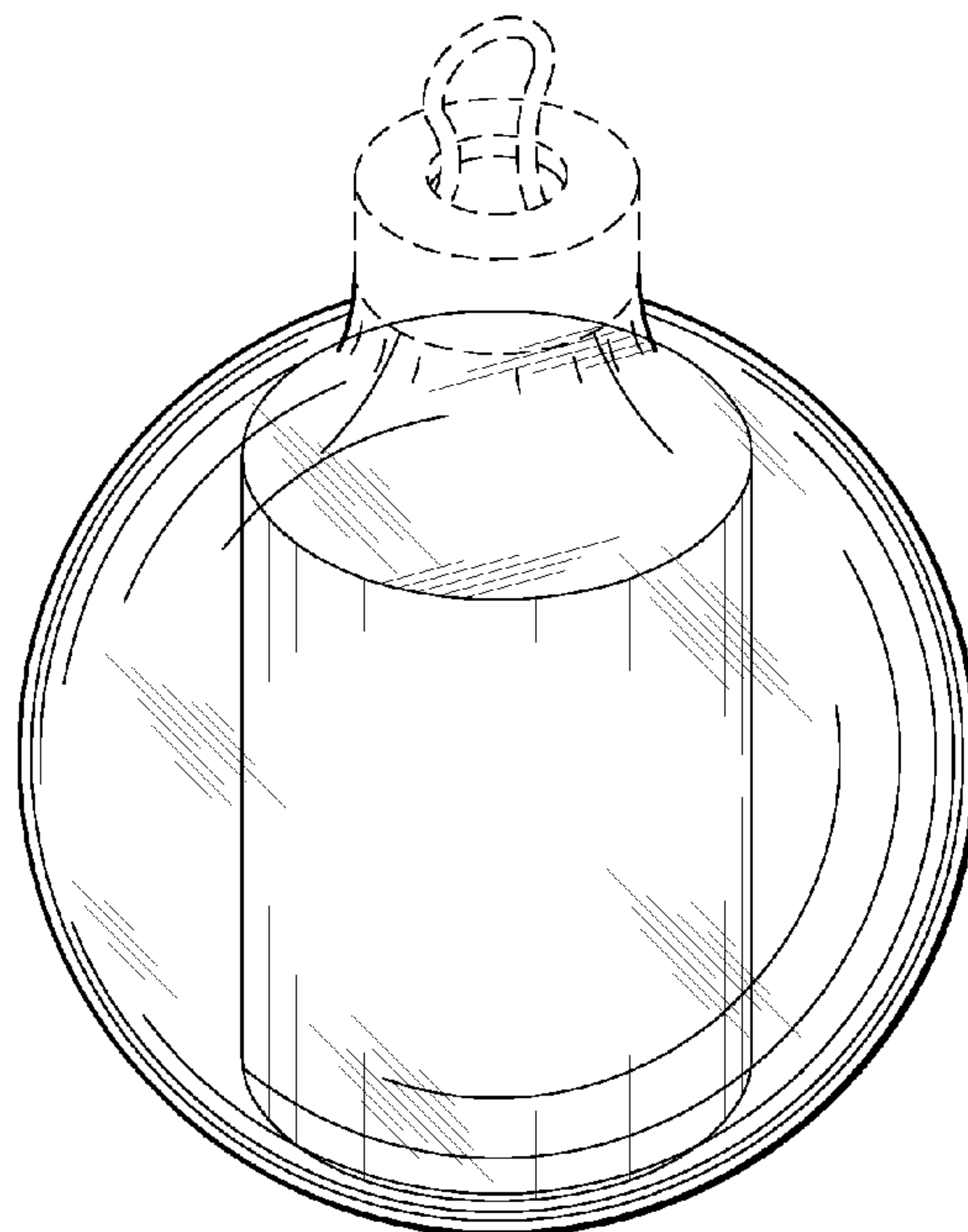
FIG. 2 is a front view thereof, with the left side view, right side view and rear view being identical thereof;

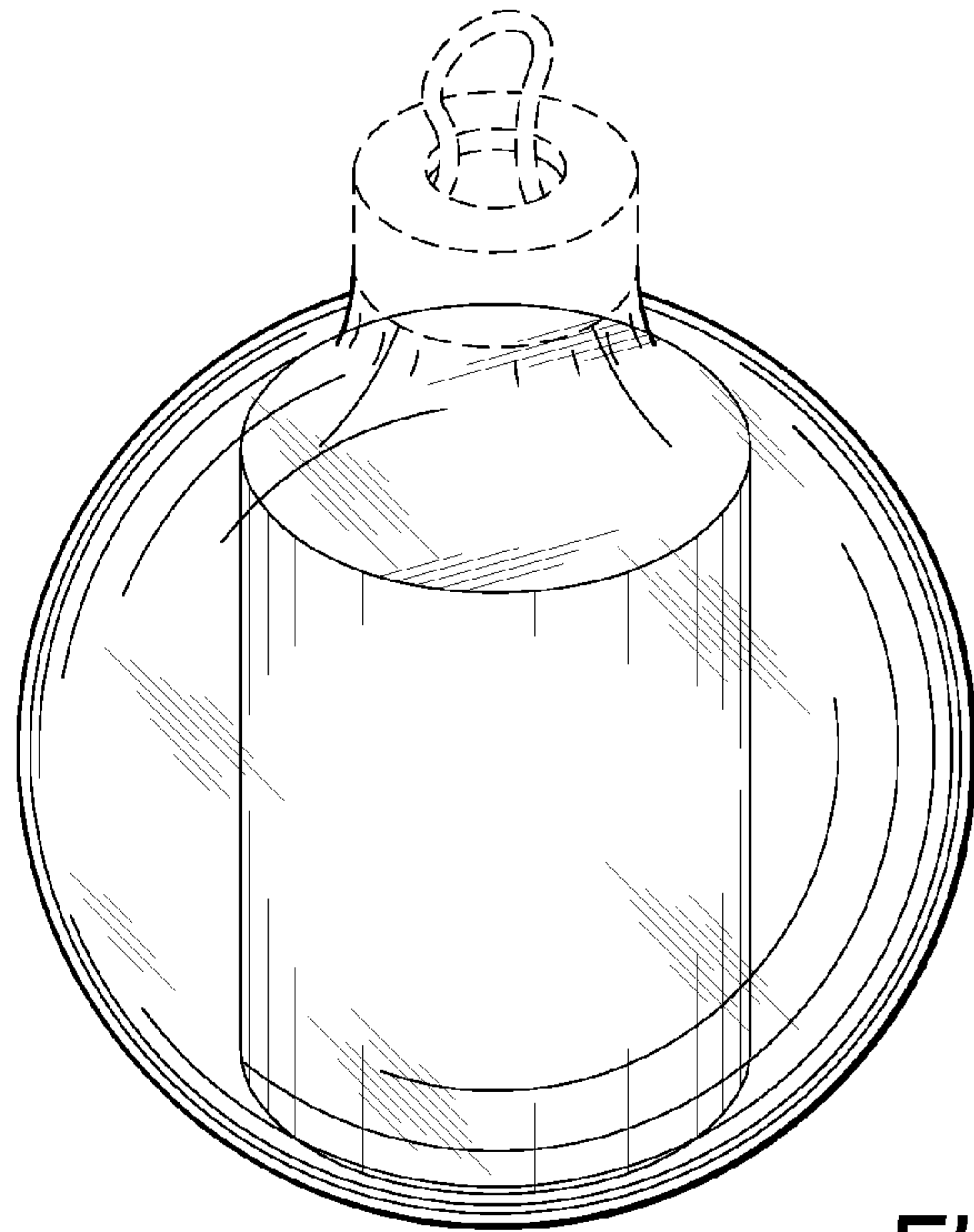
FIG. 3 is a top view thereof; and,

FIG. 4 is a bottom view thereof.

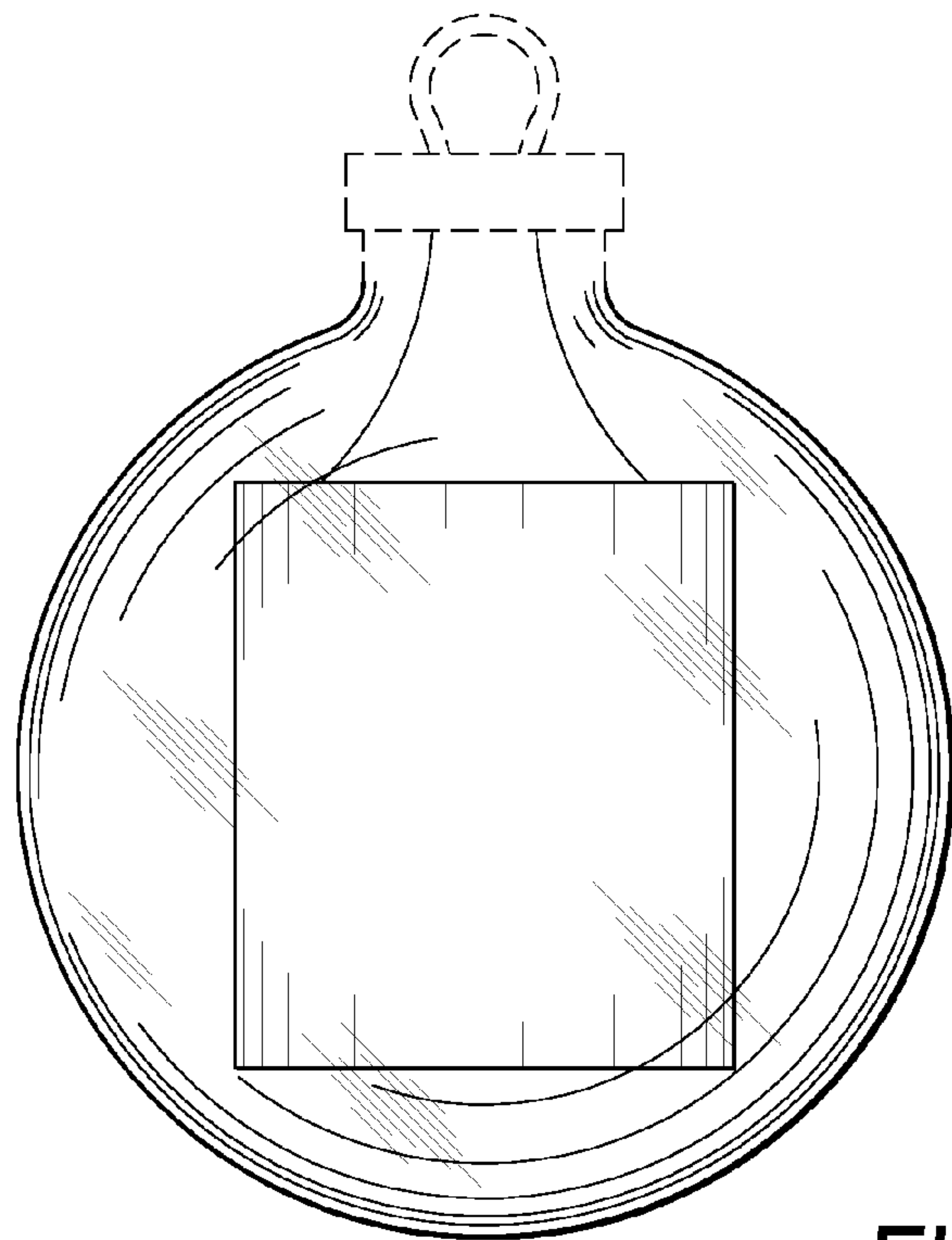
The broken line showing of the hanger is for illustrative purposes only and forms no part of the claimed design.

**1 Claim, 2 Drawing Sheets**

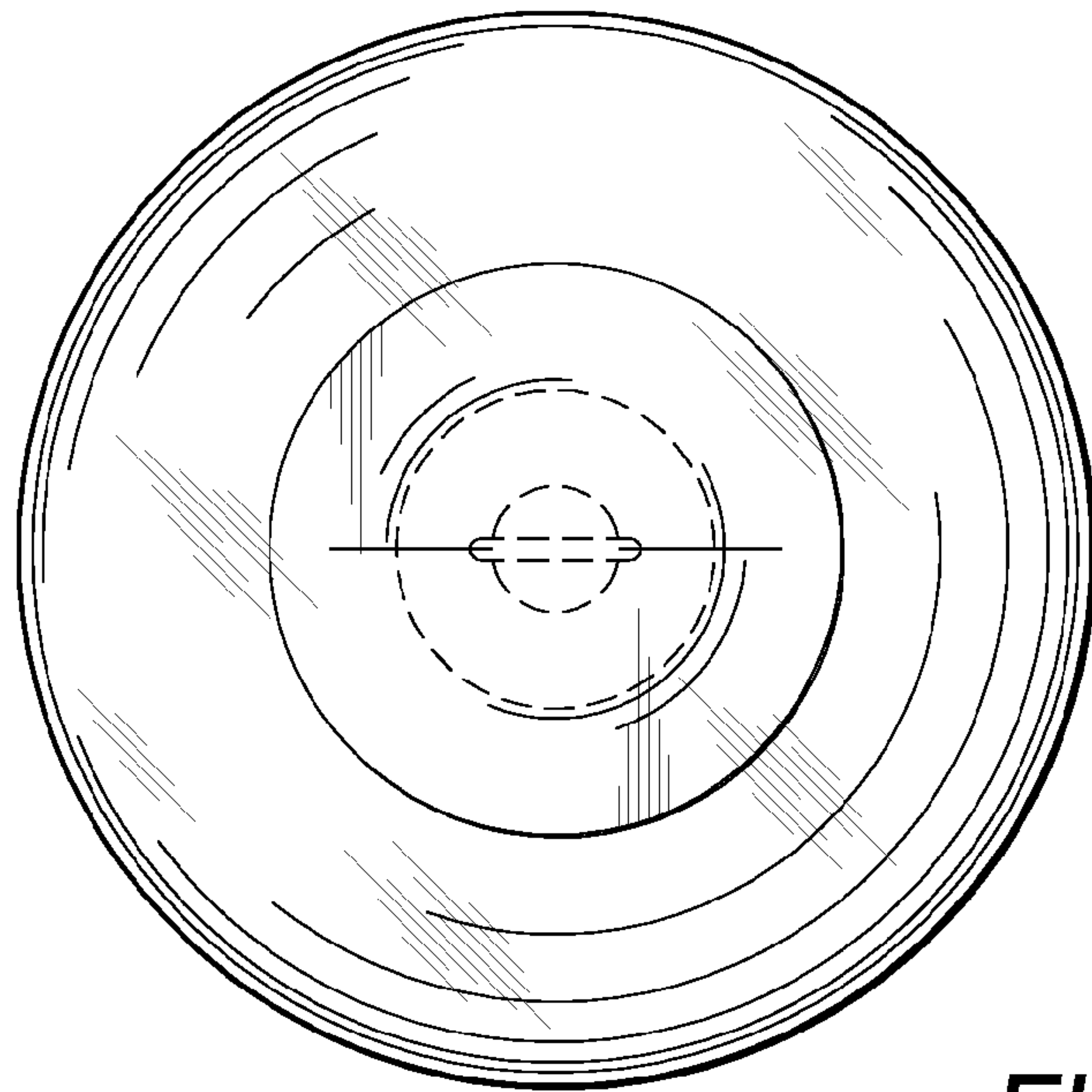




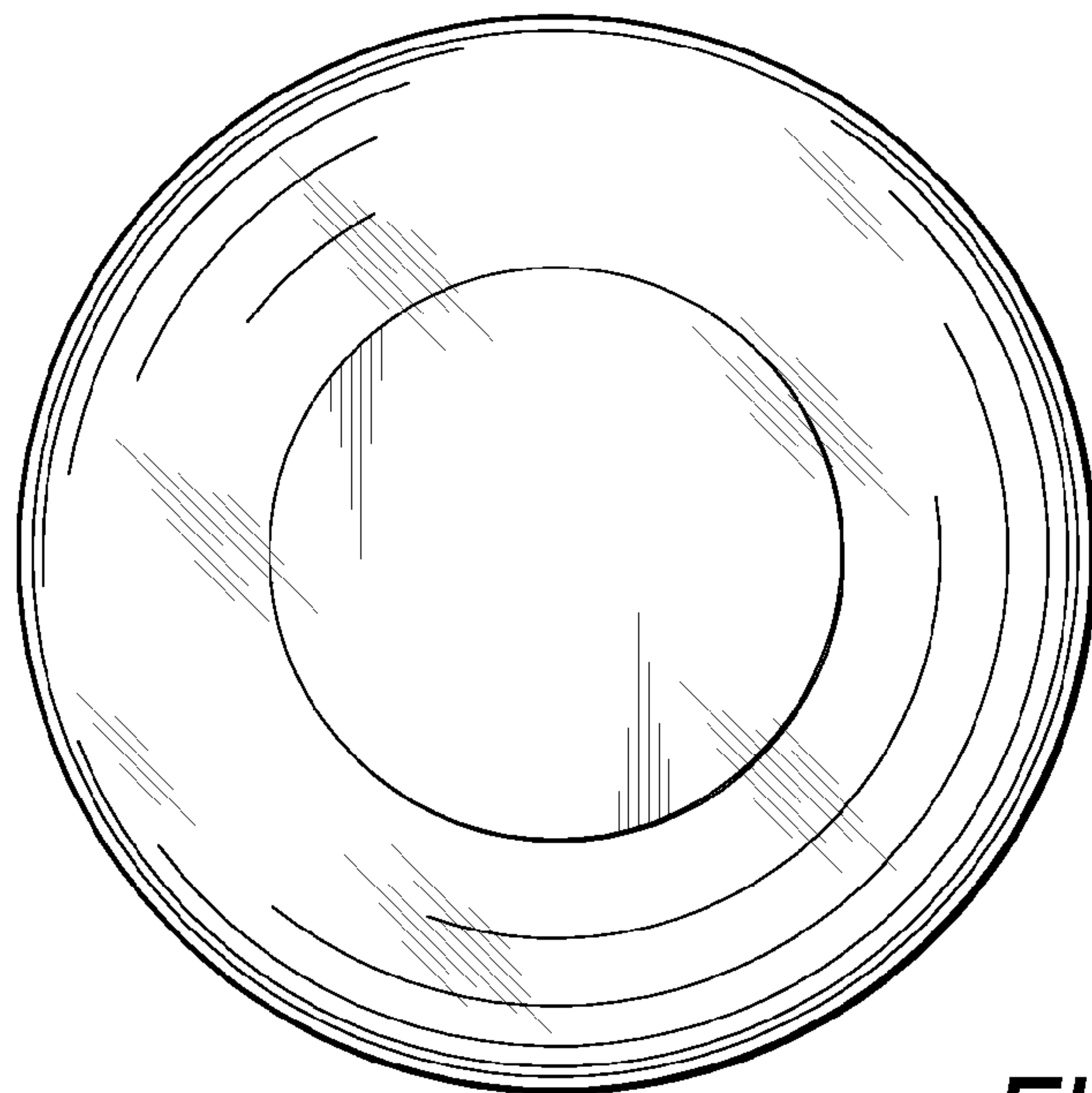
**FIG. 1**



**FIG. 2**



**FIG. 3**



**FIG. 4**