



US00D598795S

(12) **United States Design Patent**
Yu et al.

(10) **Patent No.:** **US D598,795 S**
(45) **Date of Patent:** **** Aug. 25, 2009**

(54) **RULER**

D444,082 S * 6/2001 Lynberg D10/71

(75) Inventors: **Fei Yu**, Ningbo (CN); **Jie Ge**, Ningbo (CN)

* cited by examiner

(73) Assignee: **Beifa Group Co., Ltd.**, Ningbo (CN)

Primary Examiner—Antoine D Davis
(74) *Attorney, Agent, or Firm*—Christensen O'Connor Johnson Kindness PLLC

(**) Term: **14 Years**

(21) Appl. No.: **29/329,984**

(57) **CLAIM**

(22) Filed: **Dec. 24, 2008**

The ornamental design for a ruler, as shown and described.

(30) **Foreign Application Priority Data**

DESCRIPTION

Jun. 24, 2008 (CN) 2008 3 0139766

(51) **LOC (9) Cl.** **10-04**

(52) **U.S. Cl.** **D10/71**

(58) **Field of Classification Search** D10/71;
33/483-494

See application file for complete search history.

FIG. 1 is a bottom plan view of a ruler showing our new design;

FIG. 2 is a rear elevation view thereof;

FIG. 3 is a top plan view thereof;

FIG. 4 is a front elevation view thereof;

FIG. 5 is an enlarged right side elevation view thereof; and,


FIG. 6 is an enlarged left side elevation view thereof.

(56) **References Cited**

U.S. PATENT DOCUMENTS

D384,697 S * 10/1997 Glaros D10/71

1 Claim, 2 Drawing Sheets



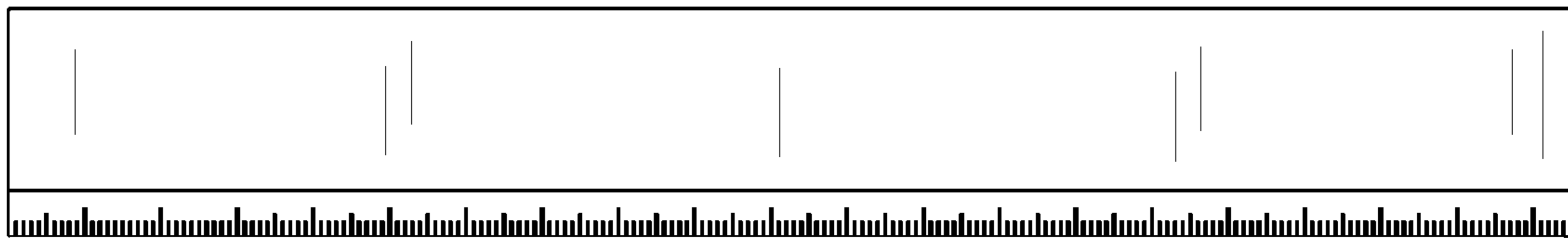


Fig. 1.




Fig. 2.

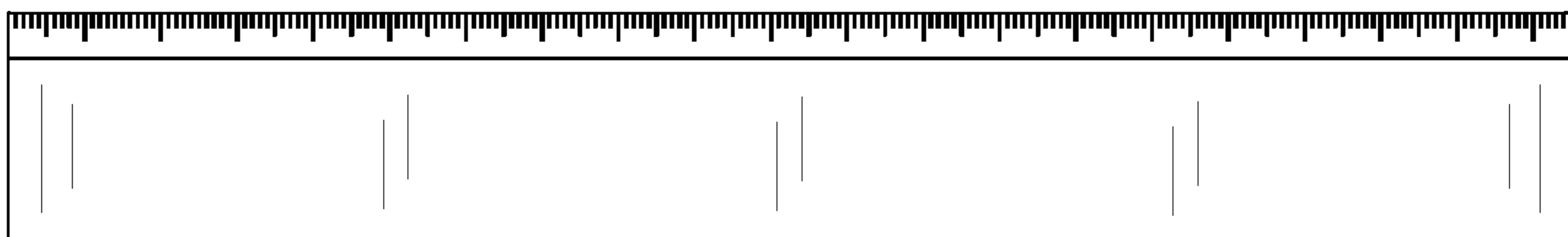


Fig. 3.



Fig. 4.



Fig. 5.

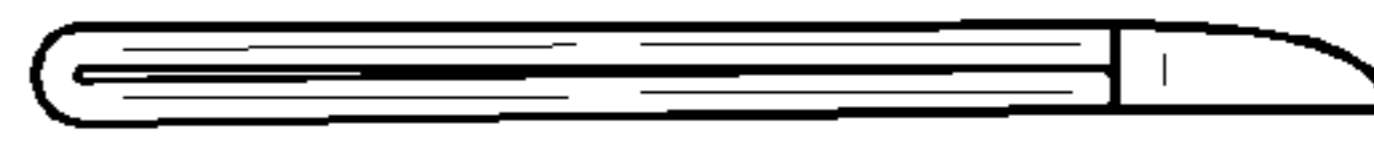


Fig. 6.