



US00D598793S

(12) **United States Design Patent**
Yu et al.

(10) **Patent No.:** **US D598,793 S**

(45) **Date of Patent:** **** Aug. 25, 2009**

(54) **RULER**

D364,177 S * 11/1995 Lewis D10/71

(75) Inventors: **Fei Yu**, Ningbo (CN); **Jie Ge**, Ningbo (CN)

* cited by examiner

(73) Assignee: **Beifa Group Co., Ltd.**, Ningbo (CN)

Primary Examiner—Antoine D Davis

(**) Term: **14 Years**

(74) *Attorney, Agent, or Firm*—Christensen O'Connor Johnson Kindness PLLC

(21) Appl. No.: **29/327,527**

(57) **CLAIM**

(22) Filed: **Nov. 7, 2008**

The ornamental design for a ruler, as shown and described.

(30) **Foreign Application Priority Data**

DESCRIPTION

May 8, 2008 (CN) 2008 3 0120359

FIG. 1 is an upper rear left perspective view of a ruler showing our new design;

(51) **LOC (9) Cl.** **10-04**

FIG. 2 is a bottom plan view thereof;

(52) **U.S. Cl.** **D10/71**

FIG. 3 is a right side elevation view thereof;

(58) **Field of Classification Search** D10/71;
33/483-494

FIG. 4 is a left side elevation view thereof;

See application file for complete search history.

FIG. 5 is a front elevation view thereof;

(56) **References Cited**


FIG. 6 is a top plan view thereof; and,

U.S. PATENT DOCUMENTS

FIG. 7 is a rear elevation view thereof.

D360,149 S * 7/1995 McCubbin D10/71

1 Claim, 3 Drawing Sheets



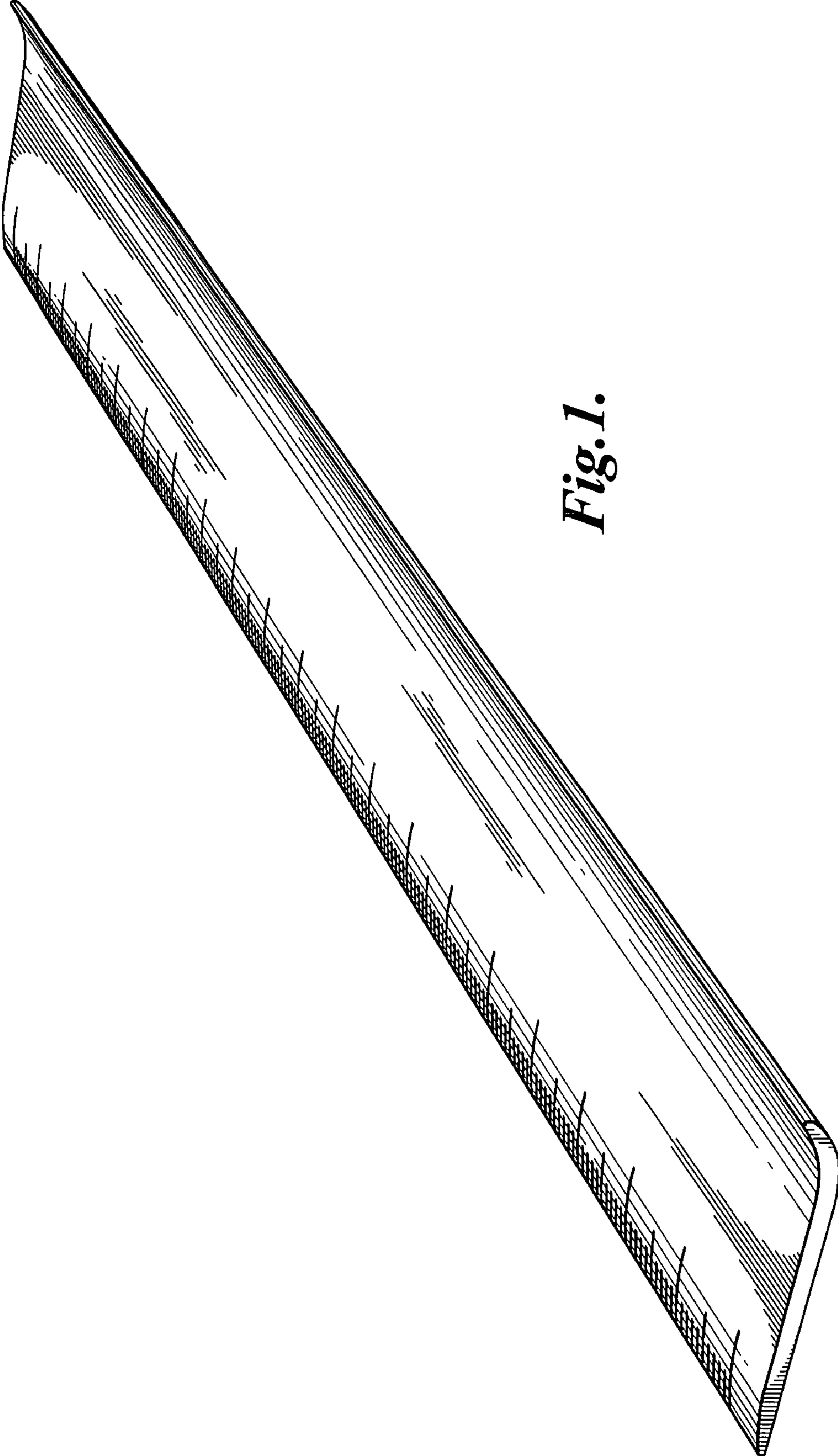


Fig. 1.




Fig. 2.



Fig. 3.



Fig. 4.



Fig. 5.

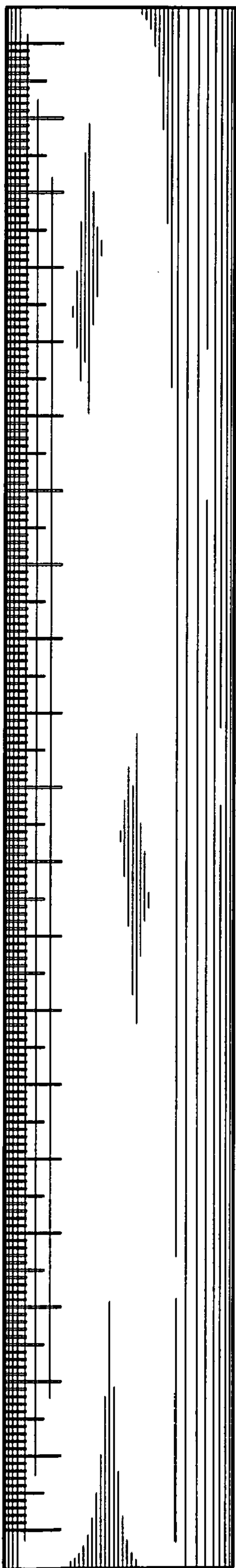


Fig. 6.



Fig. 7.