



US00D598790S

(12) **United States Design Patent**
Denessen et al.

(10) **Patent No.:** **US D598,790 S**

(45) **Date of Patent:** **** Aug. 25, 2009**

(54) **SCOREBOARD FOR TENNIS COURTS**

(75) Inventors: **Henk Denessen**, Tegelen (NL); **Rene Schreurs**, Belfeld (NL)

(73) Assignee: **Demetal Design BV** (NL)

(**) Term: **14 Years**

(21) Appl. No.: **29/282,392**

(22) Filed: **Jul. 18, 2007**

(51) **LOC (9) Cl.** **21-01**

(52) **U.S. Cl.** **D10/46.1**

(58) **Field of Classification Search** D10/46,
D10/45.1; 116/222–225; 235/1 B, 90; 340/323 R,
340/999; 273/281, 282.1, 287, 236, 148 A
See application file for complete search history.

(56) **References Cited**

U.S. PATENT DOCUMENTS

3,576,176	A *	4/1971	Pickett	118/500
5,329,874	A *	7/1994	Posey	116/222
D368,863	S *	4/1996	Ballard	D10/46.1
D418,431	S *	1/2000	Niksich	D10/46.1

D432,031	S *	10/2000	Miller et al.	D10/46.1
6,578,513	B1 *	6/2003	Niksich	116/222
2004/0016391	A1 *	1/2004	Gordon	116/223

* cited by examiner

Primary Examiner—Prabhakar Deshmukh

(74) *Attorney, Agent, or Firm*—Miller & Martin PLLC

(57) **CLAIM**

The ornamental design for a scoreboard for tennis courts, as shown and described.

DESCRIPTION

FIG. 1 is a front elevational view of a scoreboard for tennis courts showing our new design;

FIG. 2 is a rear elevational view thereof;

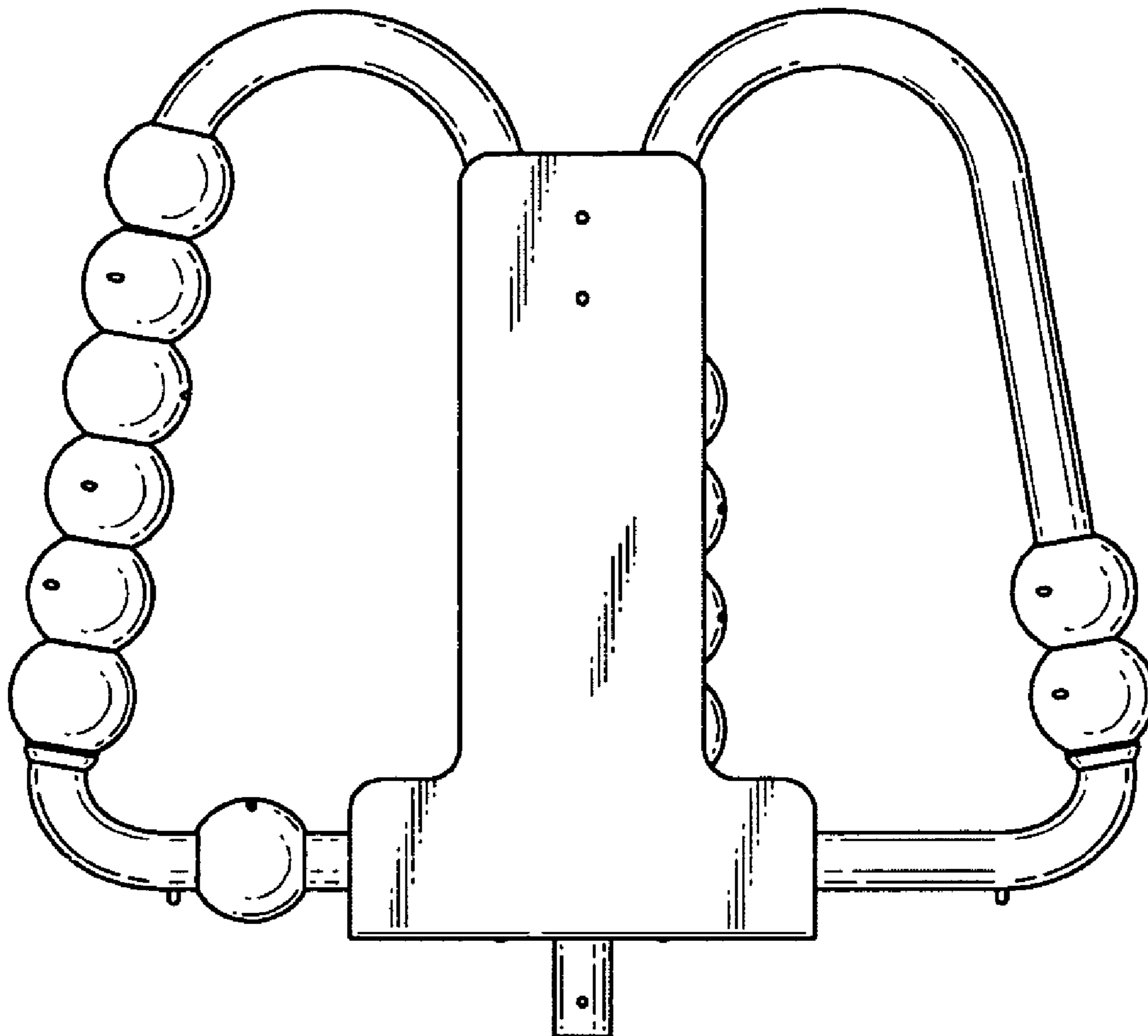
FIG. 3 is a side elevational view thereof;

FIG. 4 is a top plan view thereof; and,

FIG. 5 is a bottom plan view thereof.

The balls in various views of the drawing are shown in alternate positions for clarity of illustration.

1 Claim, 3 Drawing Sheets



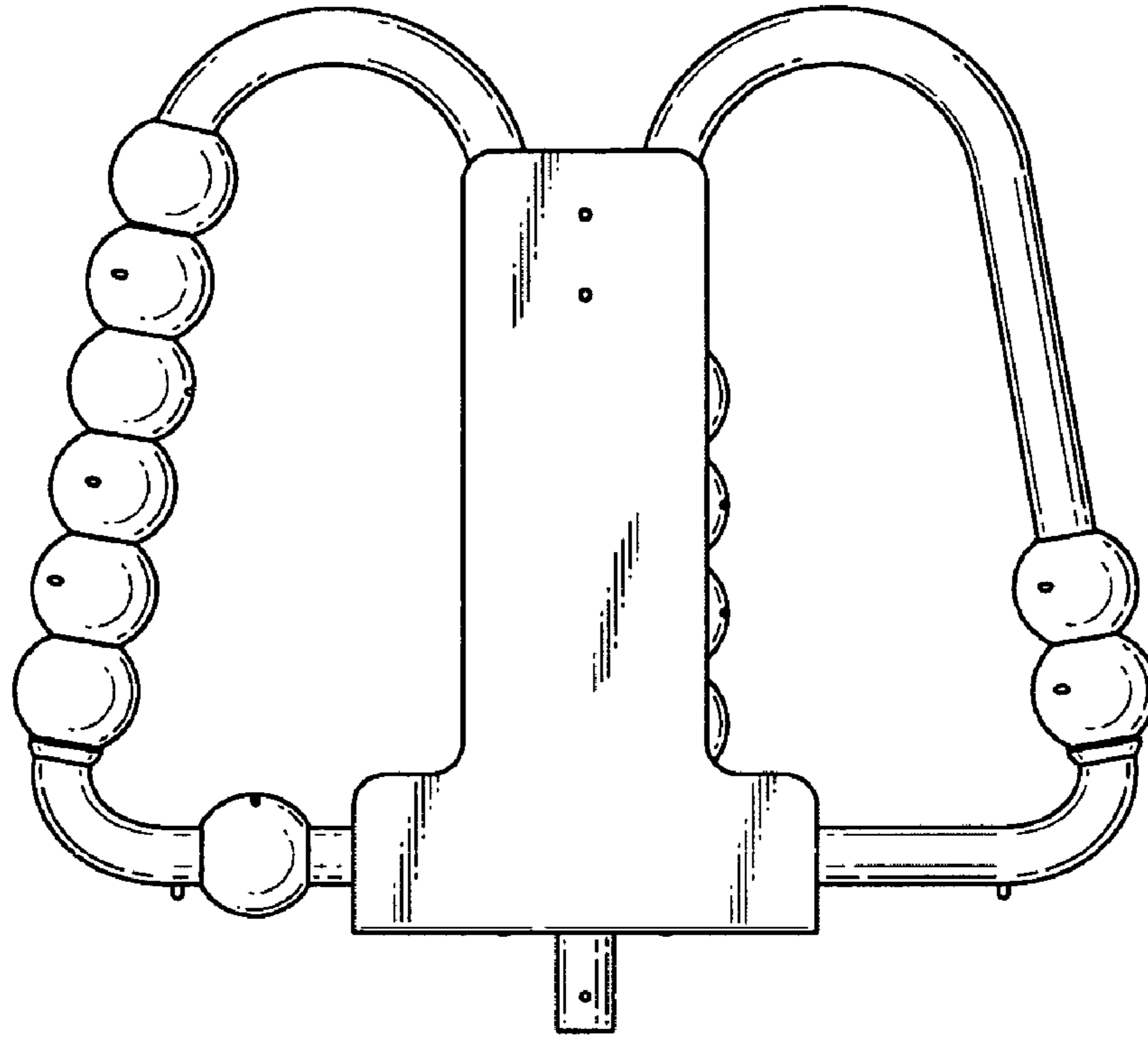


FIG. 1

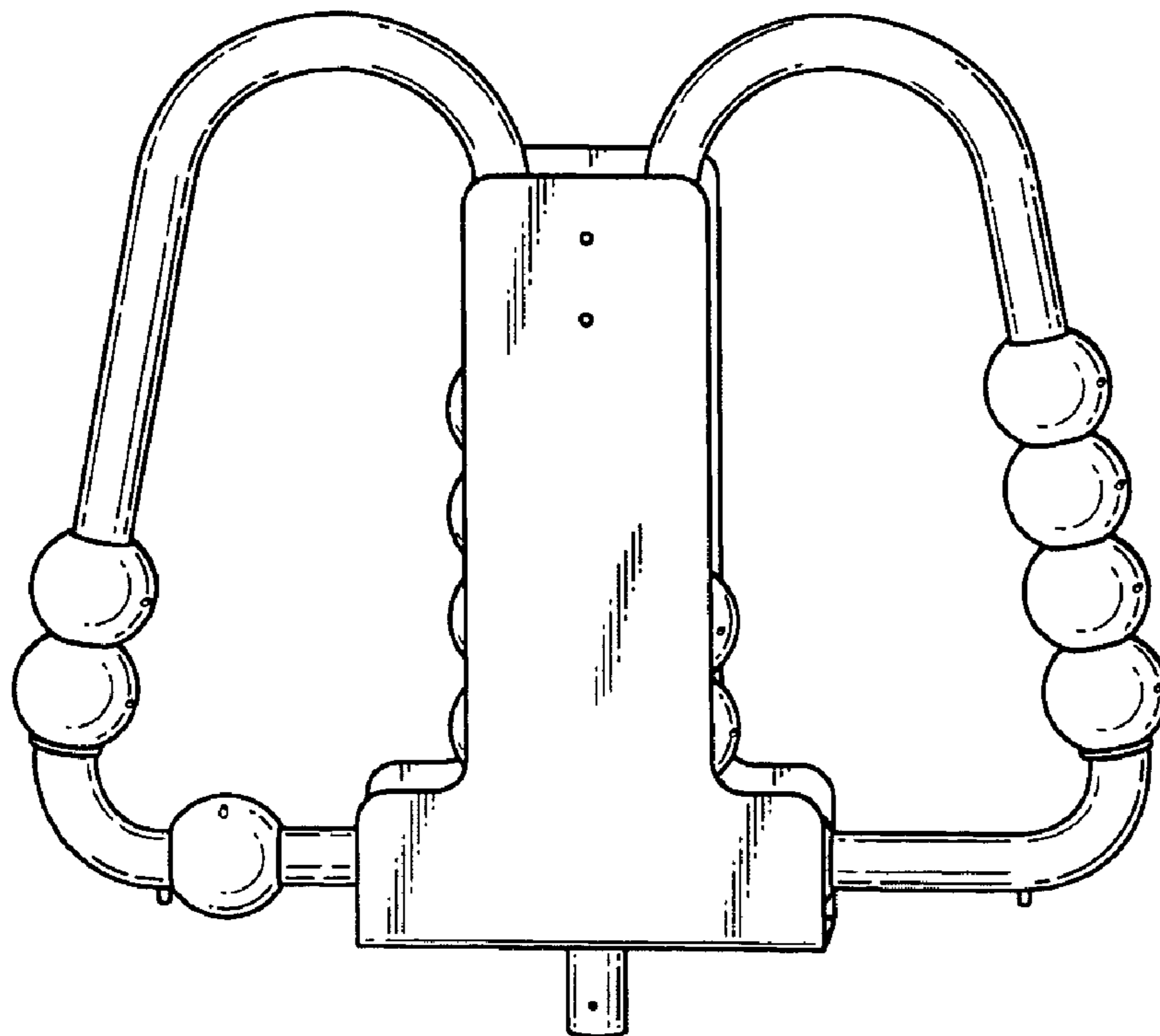


FIG. 2

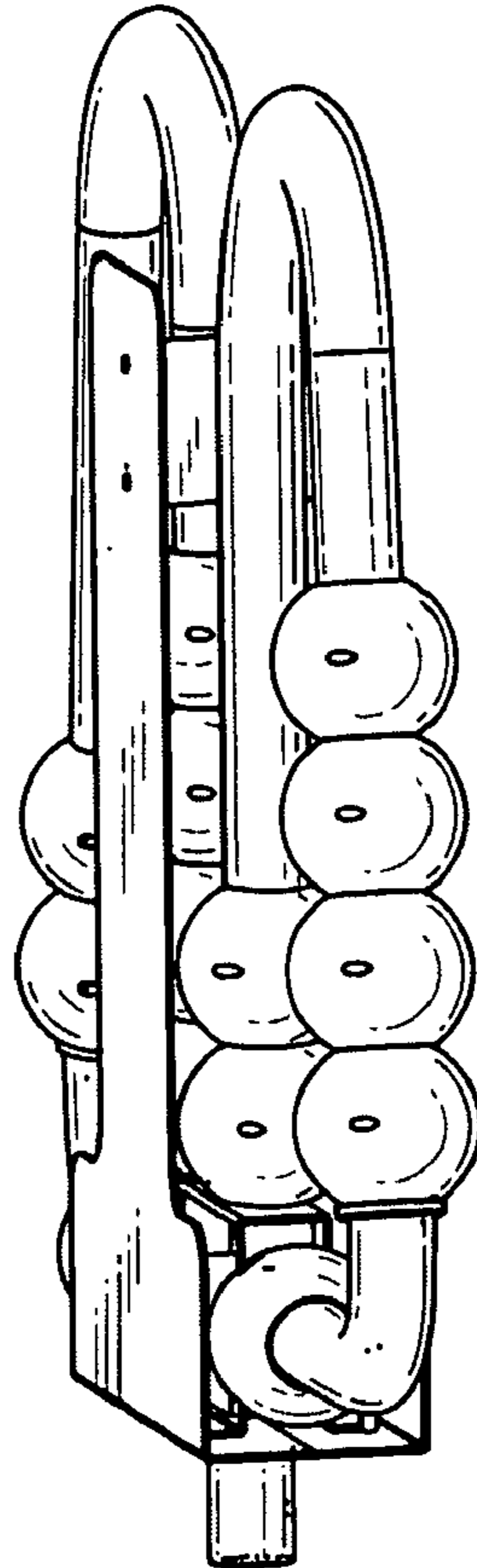


FIG. 3

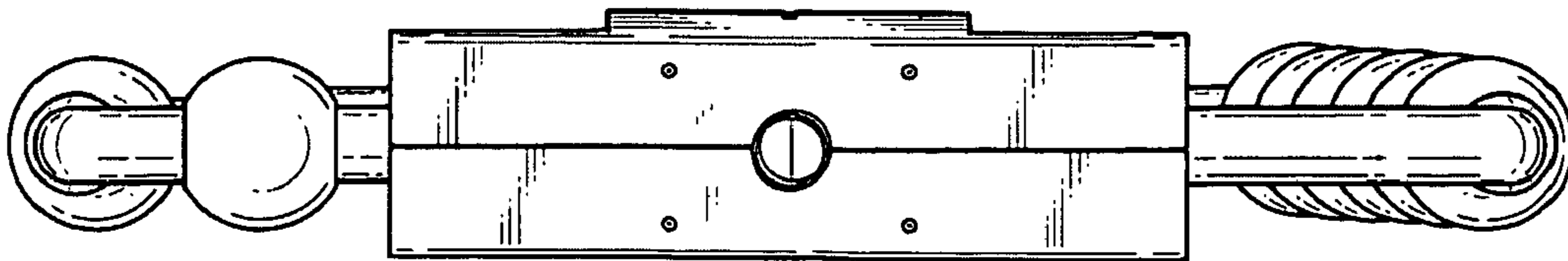


FIG. 4

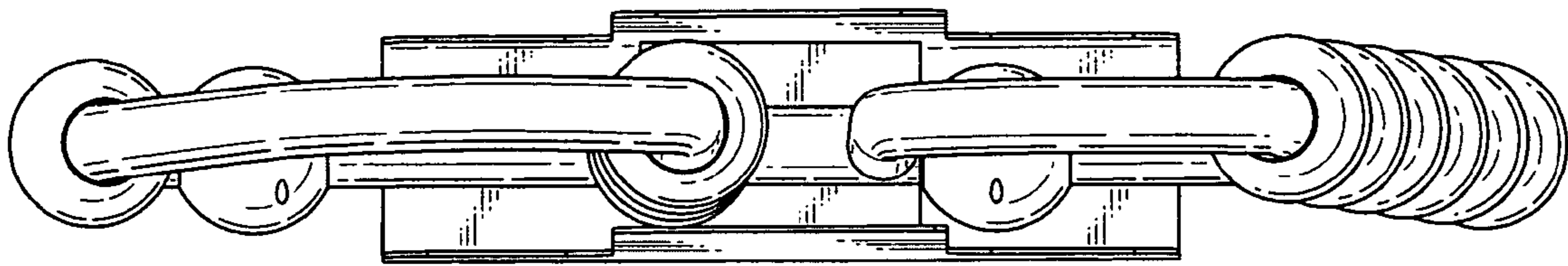


FIG. 5