



US00D598789S

(12) **United States Design Patent**
Jorst et al.

(10) **Patent No.:** **US D598,789 S**

(45) **Date of Patent:** **** Aug. 25, 2009**

(54) **WATCH**

(75) Inventors: **Charlotte Kjolbe Jorst**, Reno, NV
(US); **Henrik Jorst**, Reno, NV (US)

(73) Assignee: **Skagen Designs, Ltd**, Reno, NV (US)

(**) Term: **14 Years**

(21) Appl. No.: **29/310,801**

(22) Filed: **Sep. 12, 2008**

(51) **LOC (9) Cl.** **10-02**

(52) **U.S. Cl.** **D10/38**

(58) **Field of Classification Search** D10/30-39;
368/276, 281, 282, 285

See application file for complete search history.

(56) **References Cited**

U.S. PATENT DOCUMENTS

| | | | | | | |
|-----------|---|---|---------|---------------|-------|---------|
| 4,855,973 | A | * | 8/1989 | Crocco | | 368/282 |
| D323,122 | S | * | 1/1992 | Severin | | D10/32 |
| D323,785 | S | * | 2/1992 | Tse | | D10/32 |
| D329,020 | S | * | 9/1992 | Iwata | | D10/30 |
| D362,396 | S | * | 9/1995 | Chester | | D10/32 |
| D400,445 | S | * | 11/1998 | Voegeli | | D10/32 |
| D402,211 | S | * | 12/1998 | Miyake et al. | | D10/39 |
| D405,016 | S | * | 2/1999 | Bach | | D10/32 |

| | | | | | | |
|----------|---|---|---------|------------|-------|--------|
| D420,920 | S | * | 2/2000 | Bach | | D10/32 |
| D423,950 | S | * | 5/2000 | Bulgari | | D10/32 |
| D452,174 | S | * | 12/2001 | Giardiello | | D10/32 |
| D457,441 | S | * | 5/2002 | Modolo | | D10/39 |
| D457,815 | S | * | 5/2002 | Modolo | | D10/32 |
| D460,000 | S | * | 7/2002 | Glauser | | D10/32 |
| D479,472 | S | * | 9/2003 | Pequignet | | D10/32 |
| D555,520 | S | * | 11/2007 | Strasser | | D10/39 |

* cited by examiner

Primary Examiner—Lucy Lieberman

(57) **CLAIM**

The ornamental design for a watch, as shown and described.

DESCRIPTION

FIG. 1 is a front elevation of a watch showing our new design;

FIG. 2 is a right side elevation thereof;

FIG. 3 is a left side elevation thereof;

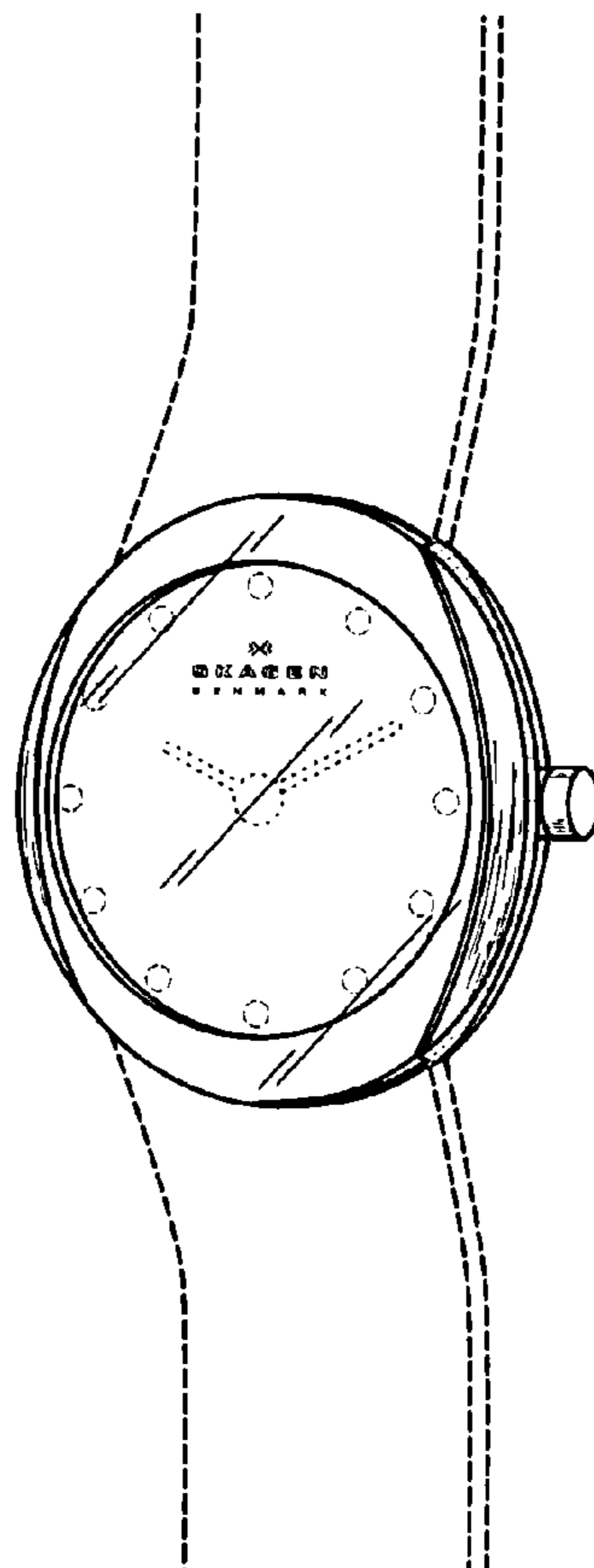
FIG. 4 is a rear elevation thereof;

FIG. 5 is a front and right side perspective view thereof; and,

FIG. 6 is a bottom view thereof.

The broken lines in the drawings are for illustrative purposes only and do not form part of the claimed design.

1 Claim, 2 Drawing Sheets



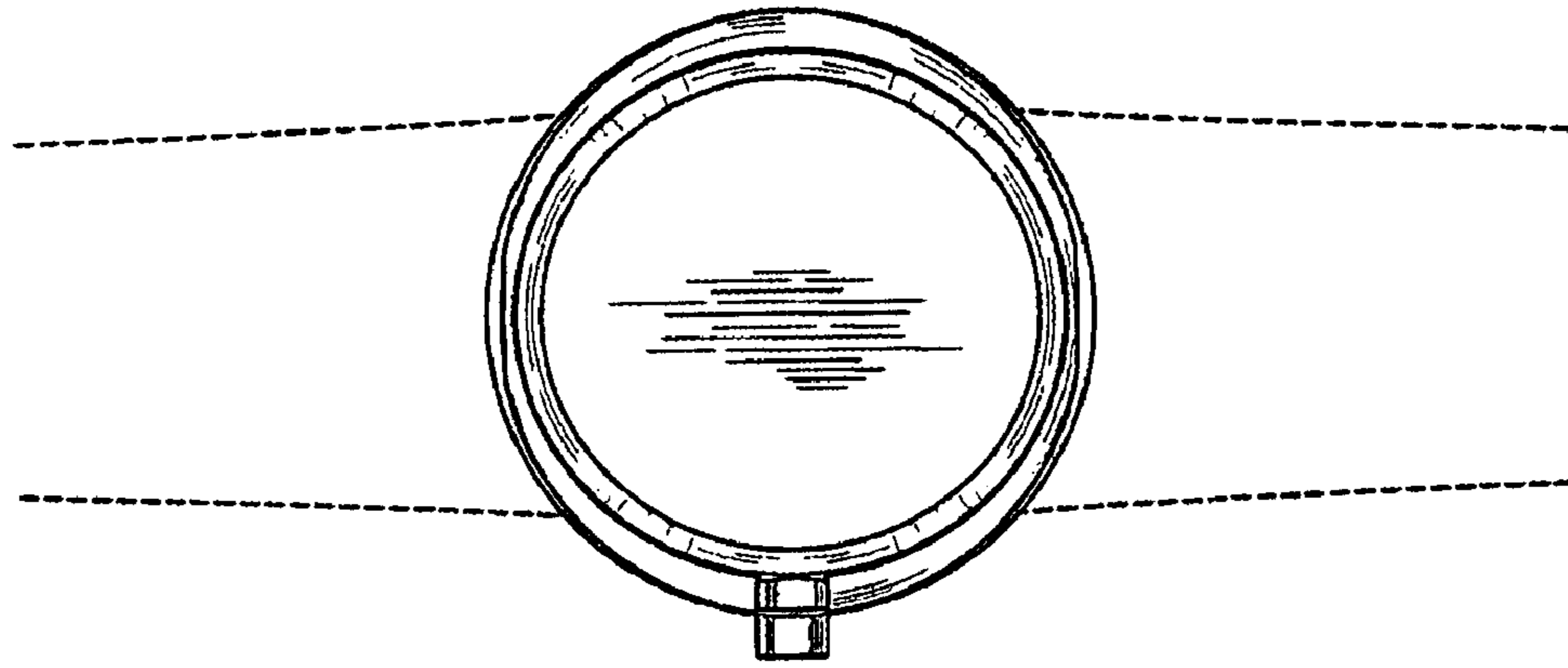


FIG 4

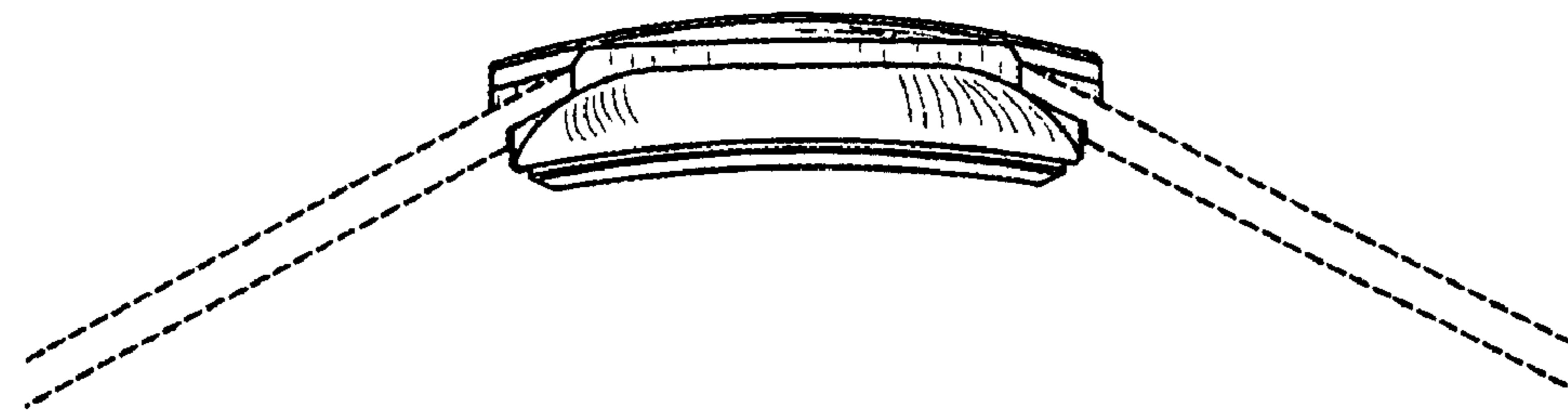


FIG 3

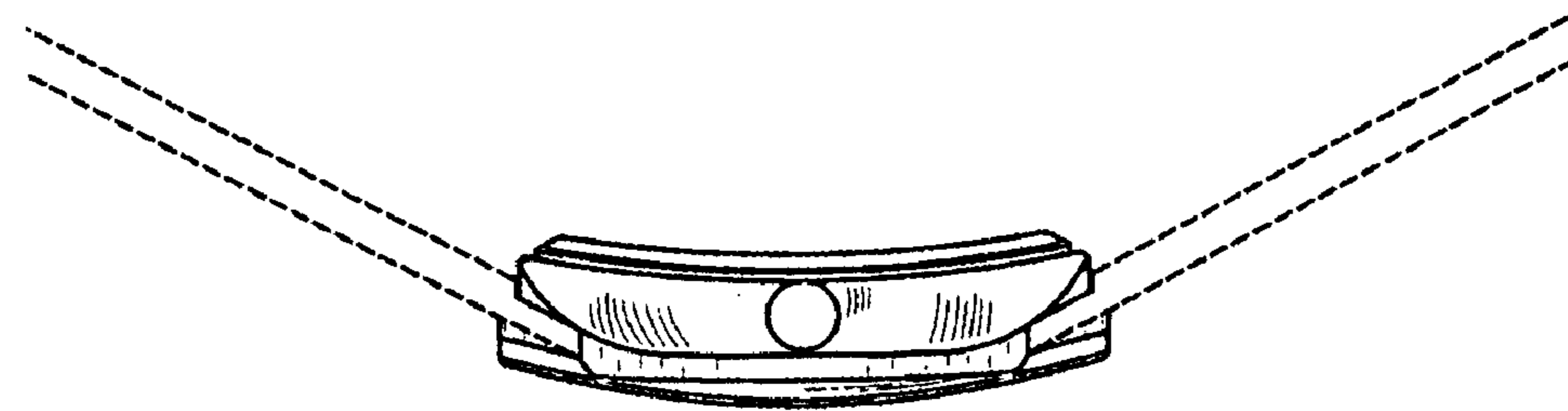


FIG 2

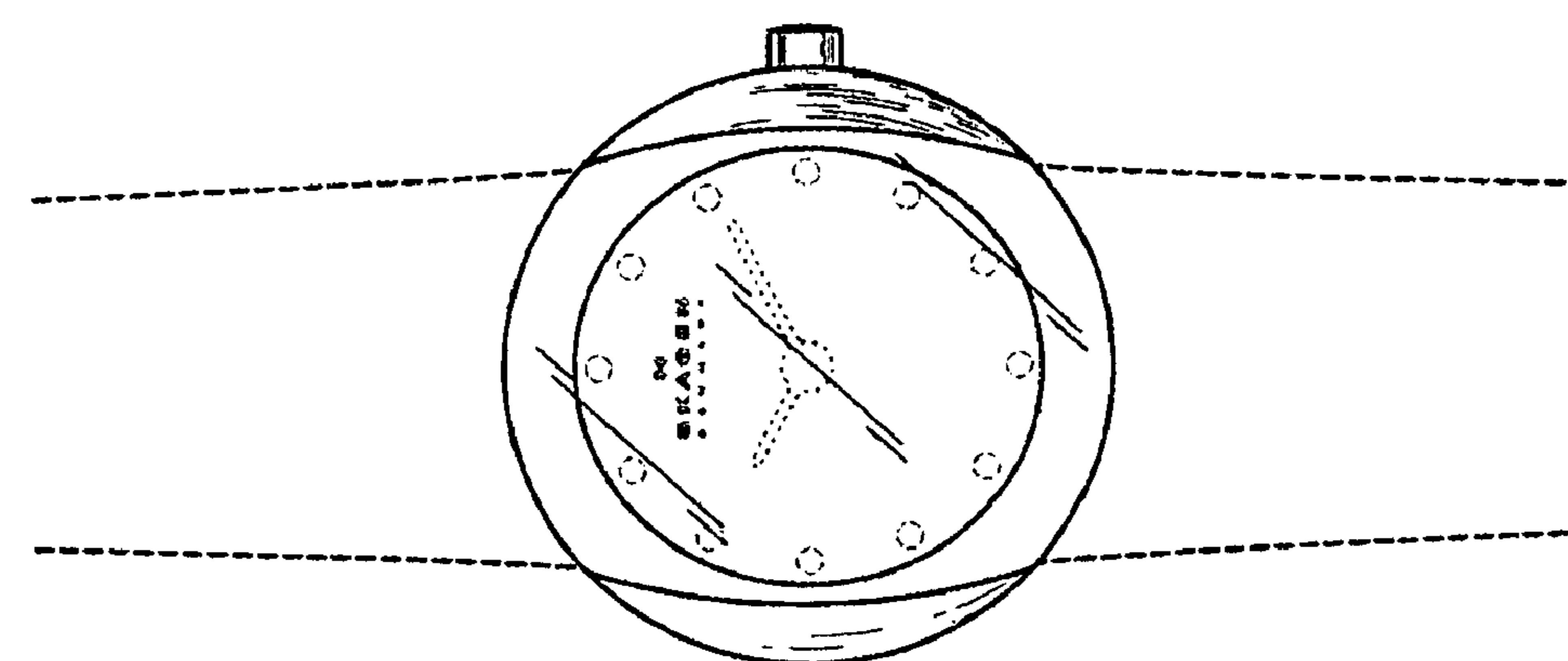


FIG 1

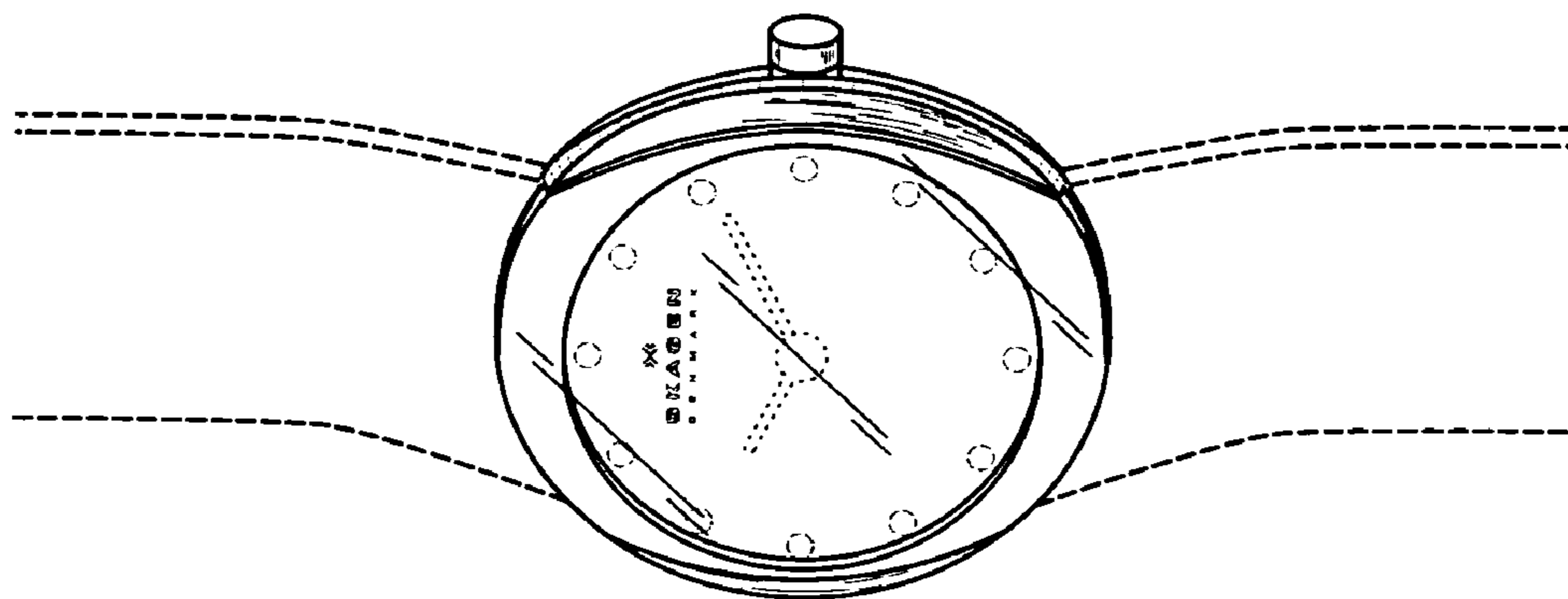


FIG 5

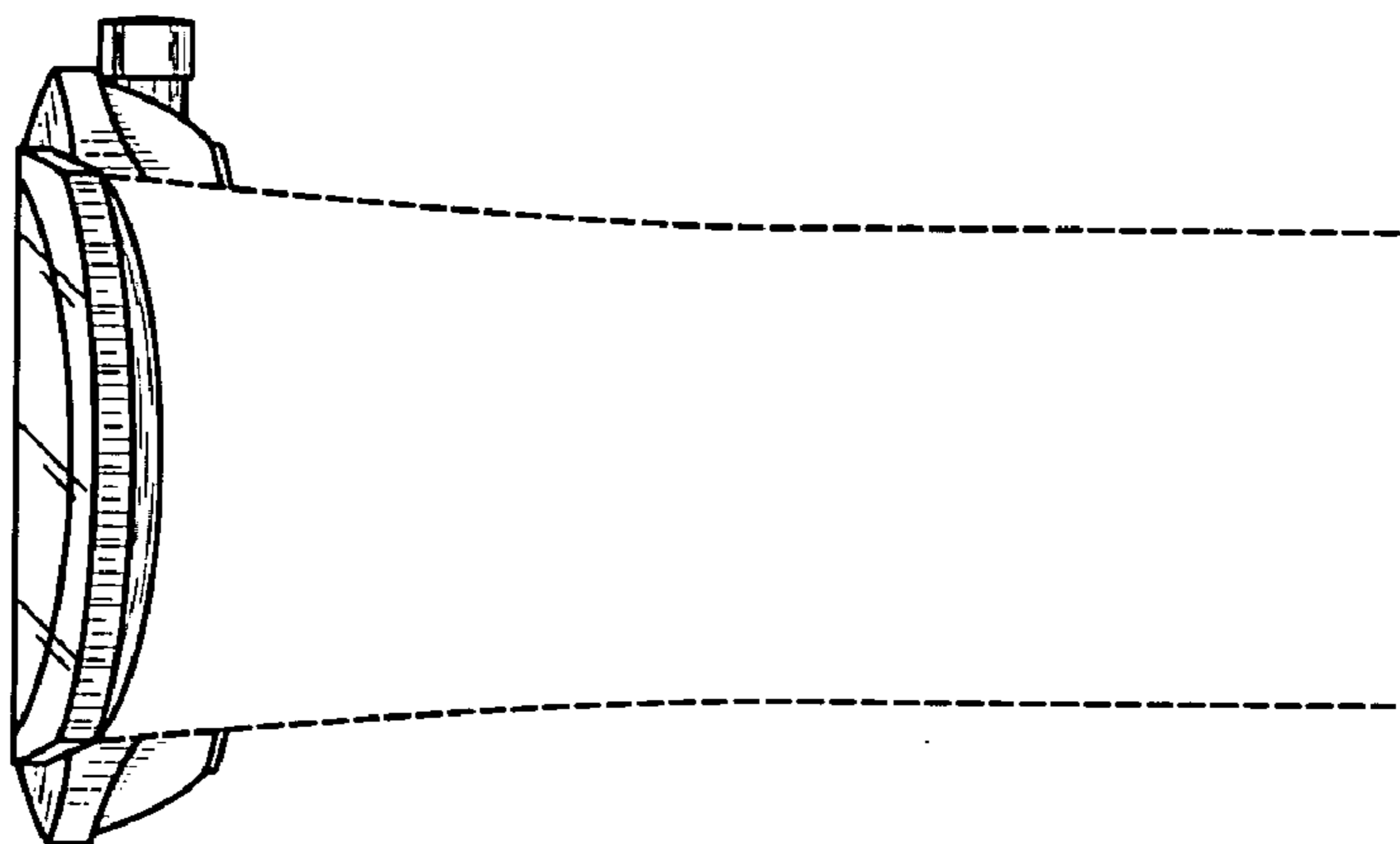


FIG 6