



US00D598784S

(12) **United States Design Patent**  
**Anderson et al.**

(10) **Patent No.:** **US D598,784 S**

(45) **Date of Patent:** **\*\* Aug. 25, 2009**

(54) **DOUBLE BAG**

(75) Inventors: **Mark L. Anderson**, 303 S. McKay Ave.,  
Spring Valley, WI (US) 54767; **Sylvan L. Johnson**, Woodville, WI (US)

(73) Assignee: **Mark L. Anderson**, Spring Valley, WI  
(US)

(\*\*) Term: **14 Years**

(21) Appl. No.: **29/312,878**

(22) Filed: **Nov. 20, 2008**

(51) **LOC (9) Cl.** ..... **09-05**

(52) **U.S. Cl.** ..... **D9/708**

(58) **Field of Classification Search** ..... D9/708,  
D9/711, 720-722, 417; 222/464.2, 107;  
383/9, 6, 22, 901, 96, 41, 44; 604/408, 410,  
604/403; D24/118, 207; 128/114.1, DIG. 24  
See application file for complete search history.

(56) **References Cited**

**U.S. PATENT DOCUMENTS**

- D257,287 S \* 10/1980 Pagels ..... D24/118
- D263,476 S \* 3/1982 Sasaki ..... D16/213
- D266,533 S \* 10/1982 Wilson et al. .... D24/118
- D291,491 S \* 8/1987 Larkin ..... D24/118
- D336,034 S \* 6/1993 Rebilas ..... D9/709
- D341,157 S \* 11/1993 Kitahara et al. .... D18/56
- D351,228 S \* 10/1994 Weiler et al. .... D24/118

- 5,417,681 A \* 5/1995 Miyake et al. .... 604/410
- 5,647,511 A \* 7/1997 Bond ..... 222/105
- D413,258 S \* 8/1999 Voller ..... D9/708
- D439,328 S \* 3/2001 Nielsen ..... D24/118

\* cited by examiner

*Primary Examiner*—Joel Sincavage

*Assistant Examiner*—Abraham Bahta

(74) *Attorney, Agent, or Firm*—Skinner and Associates

(57) **CLAIM**

The ornamental design for a double bag, as shown and described.

**DESCRIPTION**

FIG. 1 is a perspective view of a double bag showing our new design;

FIG. 2 is a top view, the bottom view being a mirror image thereof;

FIG. 3 is a side view, the opposite side view being a mirror image thereof;

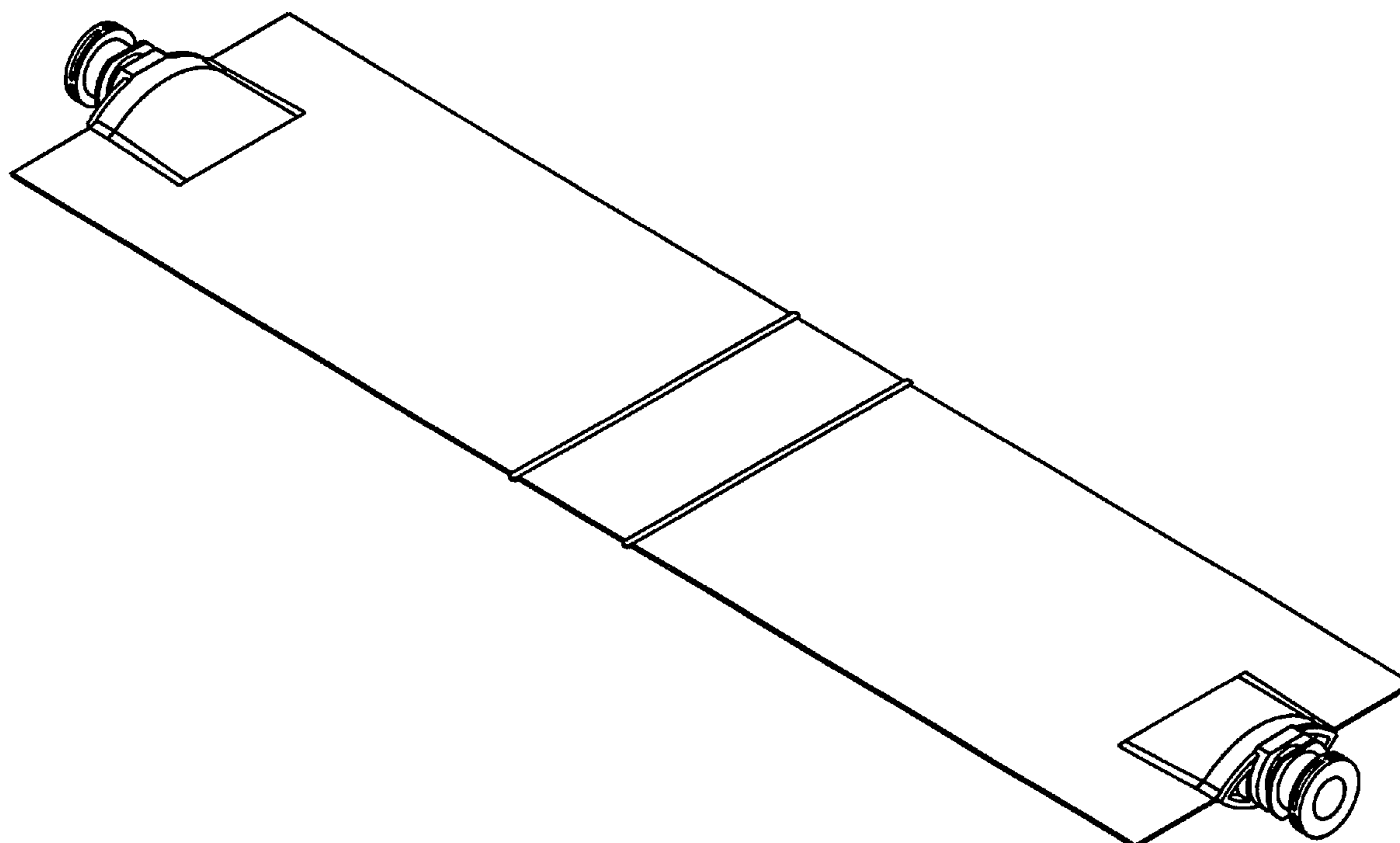
FIG. 4 is an end view thereof;

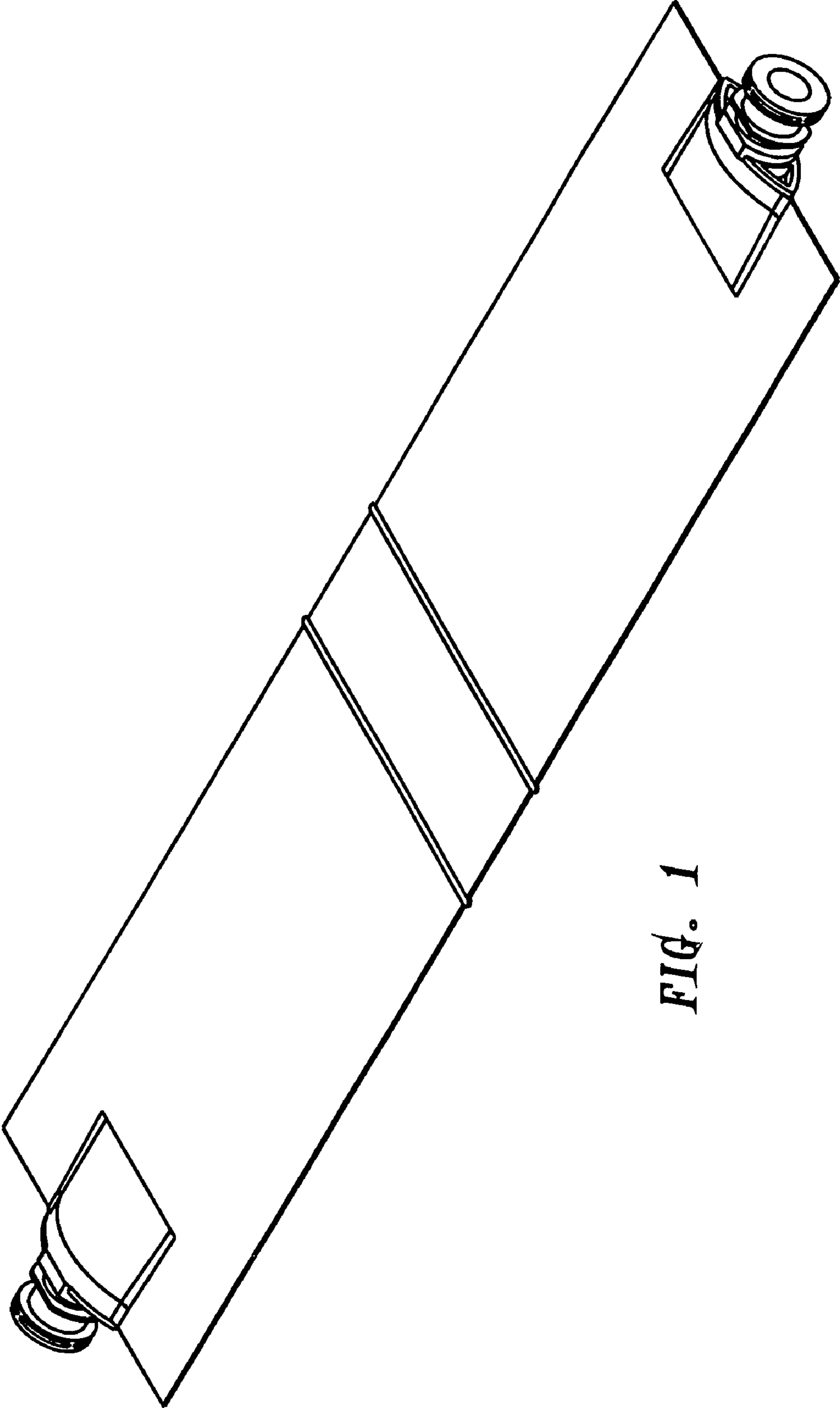
FIG. 5 is an opposite end view thereof; and,

FIG. 6 is another perspective view thereof, showing the double bag in use.

The broken lines shown in FIG. 6 are for illustrative purposes only and form no part of the claimed design.

**1 Claim, 3 Drawing Sheets**





*FIG. 1*

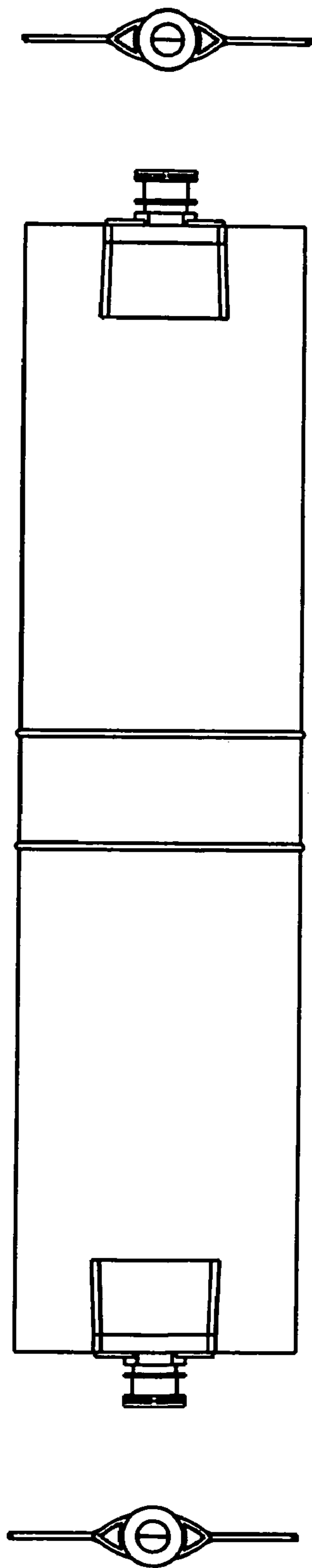


FIG. 2

FIG. 4

FIG. 5




FIG. 3

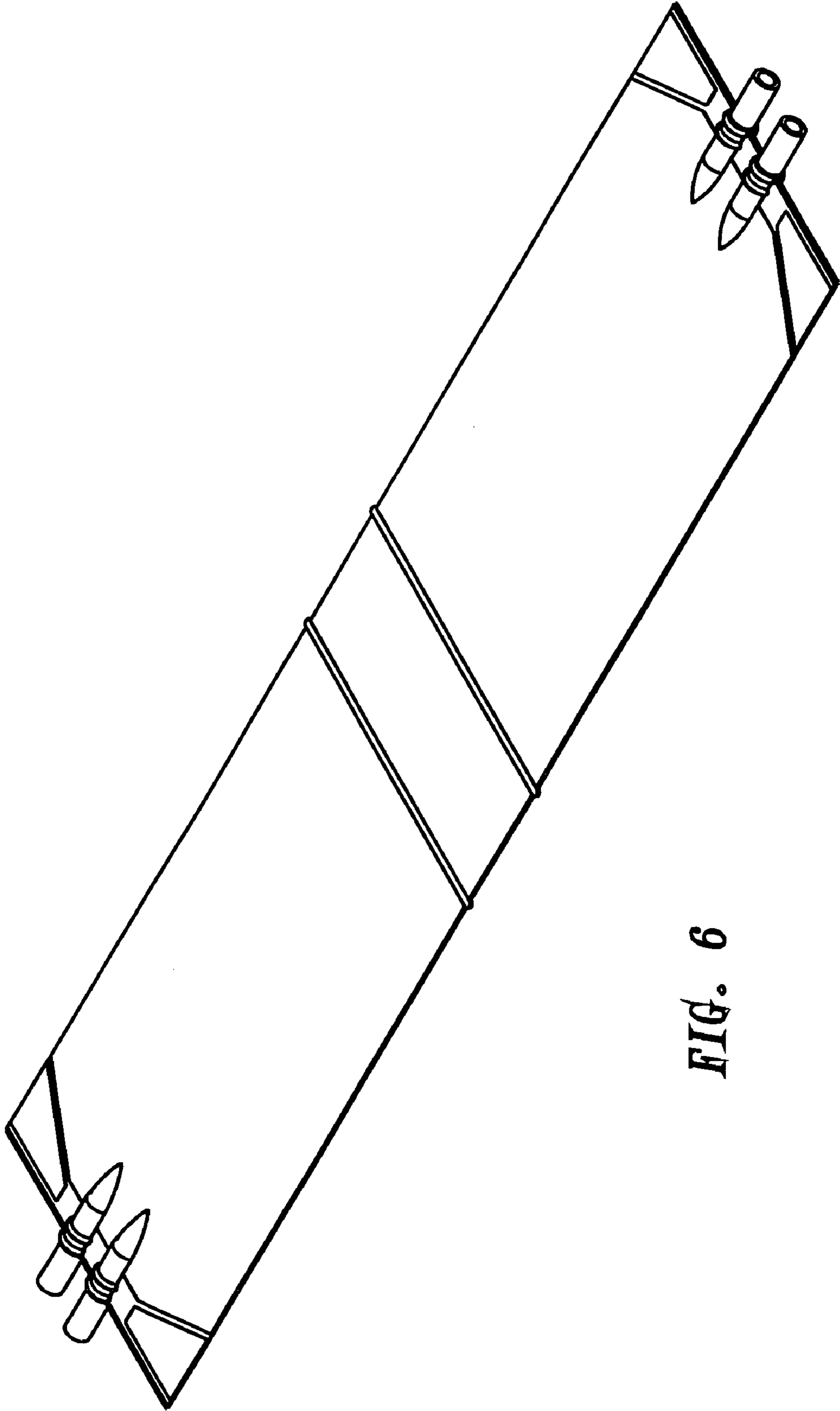


FIG. 6