



US00D598778S

(12) **United States Design Patent**
Lepoitevin

(10) **Patent No.:** **US D598,778 S**

(45) **Date of Patent:** **** Aug. 25, 2009**

(54) **BOTTLE**

(75) Inventor: **Laurent Lepoitevin**, Octeville sur Mer (FR)

(73) Assignee: **Sidel Participations**, Octeville Sur Mer (FR)

(**) Term: **14 Years**

(21) Appl. No.: **29/284,820**

(22) Filed: **Sep. 17, 2007**

(30) **Foreign Application Priority Data**

Mar. 15, 2007 (EM) 000689211

(51) **LOC (9) Cl.** **09-01**

(52) **U.S. Cl.** **D9/552; D9/553; D9/555;**
D9/556; D9/558

(58) **Field of Classification Search** D9/516,
D9/537-540, 549, 551-556, 558-559, 566-568,
D9/682, 688-694; 215/381-385
See application file for complete search history.

(56) **References Cited**

U.S. PATENT DOCUMENTS

D62,303 S *	5/1923	Marble	D9/553
D64,568 S *	4/1924	Schwenck	D9/538
D67,447 S *	6/1925	Eaneff et al.	D9/553
D69,398 S *	2/1926	Katz	D9/553
D97,324 S *	10/1935	Cox	D9/555
D109,520 S *	5/1938	Mott	D9/553
D169,239 S *	4/1953	Dillon	D9/552
D367,614 S *	3/1996	Pagarani	D9/559
D370,634 S *	6/1996	Mero et al.	D9/538

D381,274 S *	7/1997	Luh et al.	D9/566
D386,407 S *	11/1997	Gutting et al.	D9/566 X
D407,318 S *	3/1999	Finlay et al.	D9/538
D432,919 S *	10/2000	Spring	D9/538
D510,027 S *	9/2005	Zboch et al.	D9/516
D546,698 S *	7/2007	Riou	D9/541
D551,559 S *	9/2007	Lepoitevin	D9/555
D556,592 S *	12/2007	Gage et al.	D9/552
D558,581 S *	1/2008	Lockman et al.	D9/552 X
D559,695 S *	1/2008	Lesueur	D9/538
D576,497 S *	9/2008	Ozer	D9/556
2009/0065468 A1 *	3/2009	Hata et al.	215/383

* cited by examiner

Primary Examiner—Carol Rademaker

(74) *Attorney, Agent, or Firm*—Marshall, Gerstein & Borun LLP

(57) **CLAIM**

The ornamental design for a bottle, as shown and described.

DESCRIPTION

FIG. 1 is a top, front, and right side perspective view of the bottle of the claimed design;

FIG. 2 is a bottom, front, and right side perspective view thereof;

FIG. 3 is a right side elevational view thereof;

FIG. 4 is a front elevational view thereof, the rear elevational view being identical except for the threads;

FIG. 5 is a left side elevational view thereof;

FIG. 6 is a top plan view thereof; and,

FIG. 7 is a bottom plan view thereof.

1 Claim, 2 Drawing Sheets




FIG. 1




FIG. 2




FIG. 7

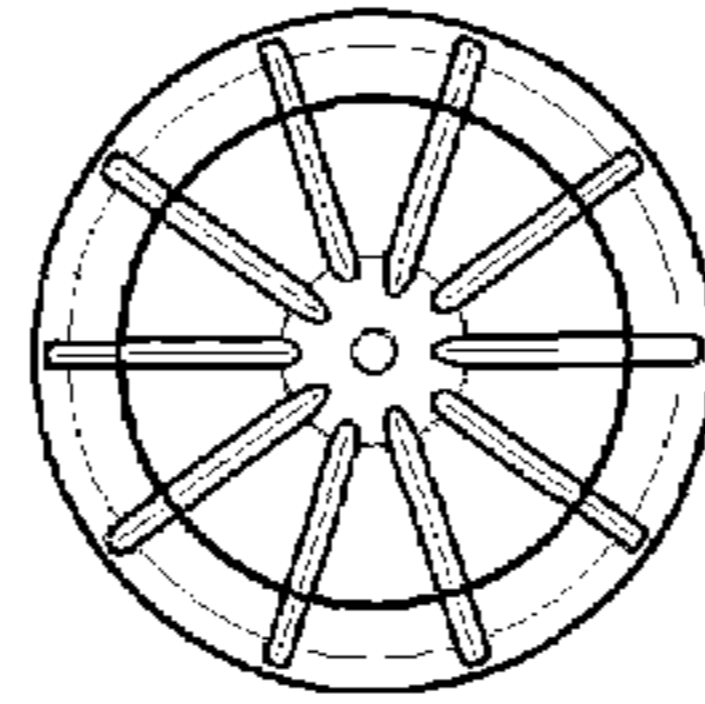


FIG. 3

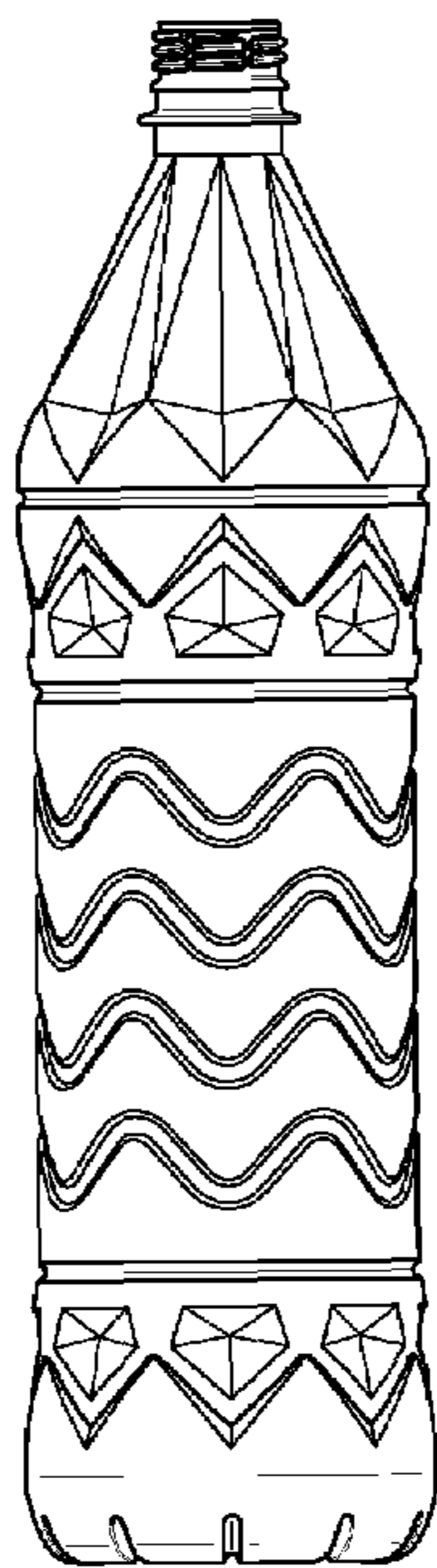


FIG. 4

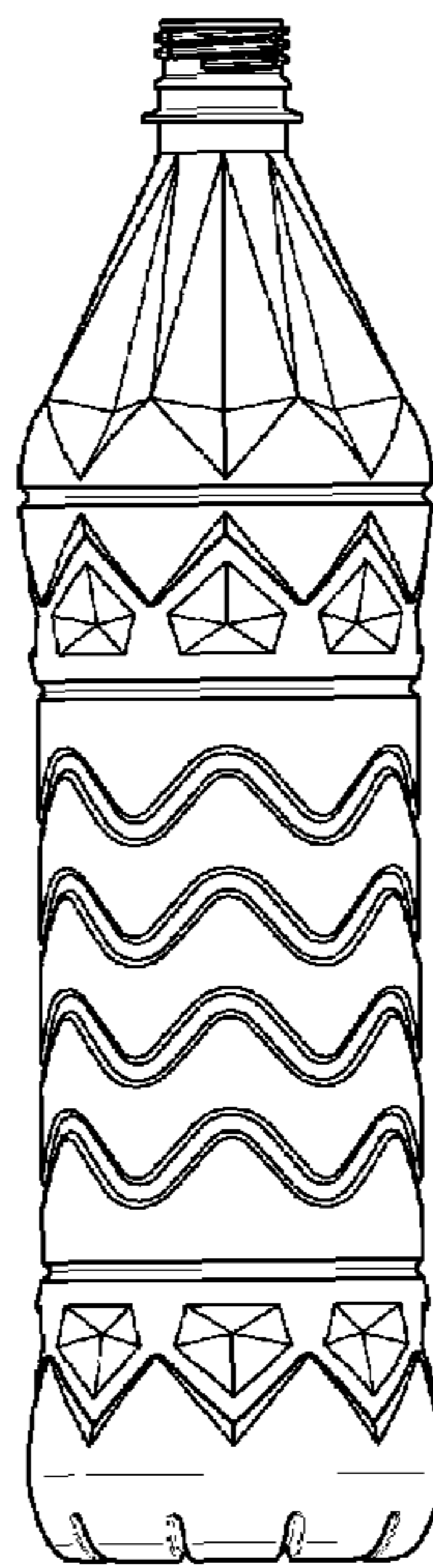


FIG. 5

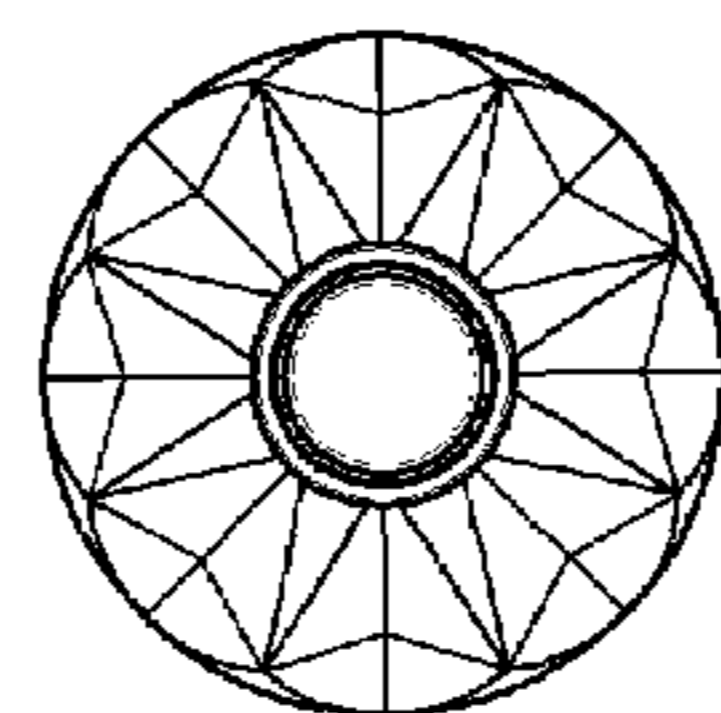
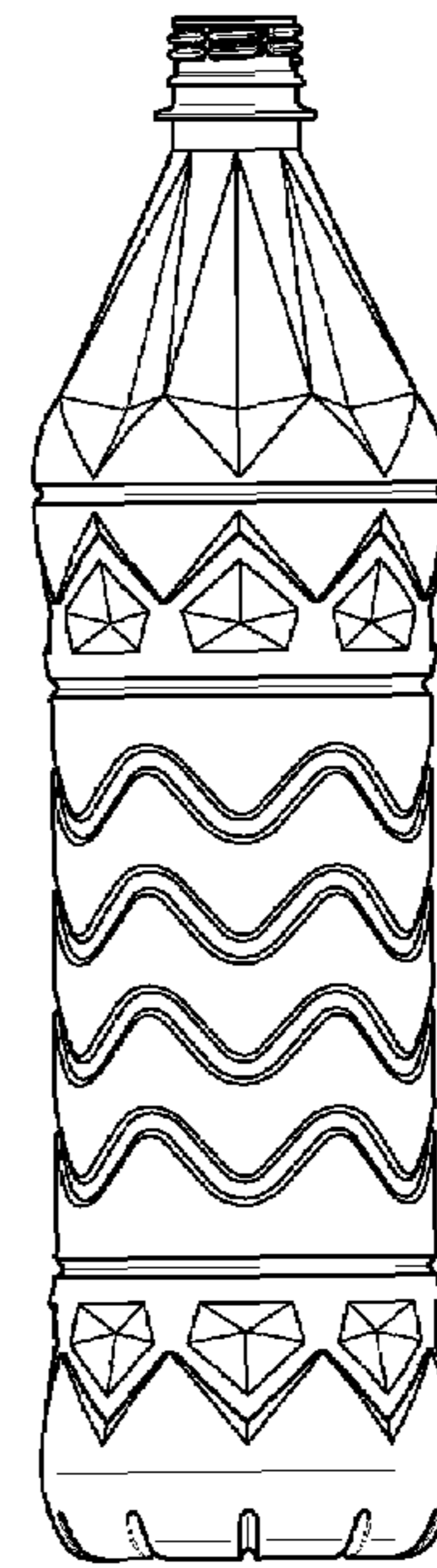


FIG. 6