



US00D598748S

(12) **United States Design Patent**
Zeyfang

(10) **Patent No.:** **US D598,748 S**
(45) **Date of Patent:** **** Aug. 25, 2009**

(54) **TEXTURED PULL CAP**

(75) Inventor: **Frederick W. Zeyfang**, Erie, PA (US)

(73) Assignee: **Protective Industries, Inc.**, Buffalo, NY (US)

(**) Term: **14 Years**

(21) Appl. No.: **29/311,206**

(22) Filed: **Jan. 15, 2009**

Related U.S. Application Data

(60) Division of application No. 29/309,883, filed on Oct. 30, 2008, which is a division of application No. 29/300,575, filed on Apr. 11, 2008, now Pat. No. Des. 585,738, which is a continuation-in-part of application No. 11/258,122, filed on Oct. 26, 2005.

(51) **LOC (9) Cl.** **09-07**

(52) **U.S. Cl.** **D9/443; D9/454**

(58) **Field of Classification Search** D9/499,
D9/445, 444, 439, 435, 434, 428, 600, 689,
D9/529, 443; D8/DIG. 2, 402, 312, 310,
D8/353; D7/398, 387, 395; D24/196; D23/250;
D22/116; 220/802, 801, 713, 712, 254.7,
220/521; D1/128, 199; 16/421; D28/87

See application file for complete search history.

(56) **References Cited**

U.S. PATENT DOCUMENTS

1,675,365 A	7/1928	McAtree
1,725,166 A	8/1929	Spanier
D111,580 S	10/1938	Fisher
2,309,000 A	1/1943	Morrison
2,793,136 A	5/1957	Root
3,203,569 A	8/1965	Shomock
4,109,041 A	8/1978	Tellman
4,501,783 A	2/1985	Hiragami et al.

4,800,116 A	1/1989	Ventimiglia et al.
D330,938 S	11/1992	Sakashita
5,177,124 A	1/1993	Questel et al.
D354,223 S	1/1995	McIlvain
D365,741 S	1/1996	Decursu et al.
D377,147 S	1/1997	Baron
5,648,031 A	7/1997	Sturtevant et al.
5,658,969 A	8/1997	Gerace
D389,066 S	1/1998	Lang
D417,275 S	11/1999	Conforti
D417,752 S	12/1999	Bakic
6,004,641 A	12/1999	Tettamble
6,299,817 B1	10/2001	Parkinson
D459,226 S	6/2002	Guarnieri
D459,815 S	7/2002	Pastucha
D465,028 S	10/2002	Renz
D483,155 S	12/2003	Orsomando
D516,916 S	3/2006	Cornet et al.
D520,142 S	5/2006	Mallet
D538,481 S	3/2007	Decker
D539,980 S	4/2007	Kadlubowski et al.
D564,706 S	3/2008	Kadlubowski et al.
2007/0090122 A1	4/2007	Zeyfang

Primary Examiner—Susan Bennett Hattan

(57) **CLAIM**

The ornamental design for a textured pull cap, as shown and described.

DESCRIPTION

FIG. 1 is a perspective view of a textured pull cap showing my new design;


FIG. 2 is a side view of the textured pull cap of FIG. 1;

FIG. 3 is a side view of the textured pull cap of FIG. 1 rotated 90 degrees;

FIG. 4 is a top view of the textured pull cap of FIG. 1; and,

FIG. 5 is a bottom view of the textured pull cap of FIG. 1.

1 Claim, 1 Drawing Sheet






FIG. 1

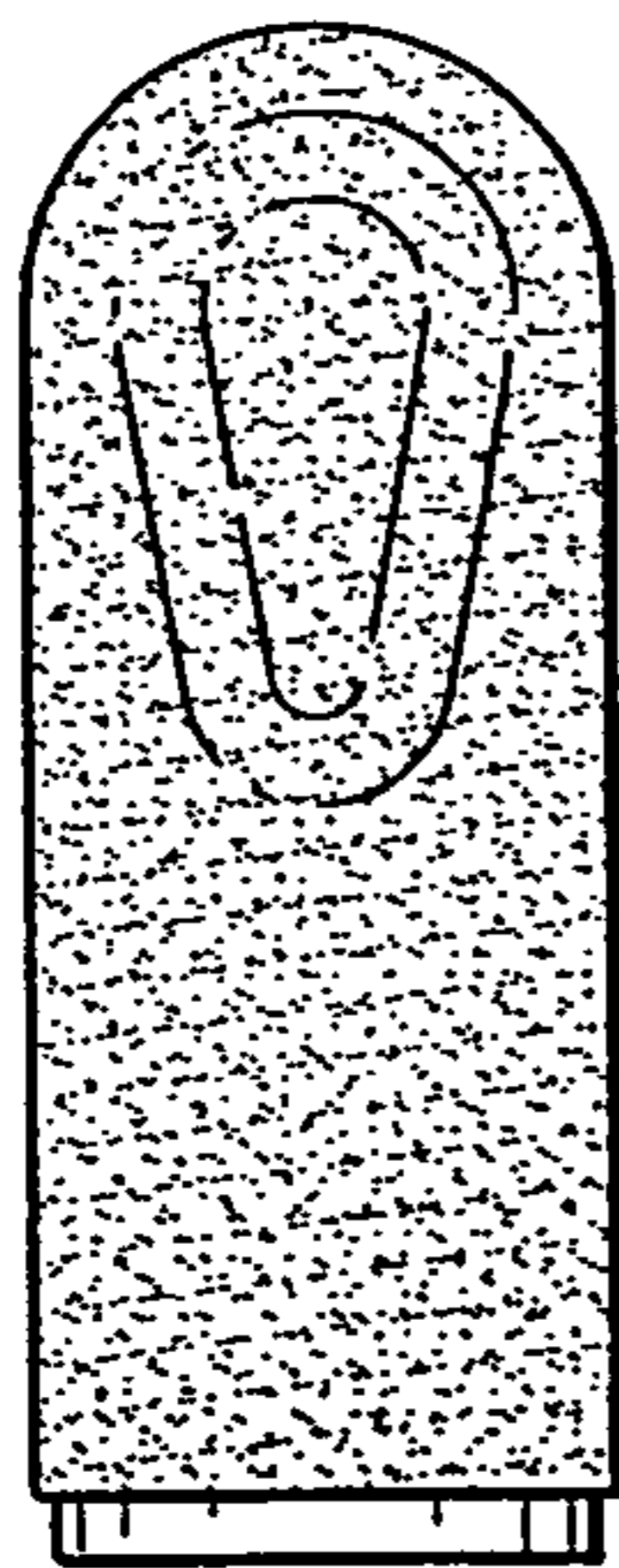


FIG. 2

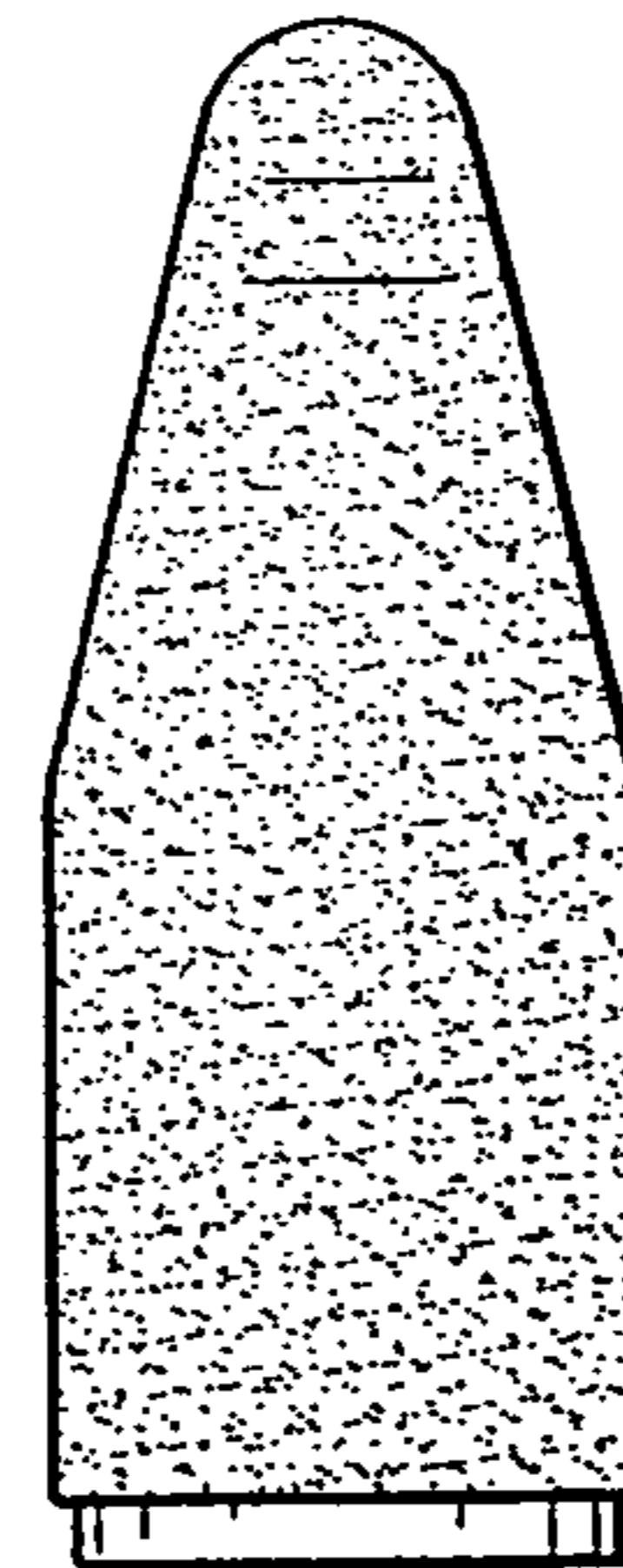


FIG. 3

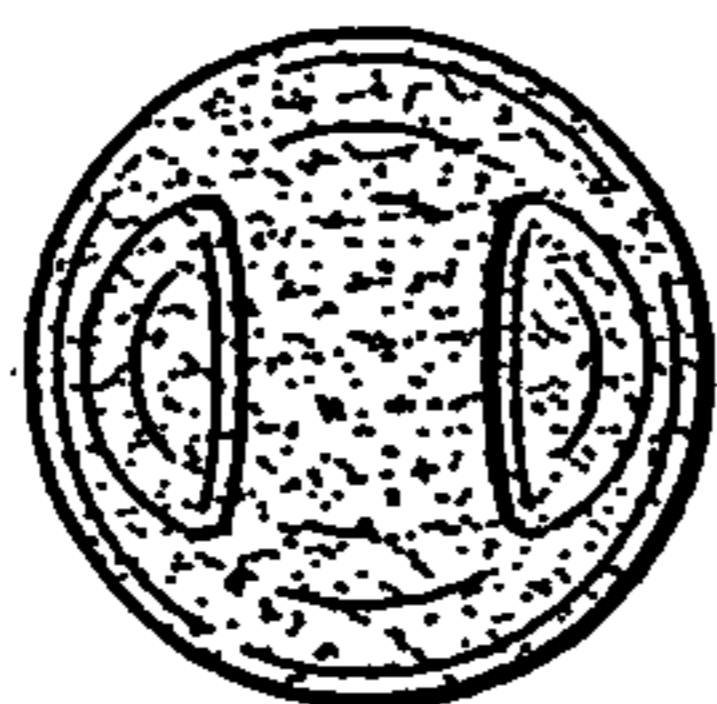


FIG. 4

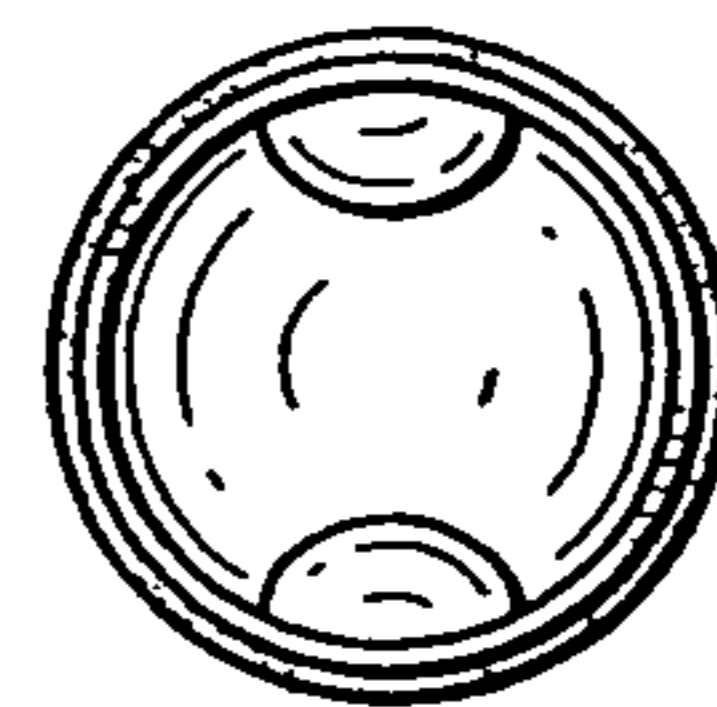


FIG. 5