



US00D598743S

(12) **United States Design Patent**  
**LaMasney**

(10) **Patent No.:** **US D598,743 S**

(45) **Date of Patent:** **\*\* Aug. 25, 2009**

(54) **DISPENSE CUP**

(75) Inventor: **Robert G. LaMasney**, Cross Plains, WI  
(US)

(73) Assignee: **Plastic Ingenuity, Inc.**, Cross Plains, WI  
(US)

(\*\*) Term: **14 Years**

(21) Appl. No.: **29/277,872**

(22) Filed: **Mar. 12, 2007**

(51) **LOC (9) Cl.** ..... **09-03**

(52) **U.S. Cl.** ..... **D9/428; D9/417; D7/316**

(58) **Field of Classification Search** ..... D9/417,  
D9/423-429; D7/316-317, 507-509, 523,  
D7/532-533, 538, 542-545, 602-603, 629;  
220/359, 573.1, 669, 703, 719, DIG. 14,  
220/5; D11/152; 222/109, 465.1, 566, 571-572  
See application file for complete search history.

(56) **References Cited**

**U.S. PATENT DOCUMENTS**

- 684,069 A \* 10/1901 Knorr ..... 222/109
- 2,038,545 A \* 4/1936 Dammert ..... 222/541.9
- 2,459,073 A \* 1/1949 Hamilton ..... 229/400
- 3,419,196 A \* 12/1968 Moore ..... 222/465.1
- D215,749 S \* 10/1969 Adler ..... D7/317
- 3,471,075 A \* 10/1969 Wolf ..... 229/400
- D221,418 S \* 8/1971 Kinney ..... D9/428

- D241,228 S \* 8/1976 Boduch ..... D9/428
- D280,075 S \* 8/1985 Haag, Sr. .... D9/778
- D338,636 S \* 8/1993 Moore ..... D11/152
- D379,287 S \* 5/1997 Carlson ..... D7/602
- 5,782,376 A \* 7/1998 Brauner et al. .... 220/669
- 5,845,807 A \* 12/1998 De Villiers ..... 220/703
- 6,079,588 A \* 6/2000 Khafizov ..... 220/711
- D474,110 S \* 5/2003 Sweeney ..... D9/428
- 6,755,328 B1 \* 6/2004 Franco ..... 222/465.1

\* cited by examiner

*Primary Examiner*—Philip S Hyder

*Assistant Examiner*—Susan E Krakower

(74) *Attorney, Agent, or Firm*—Rick L. Abegglen

(57) **CLAIM**

I claim the ornamental design for a dispense cup, as shown and described.

**DESCRIPTION**

FIG. 1 is a perspective view of a dispense cup showing my new design;

FIG. 2 is a top view thereof;

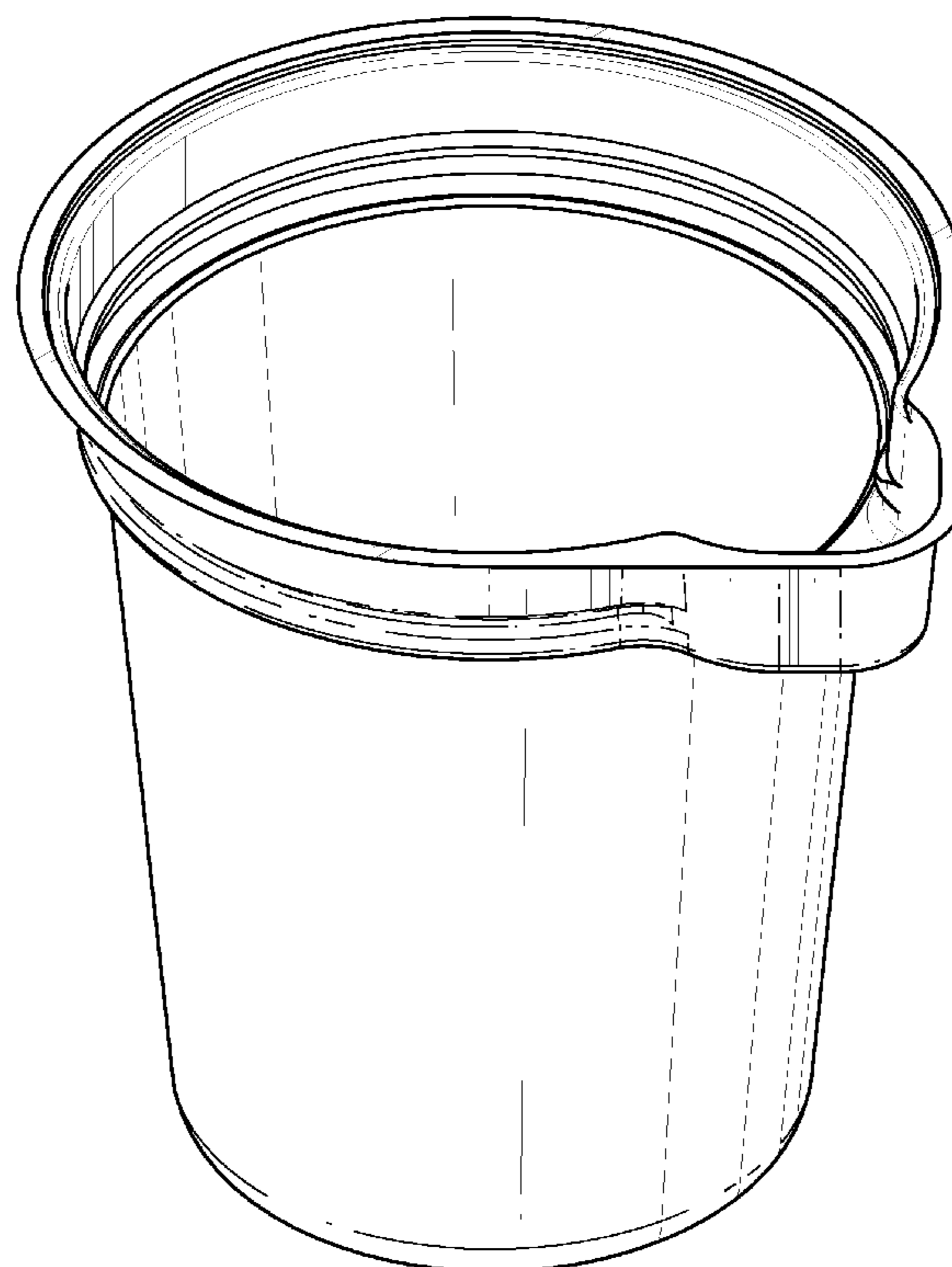
FIG. 3 is a bottom view thereof;

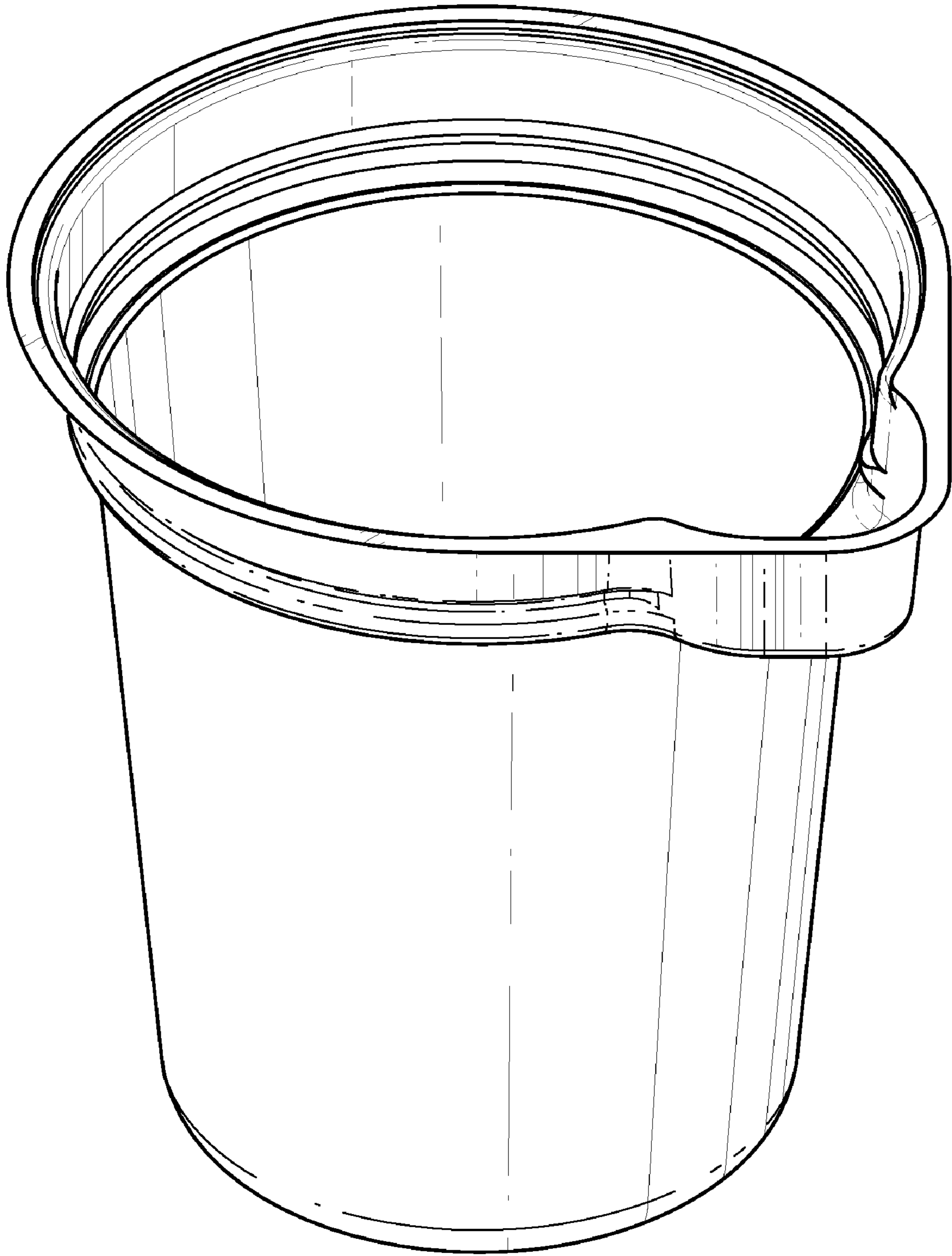
FIG. 4 is a non-dispense side view thereof; and,

FIG. 5 is a dispense side view thereof.

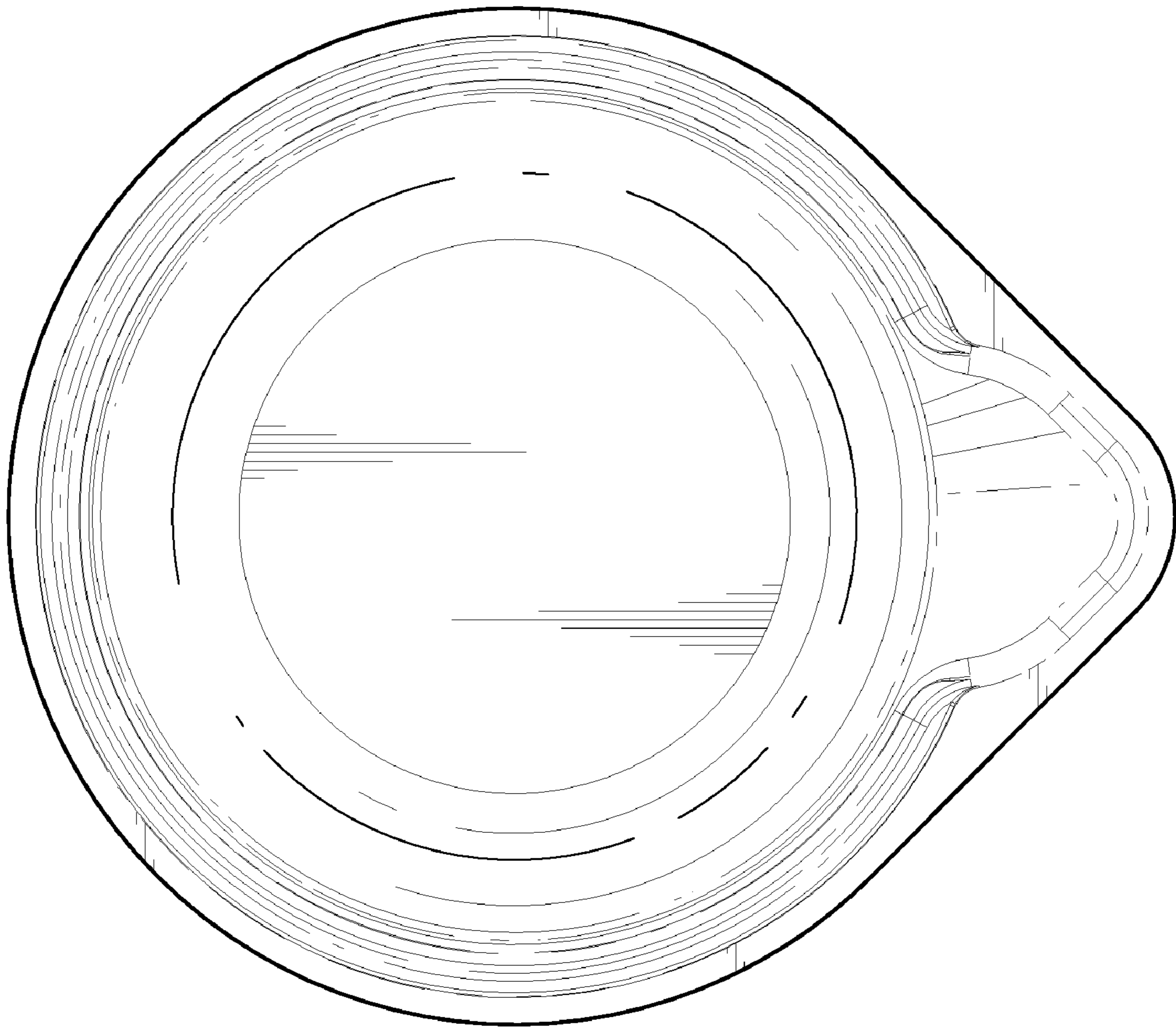
The ornamental design which is claimed is shown in solid lines in the drawings.

**1 Claim, 5 Drawing Sheets**

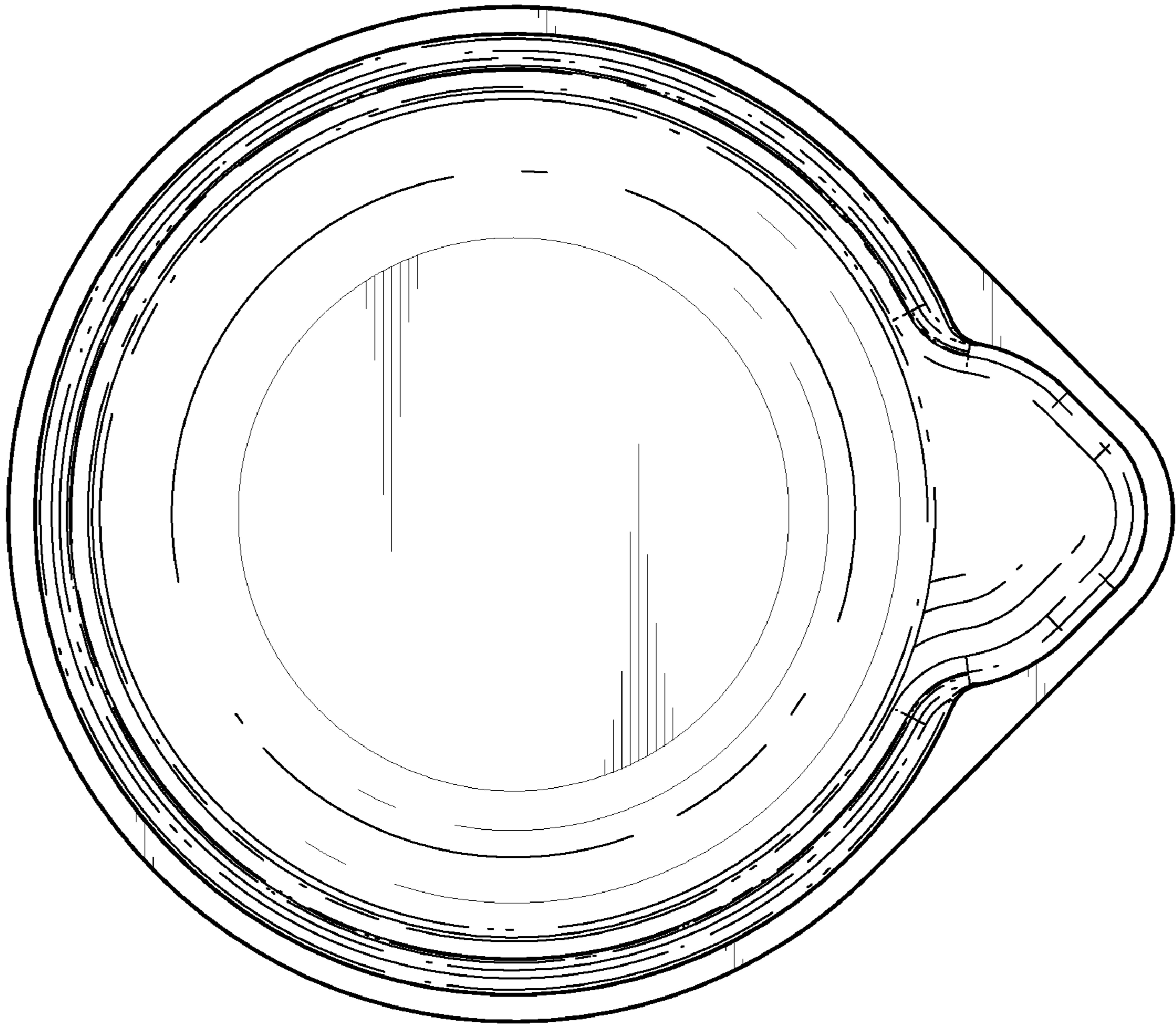




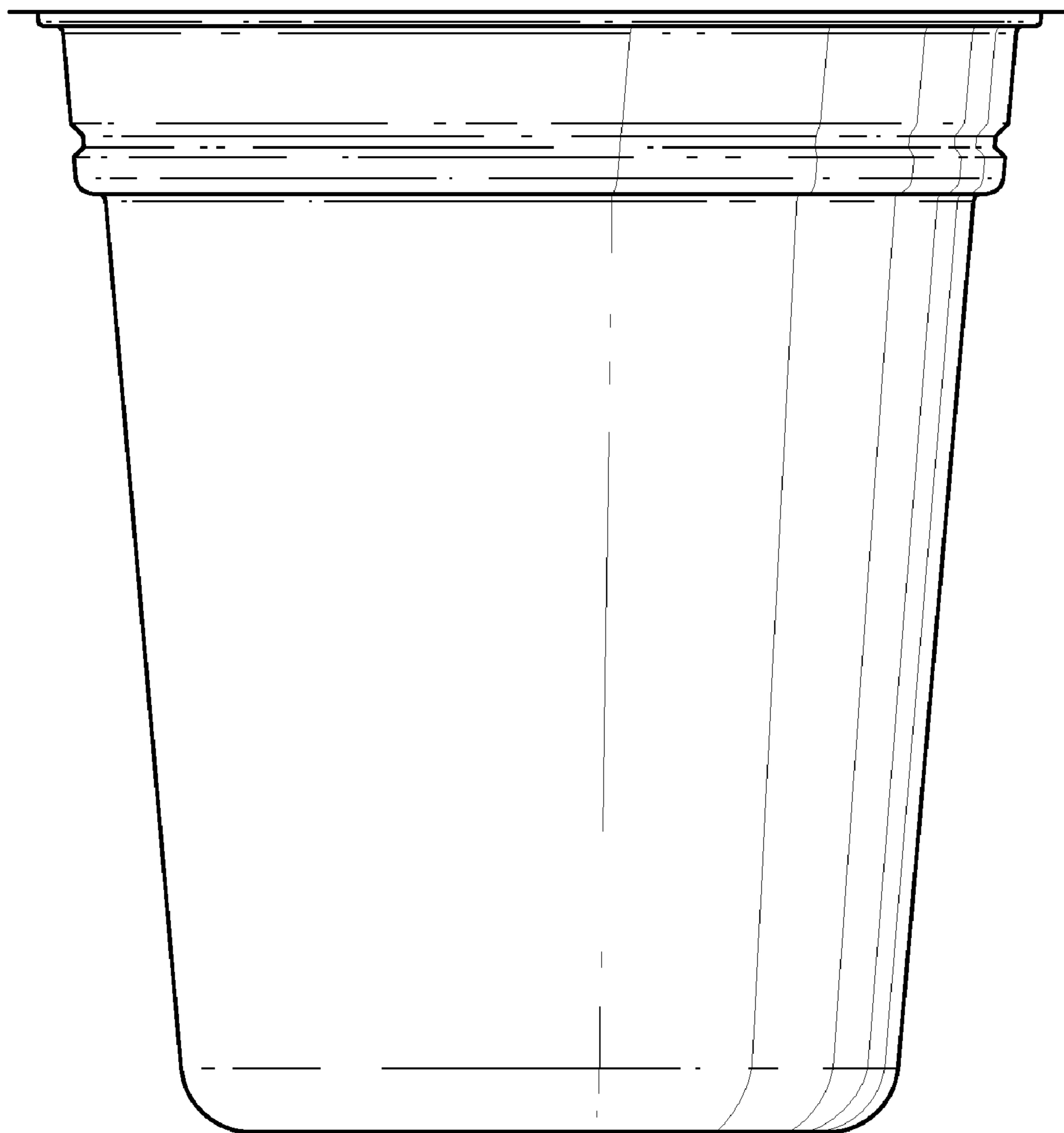
*FIG. 1*



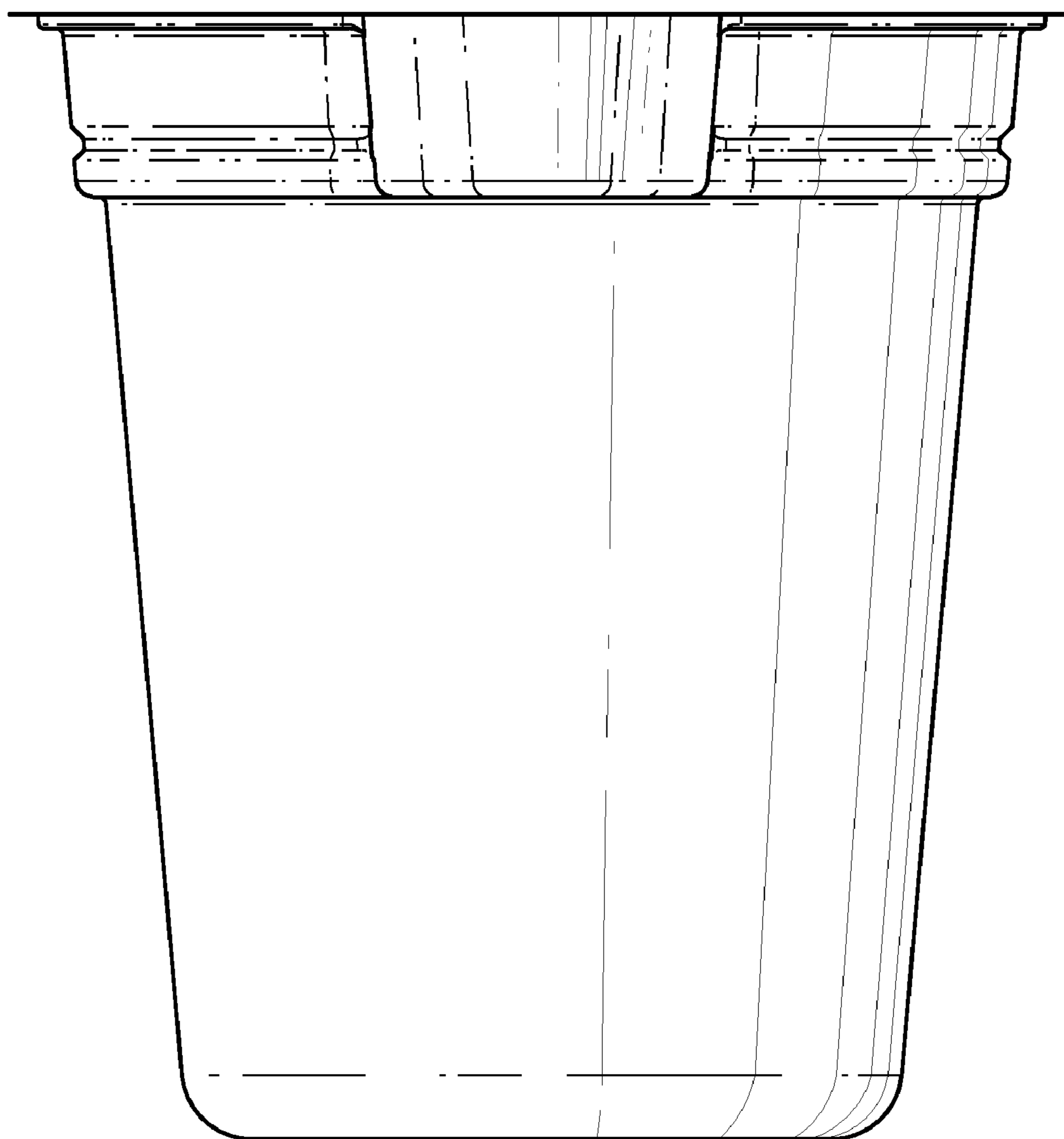
*FIG. 2*



*FIG. 3*



*FIG. 4*



*FIG. 5*