



US00D598728S

(12) **United States Design Patent**  
**Polei**

(10) **Patent No.:** **US D598,728 S**

(45) **Date of Patent:** **\*\* Aug. 25, 2009**

(54) **UTILITY KNIFE**

(75) **Inventor:** **Gudula Polei, Solingen (DE)**

(73) **Assignee:** **Martor KG, Solingen (DE)**

(\*\*) **Term:** **14 Years**

(21) **Appl. No.:** **29/270,419**

(22) **Filed:** **Dec. 21, 2006**

(51) **LOC (9) Cl.** ..... **08-03**

(52) **U.S. Cl.** ..... **D8/99**

(58) **Field of Classification Search** ..... D8/98,  
D8/99, 105, 107; 30/161, 162, 329, 330,  
30/331

See application file for complete search history.

(56) **References Cited**

**U.S. PATENT DOCUMENTS**

|           |      |         |              |        |
|-----------|------|---------|--------------|--------|
| 4,835,865 | A    | 6/1989  | Koop         | 30/162 |
| D305,096  | S *  | 12/1989 | Tench et al. | D8/99  |
| D348,383  | S *  | 7/1994  | Perkins      | D8/99  |
| 5,337,481 | A    | 8/1994  | Mears        | 30/162 |
| 5,617,635 | A *  | 4/1997  | Berns        | 30/162 |
| D444,368  | S *  | 7/2001  | Wonderley    | D8/99  |
| 6,550,144 | B1 * | 4/2003  | Berns        | 30/162 |
| D509,419  | S *  | 9/2005  | Chung        | D8/99  |

|              |      |         |             |        |
|--------------|------|---------|-------------|--------|
| 6,951,055    | B1 * | 10/2005 | Collins     | 30/162 |
| D512,296     | S *  | 12/2005 | Ping        | D8/99  |
| D524,629     | S *  | 7/2006  | Wu          | D8/99  |
| D527,602     | S *  | 9/2006  | Axon et al. | D8/95  |
| D529,780     | S *  | 10/2006 | Davis       | D8/99  |
| 2005/0188541 | A1   | 9/2005  | Brown       | 30/162 |
| 2005/0193567 | A1   | 9/2005  | Ho          | 30/162 |

\* cited by examiner

*Primary Examiner*—Philip S Hyder

(74) *Attorney, Agent, or Firm*—Andrew Wilford

(57) **CLAIM**

The ornamental design for a utility knife, as shown.

**DESCRIPTION**

FIG. 1 is a right-side elevational view of the utility knife according to the invention;

FIG. 2 is a top view of the utility knife;

FIG. 3 is a front view of the utility knife, taken from the right in FIG. 1;

FIG. 4 is a left-side elevational view of the utility knife;

FIG. 5 is a bottom view of the utility knife; and,

FIG. 6 is a rear view of the utility knife, taken from the right in FIG. 4.

**1 Claim, 2 Drawing Sheets**

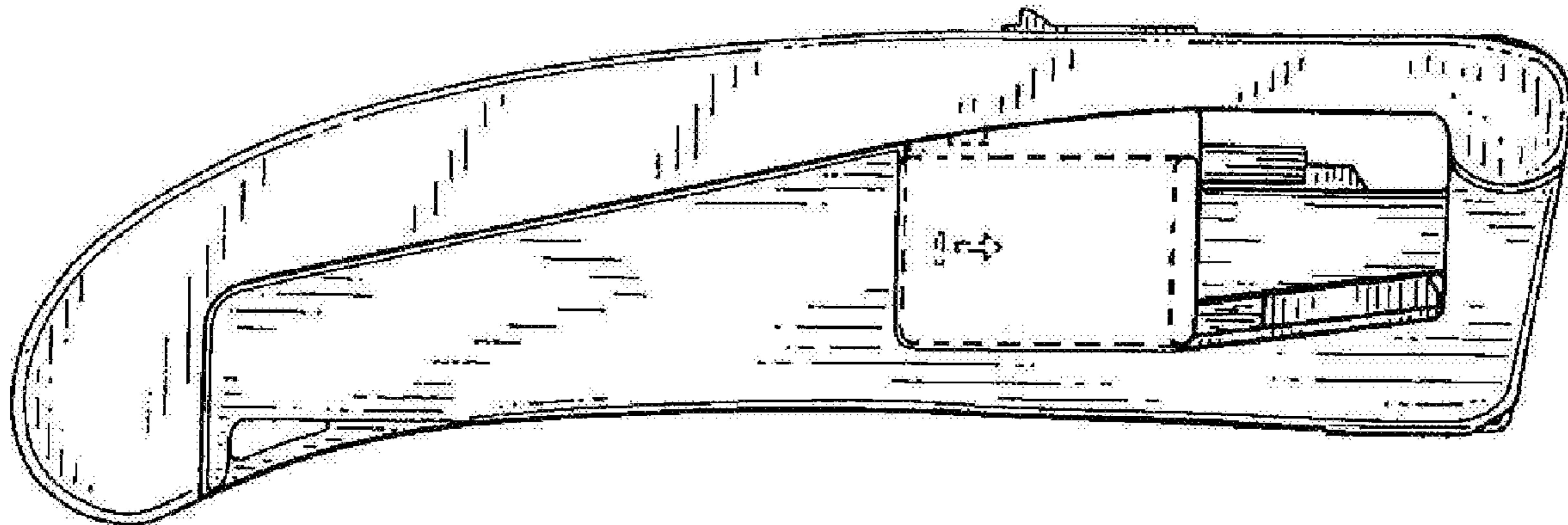


Fig. 3




Fig. 1

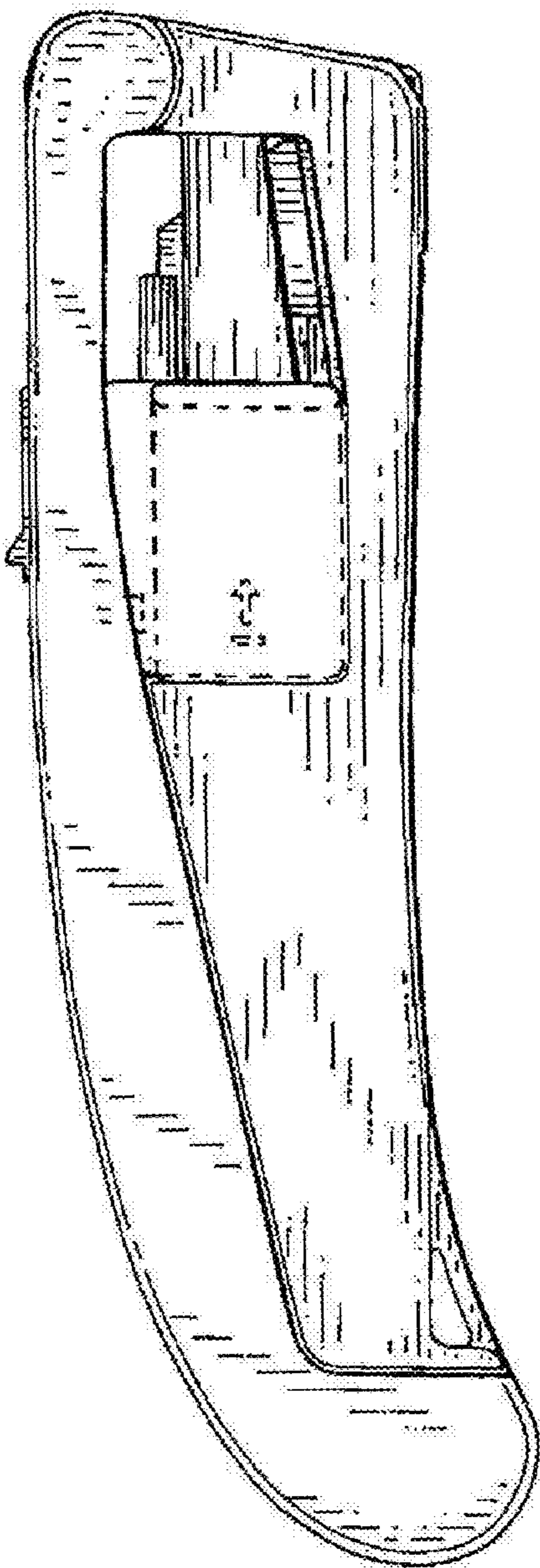


Fig. 2




Fig. 6




Fig. 4

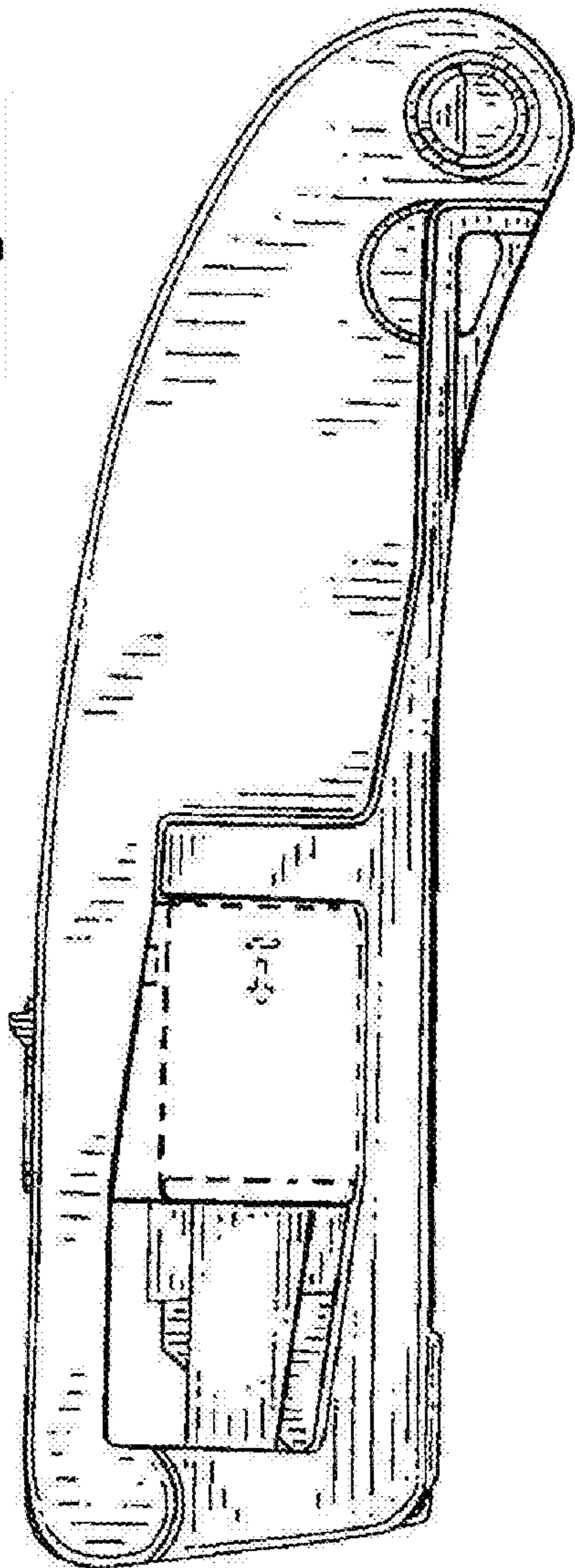


Fig. 5

