



US00D598719S

(12) **United States Design Patent**  
**Zemel**

(10) **Patent No.:** **US D598,719 S**

(45) **Date of Patent:** **\*\* Aug. 25, 2009**

(54) **MEAT TENDERIZER**

(75) Inventor: **Marc Zemel**, Melville, NY (US)

(73) Assignee: **Mr. Bar-B-Q-, Inc.**, Old Bethpage, NY (US)

(\*\*) Term: **14 Years**

(21) Appl. No.: **29/328,978**

(22) Filed: **Dec. 5, 2008**

(51) **LOC (9) Cl.** ..... **07-04**

(52) **U.S. Cl.** ..... **D7/682**

(58) **Field of Classification Search** ..... D7/680-696,  
D7/669; 241/168, 169, 169.1, 169.2, 285.1;  
452/102, 141, 145-147

See application file for complete search history.

(56) **References Cited**

**U.S. PATENT DOCUMENTS**

D229,274 S \* 11/1973 Allinquant ..... D7/682  
4,199,841 A \* 4/1980 Jaccard ..... 452/146  
D276,685 S \* 12/1984 Jaccard ..... D7/682  
D495,923 S 9/2004 Zemel

6,948,670 B2 \* 9/2005 Kujawski et al. .... 241/169  
D521,820 S \* 5/2006 Kujawski et al. .... D7/682  
2005/0239388 A1 \* 10/2005 Gorowski ..... 452/141

\* cited by examiner

*Primary Examiner*—Terry A Wallace

(74) *Attorney, Agent, or Firm*—Seth Natter; Natter & Natter

(57) **CLAIM**

The ornamental design for a meat tenderizer, as shown and described.

**DESCRIPTION**

FIG. 1 is a front elevational view of a meat tenderizer showing my new design;

FIG. 2 is a rear elevational view thereof;

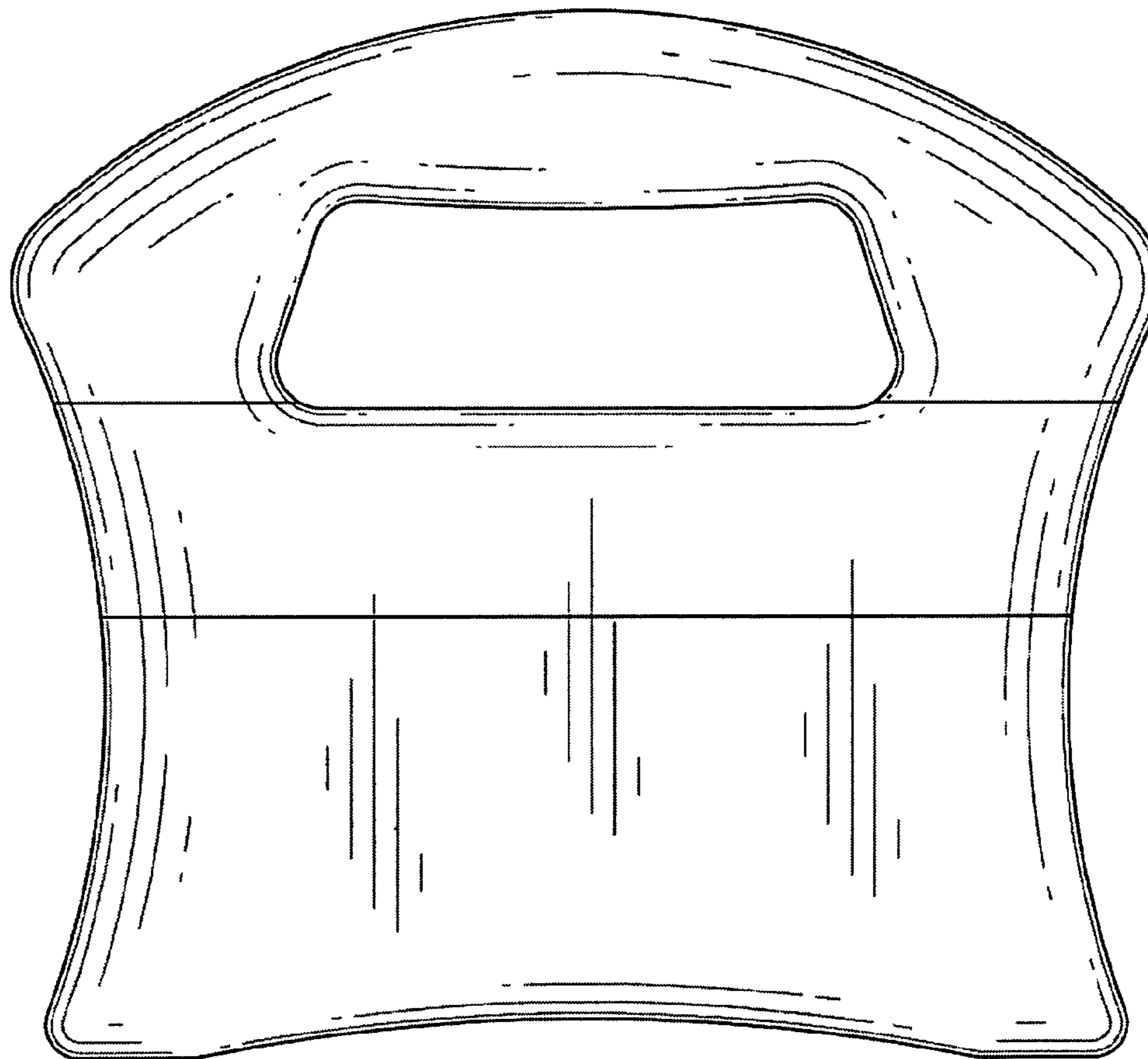
FIG. 3 is a side elevational view thereof, the opposite side being a mirror image;

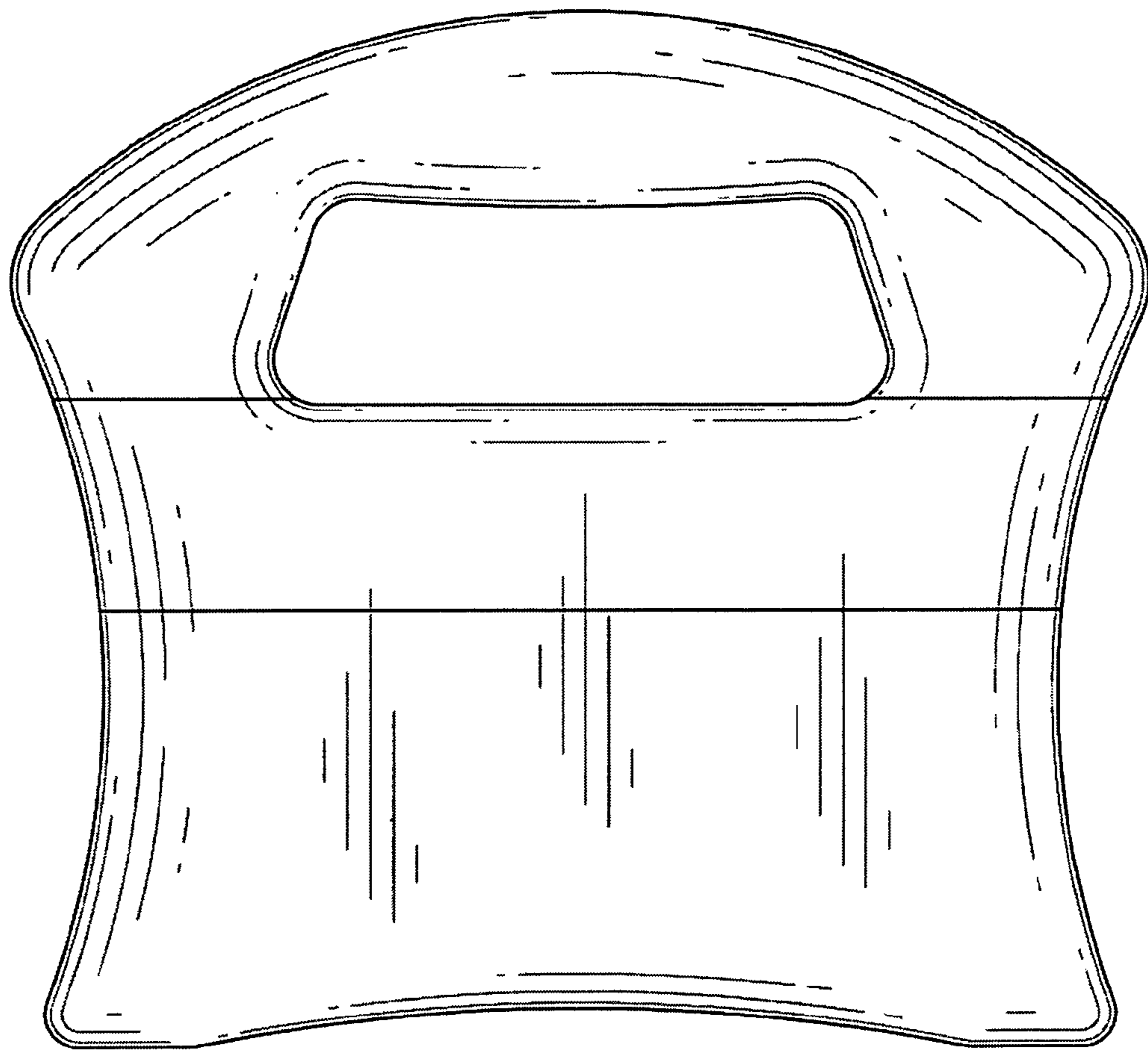
FIG. 4 is a top plan view thereof; and,

FIG. 5 is a bottom view thereof.

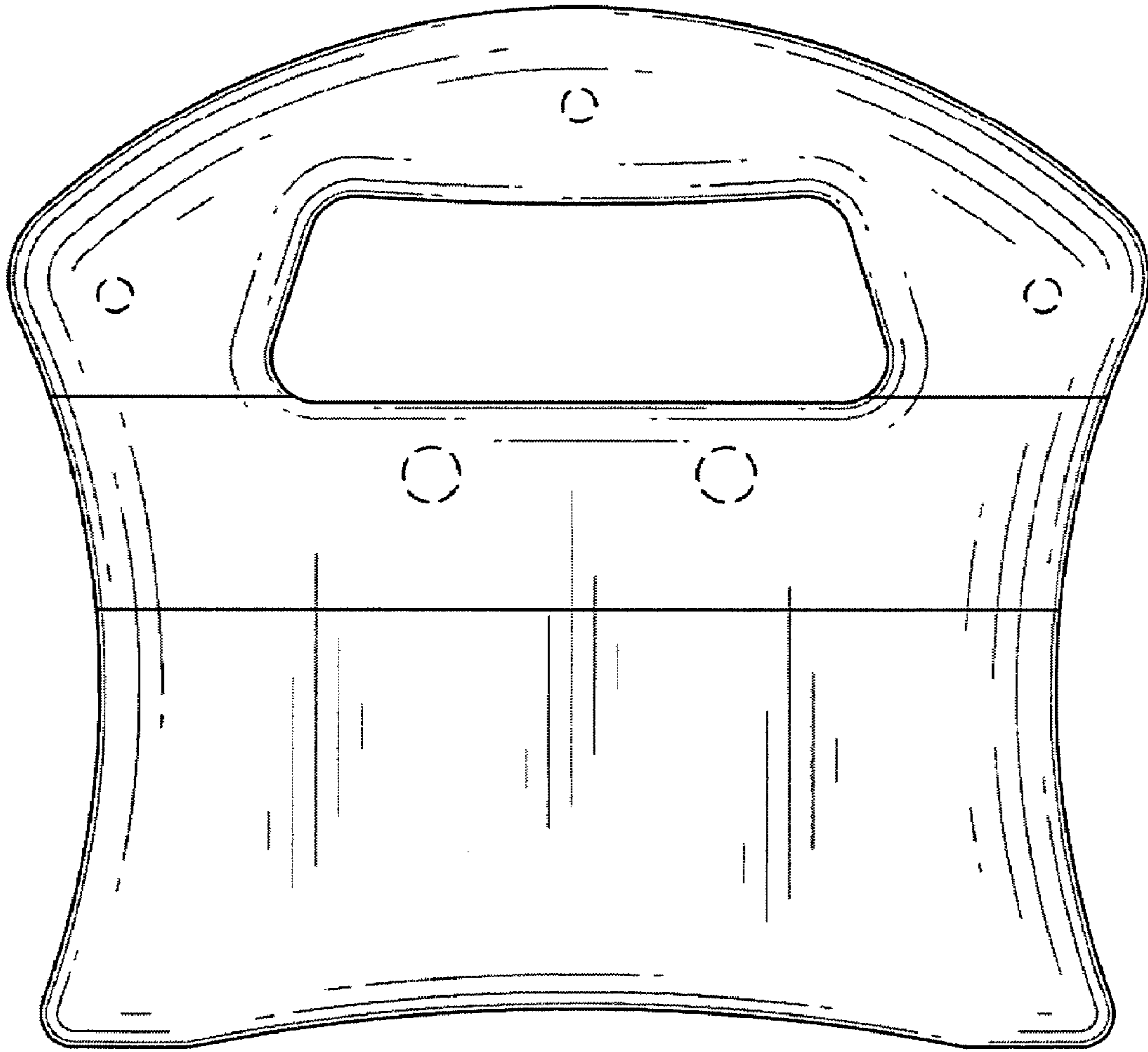
The portions shown in dashed lines form no part of the claimed design.

**1 Claim, 3 Drawing Sheets**






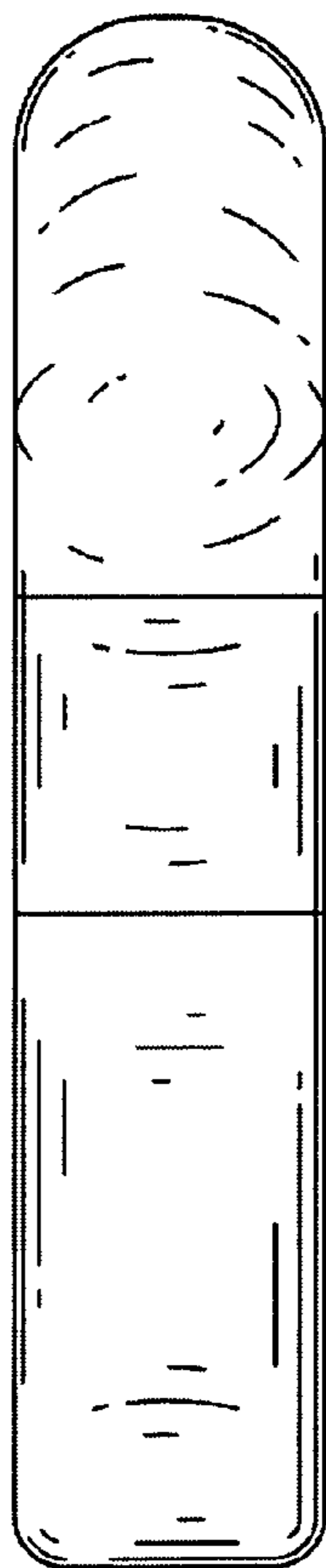
*Fig. 1*



*Fig. 2*



*Fig. 4*



*Fig. 3*

*Fig. 5*

