

US00D598715S

(12) **United States Design Patent**
Foss

(10) **Patent No.:** **US D598,715 S**
(45) **Date of Patent:** **** Aug. 25, 2009**

(54) **FOOD CONTAINER**

(76) Inventor: **Aaron Foss**, 15 Gladysz Way, Port
Jefferson, NY (US) 11776

(**) Term: **14 Years**

(21) Appl. No.: **29/269,353**

(22) Filed: **Nov. 28, 2006**

Related U.S. Application Data

(62) Division of application No. 29/242,040, filed on Nov.
4, 2005, now Pat. No. Des. 539,612.

(51) **LOC (9) Cl.** **07-01**

(52) **U.S. Cl.** **D7/602; D9/428**

(58) **Field of Classification Search** D7/602,
D7/629, 538-542; D9/414, 424-432; 220/780-806;
D3/201, 203.1, 205, 206, 273, 302
See application file for complete search history.

(56) **References Cited**

U.S. PATENT DOCUMENTS

D224,585 S	8/1972	Jewell	
D286,844 S	11/1986	Daenen et al.	
D297,119 S	8/1988	Fontana et al.	
D330,309 S	10/1992	Minuti	
D343,340 S *	1/1994	Frye, Jr. et al. D7/269
D371,940 S	7/1996	Krupa	
D387,272 S	12/1997	Lippincott	
D414,080 S	9/1999	Bolwien	

D414,409 S	9/1999	Sanfilippo et al.	
D420,857 S	2/2000	Loew et al.	
D474,687 S	5/2003	Jones et al.	
D483,232 S *	12/2003	Liu D7/629
D485,473 S	1/2004	Dais et al.	
D486,358 S	2/2004	Dais et al.	
D494,463 S	8/2004	Tsao	
D501,366 S	2/2005	Claypool et al.	
D505,335 S	5/2005	Grenda	
D518,685 S *	4/2006	Aalberts D7/602

* cited by examiner

Primary Examiner—Terry A Wallace

(74) *Attorney, Agent, or Firm*—Michaud-Duffy Group LLP

(57) **CLAIM**

What is claimed is, the ornamental design for a food con-
tainer, as shown and described.

DESCRIPTION

FIG. 1 is a perspective view of a top, front and right side of an
ornamental design for a container according to the present
invention;


FIG. 2 is a top plan view of the container of FIG. 1;

FIG. 3 is a right side elevational view of the container of FIG.
1, a left side elevational view being identical thereto;

FIG. 4 is a front elevational view of the container of FIG. 1, a
rear elevational view being identical thereto; and,

FIG. 5 is a bottom view of the container of FIG. 1.

1 Claim, 2 Drawing Sheets






FIG. 1

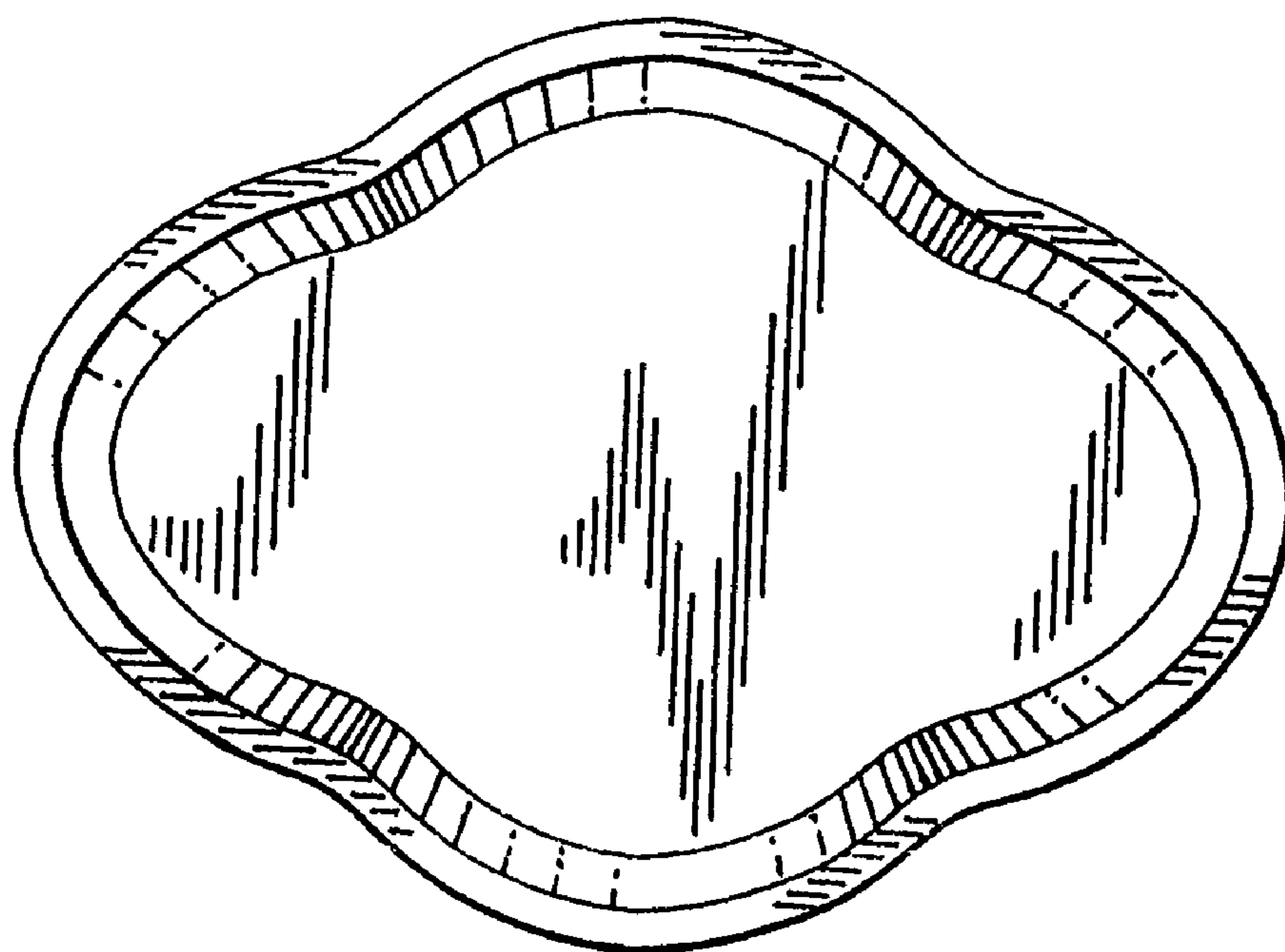


FIG. 2

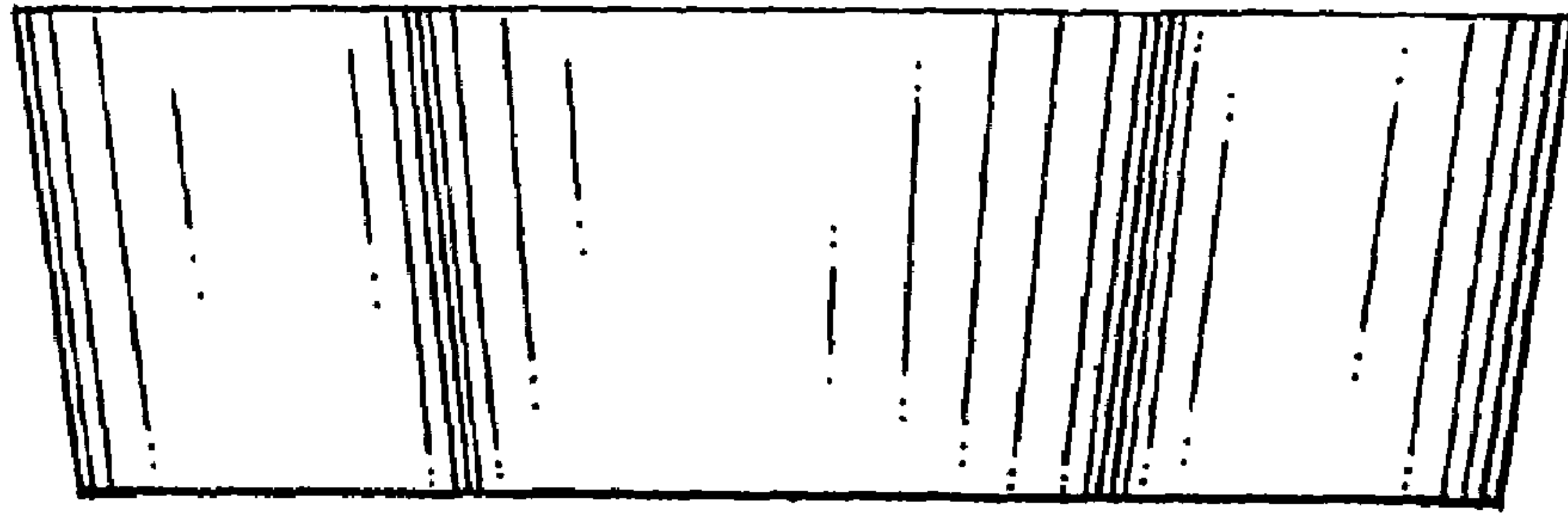


FIG. 3

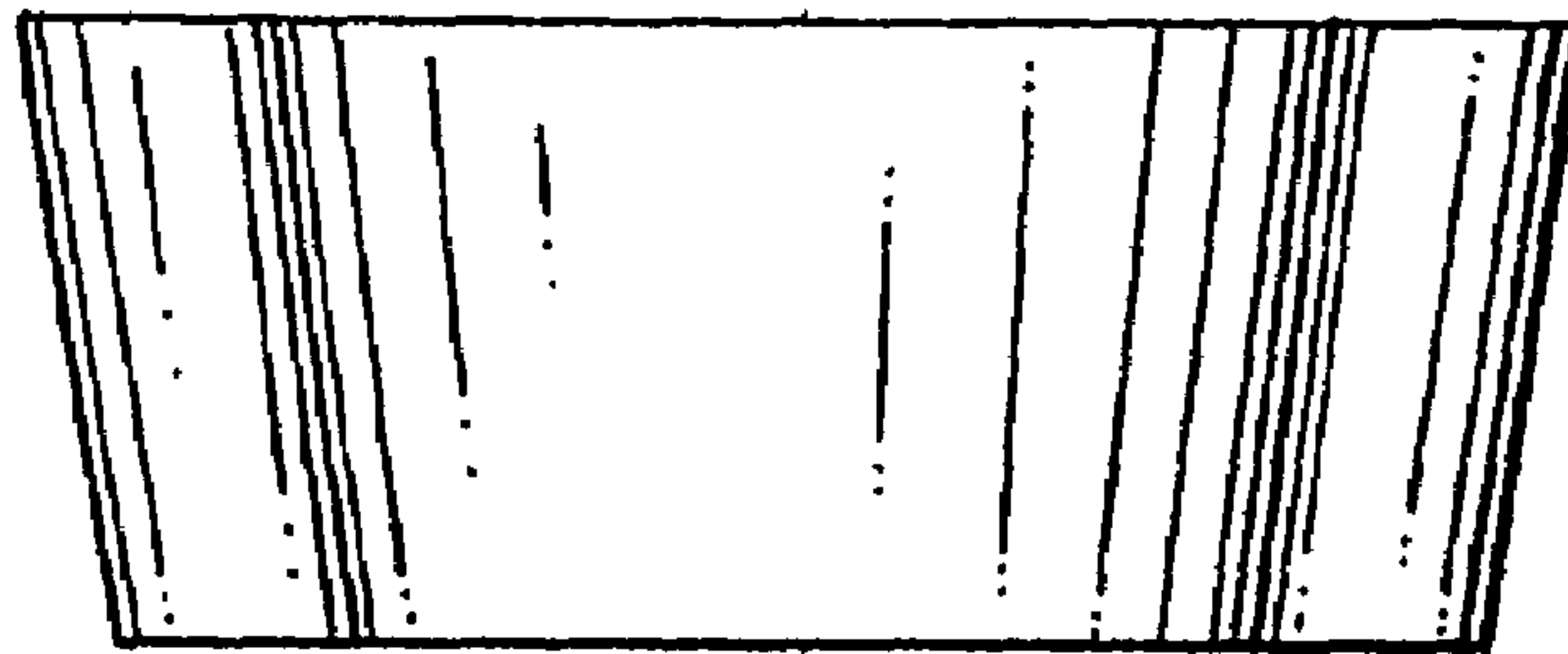


FIG. 4

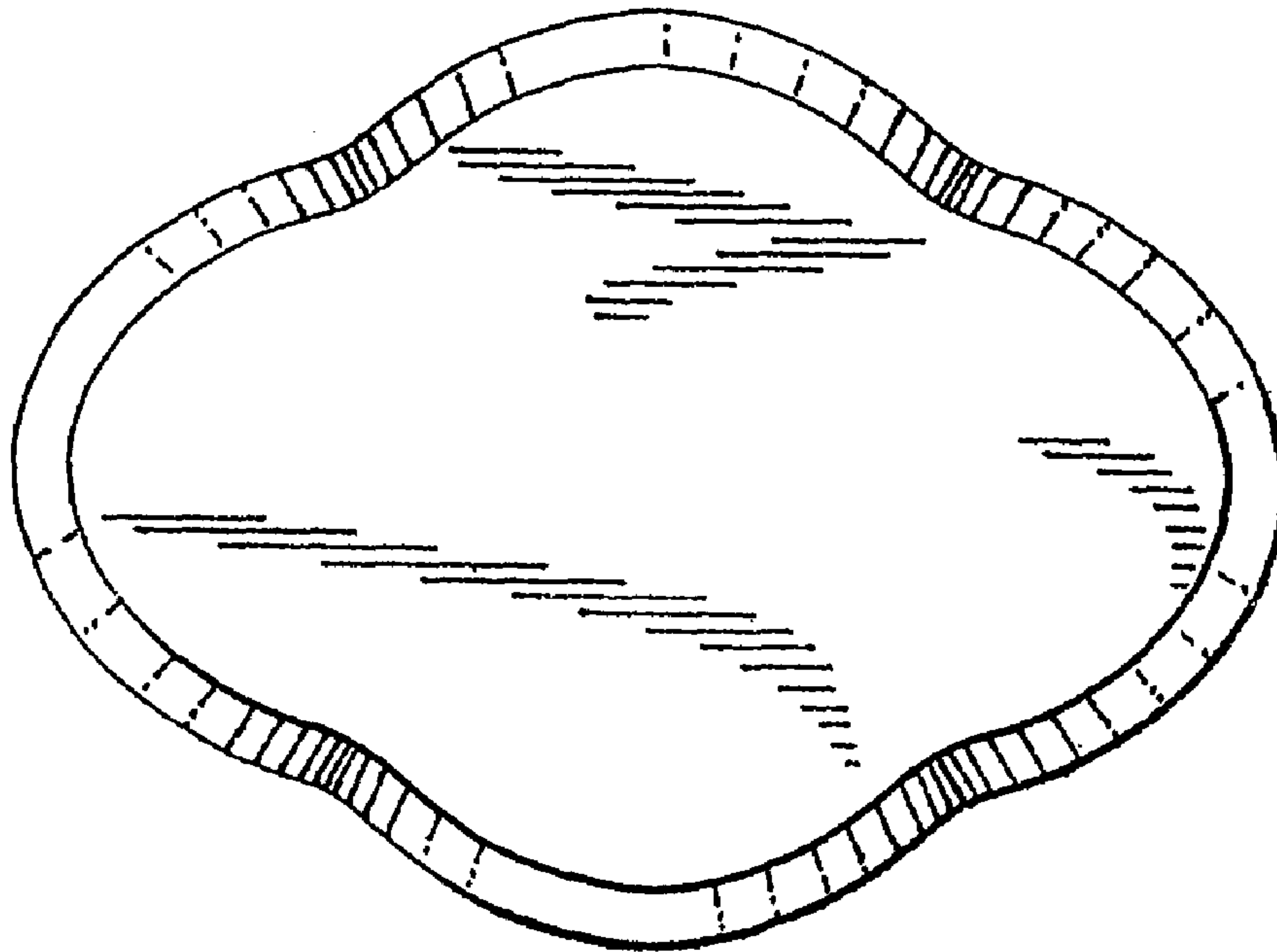


FIG. 5