



US00D598705S

(12) **United States Design Patent**
Tetreault

(10) **Patent No.:** **US D598,705 S**

(45) **Date of Patent:** **** Aug. 25, 2009**

(54) **COOKWARE HANDLE**

(75) Inventor: **Joel Tetreault**, Roswell, GA (US)

(73) Assignee: **Calphalon Corporation**, Atlanta, GA (US)

(**) Term: **14 Years**

(21) Appl. No.: **29/332,216**

(22) Filed: **Feb. 11, 2009**

(51) **LOC (9) Cl.** **07-02**

(52) **U.S. Cl.** **D7/395**

(58) **Field of Classification Search** D7/354–361,
D7/393–395; D8/107, 300, 303, 307; D4/138,
D4/129; 16/421, 430, 431, 110.1, 407; 220/573.1–573.5,
220/752, 753, 755, 756, 759, 771, 912
See application file for complete search history.

(56) **References Cited**

U.S. PATENT DOCUMENTS

D433,278 S *	11/2000	LoGiudice	D7/395
D439,108 S *	3/2001	LoGiudice	D7/395
D444,347 S *	7/2001	LoGiudice	D7/395
D482,567 S *	11/2003	Demers	D7/395
D491,016 S *	6/2004	Rae	D7/395
D497,771 S *	11/2004	Thomkins	D7/395
D514,379 S *	2/2006	Kerr et al.	D7/395
D518,352 S *	4/2006	Brasset	D8/300
D542,117 S *	5/2007	Fields	D8/316

D560,427 S *	1/2008	Prakasa	D7/395
D561,526 S *	2/2008	Bunting et al.	D7/395
D567,579 S *	4/2008	Rae	D7/393
D575,982 S *	9/2008	Rae	D7/393

* cited by examiner

Primary Examiner—Holly H Baynham

Assistant Examiner—Cynthia M Chin

(74) *Attorney, Agent, or Firm*—Gardner Groff Greenwald & Villanueva, P.C.

(57) **CLAIM**

The ornamental design for a cookware handle, as shown and described.

DESCRIPTION

FIG. 1 is a perspective view of a cookware handle according to the present invention and shown attached to a portion of a cooking vessel.

FIG. 2 is a perspective view of the cookware handle of FIG. 1.

FIG. 3 is a top view of the cookware handle of FIG. 1.

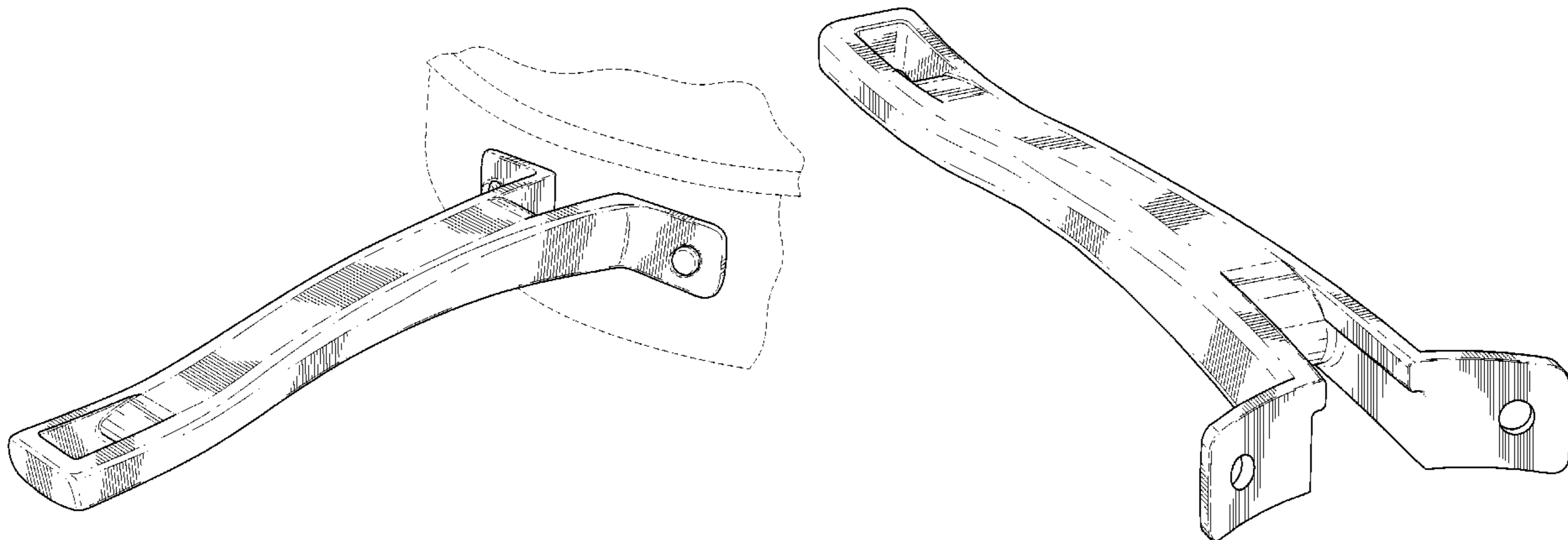
FIG. 4 is a side view of the cookware handle of FIG. 1, the opposite side view being a mirror image thereof.

FIG. 5 is a front view of the cookware handle of FIG. 1; and,

FIG. 6 is a rear view of the cookware handle of FIG. 1.

The broken lines of FIG. 1 are for illustrative purposes only and form no part of the claimed design.

1 Claim, 5 Drawing Sheets



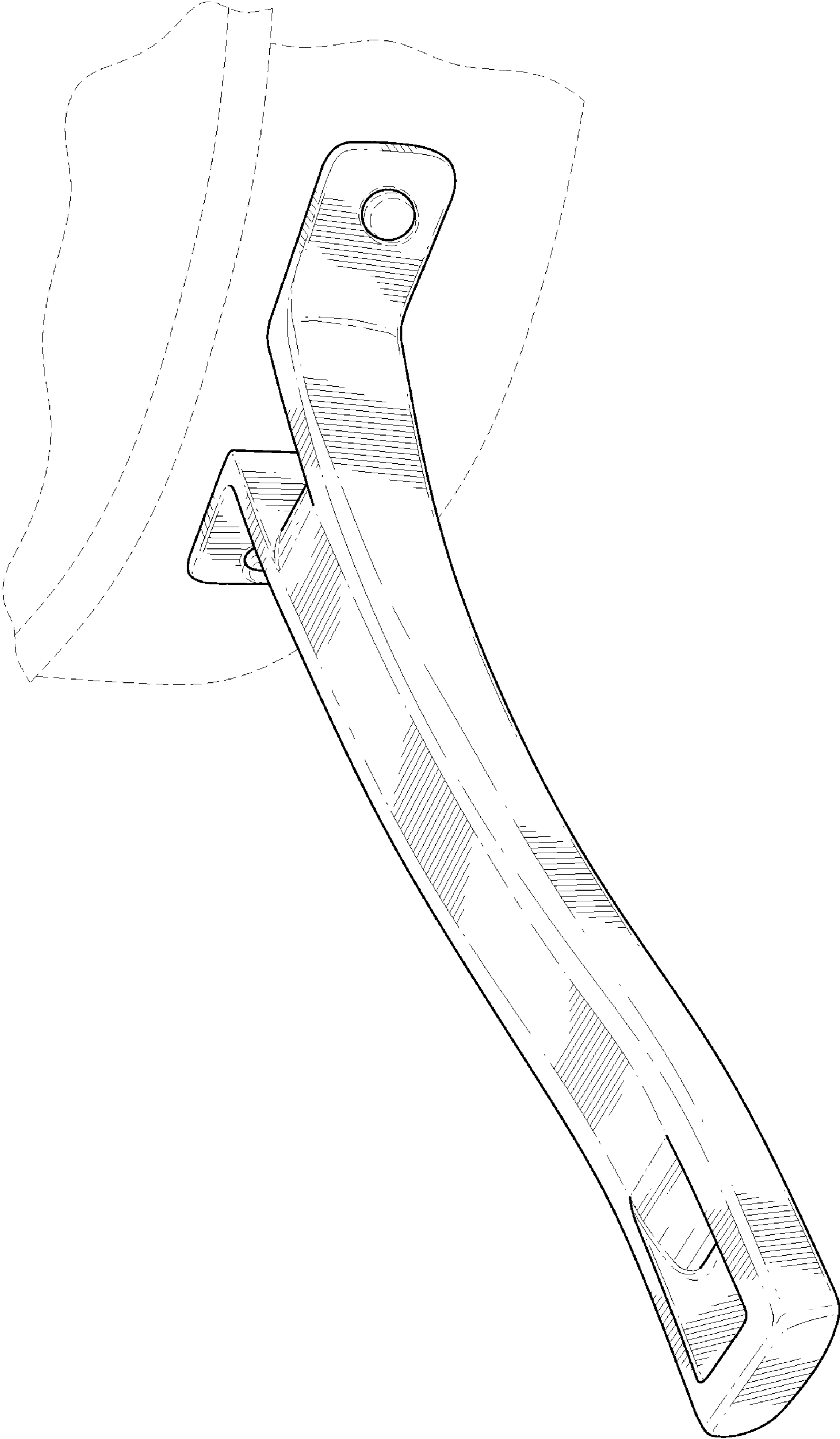


FIG. 1

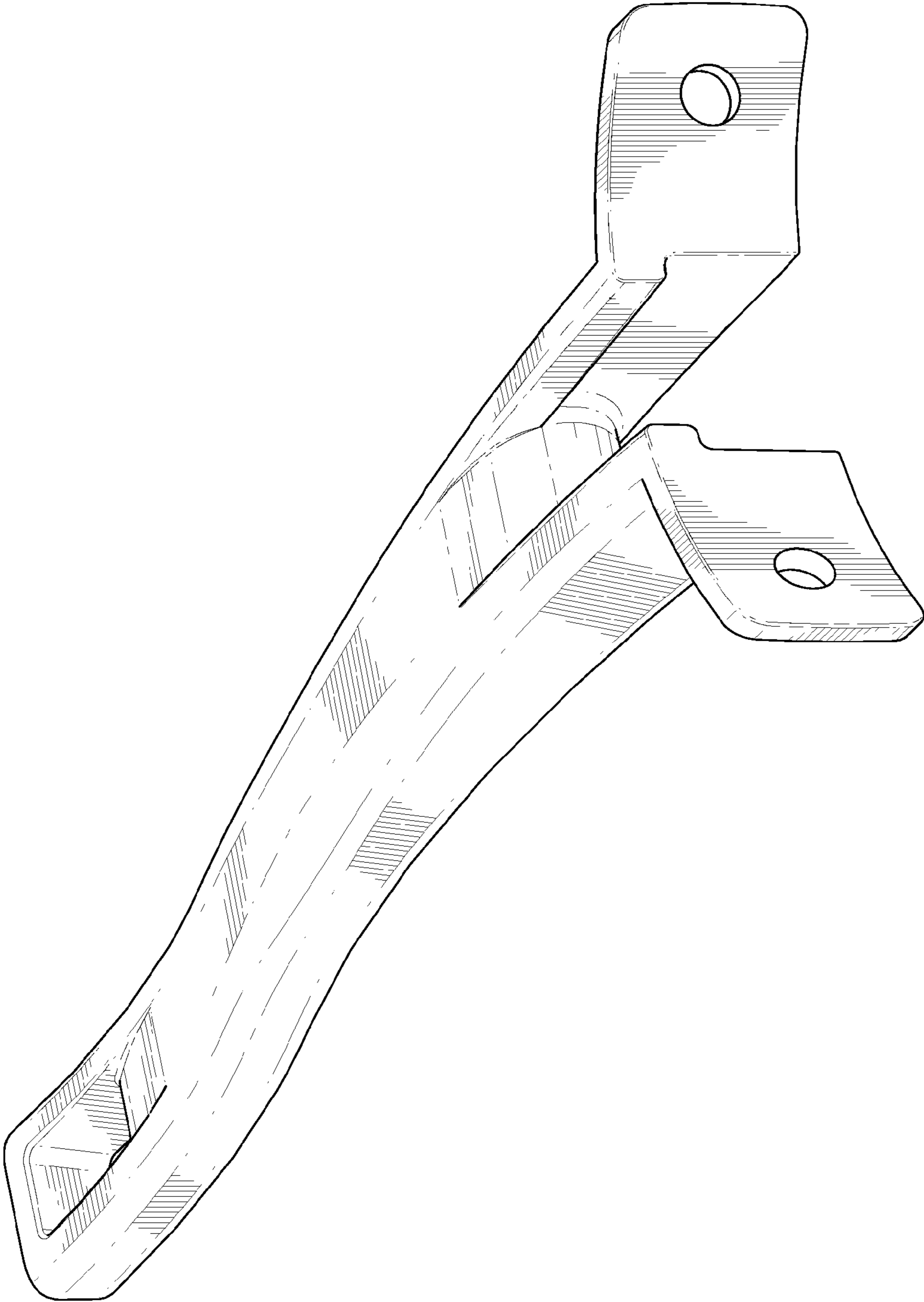


FIG. 2

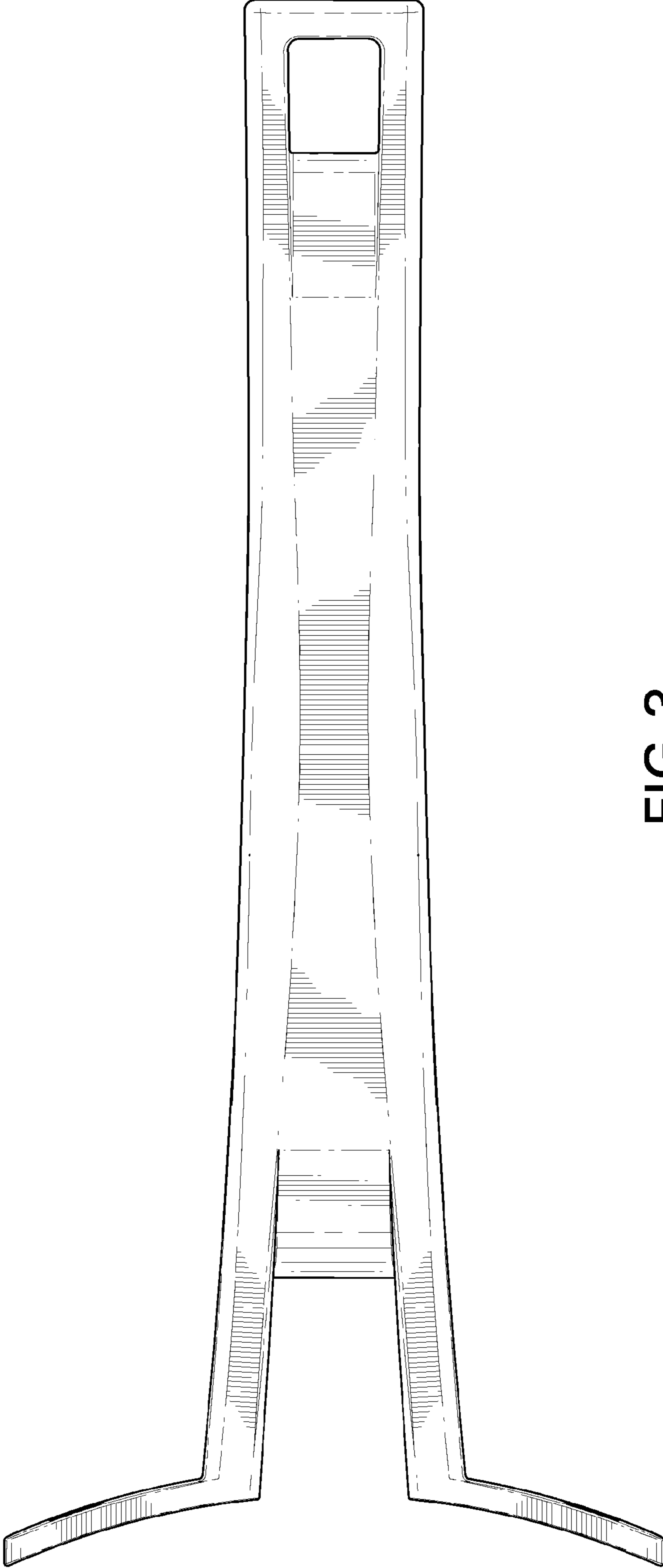


FIG. 3

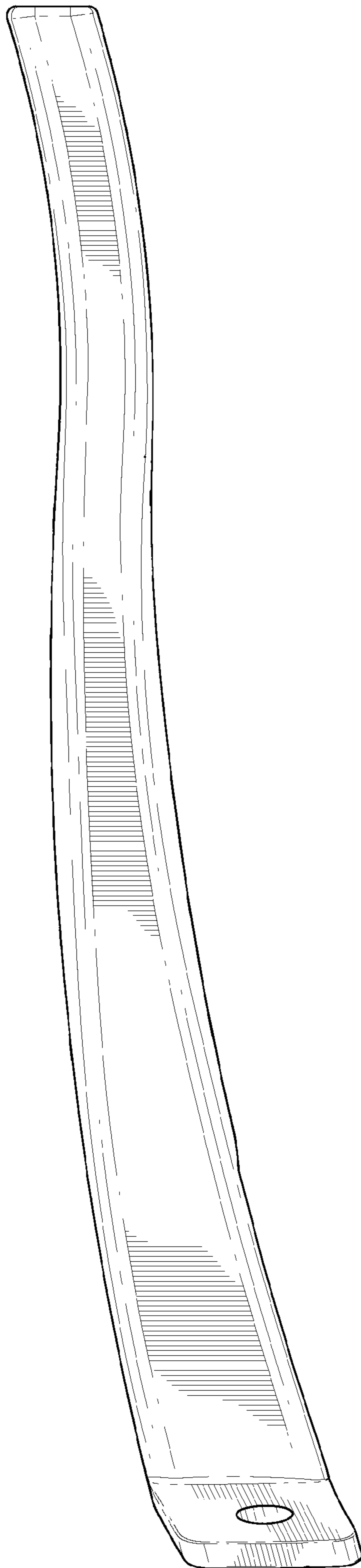


FIG.4

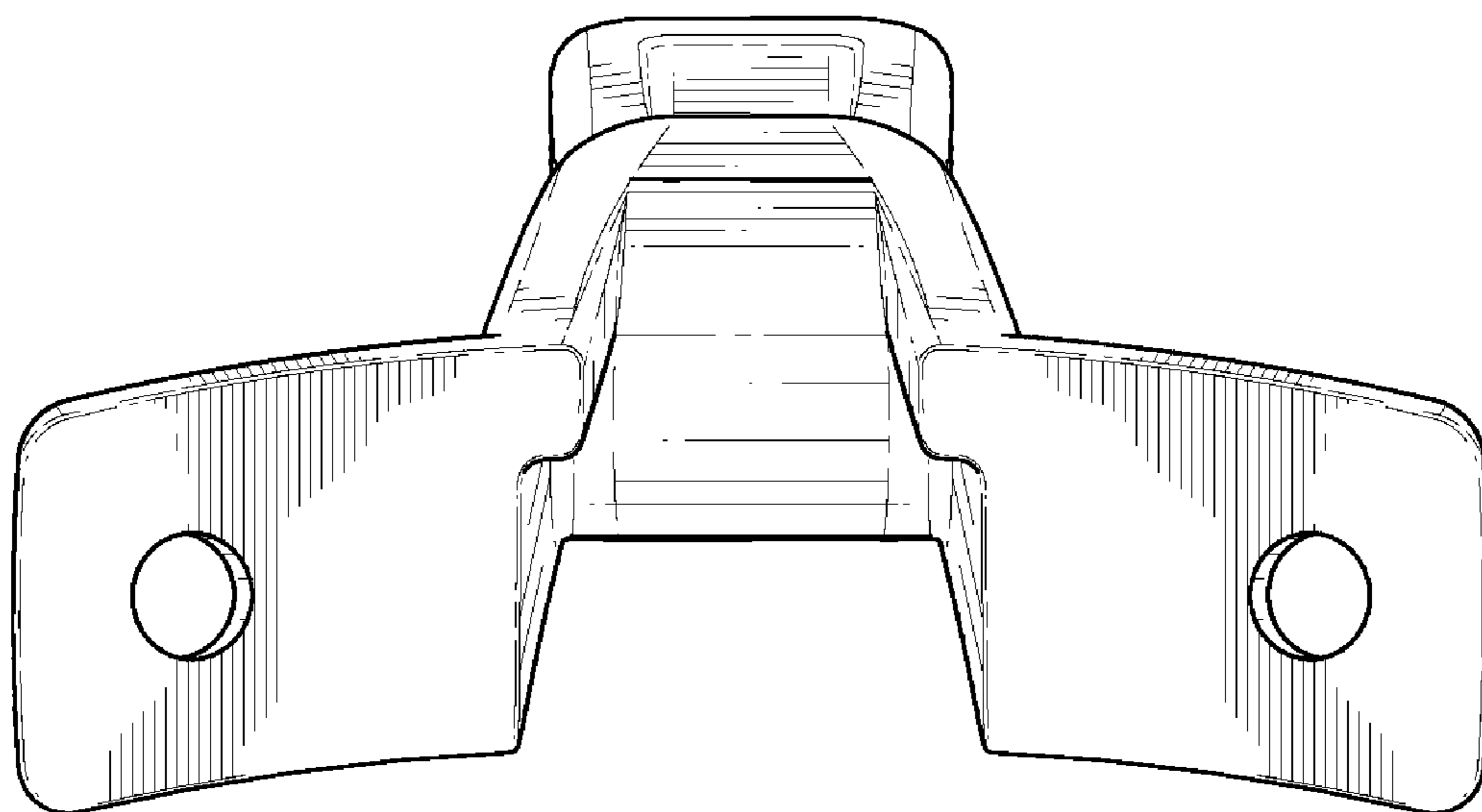


FIG. 5

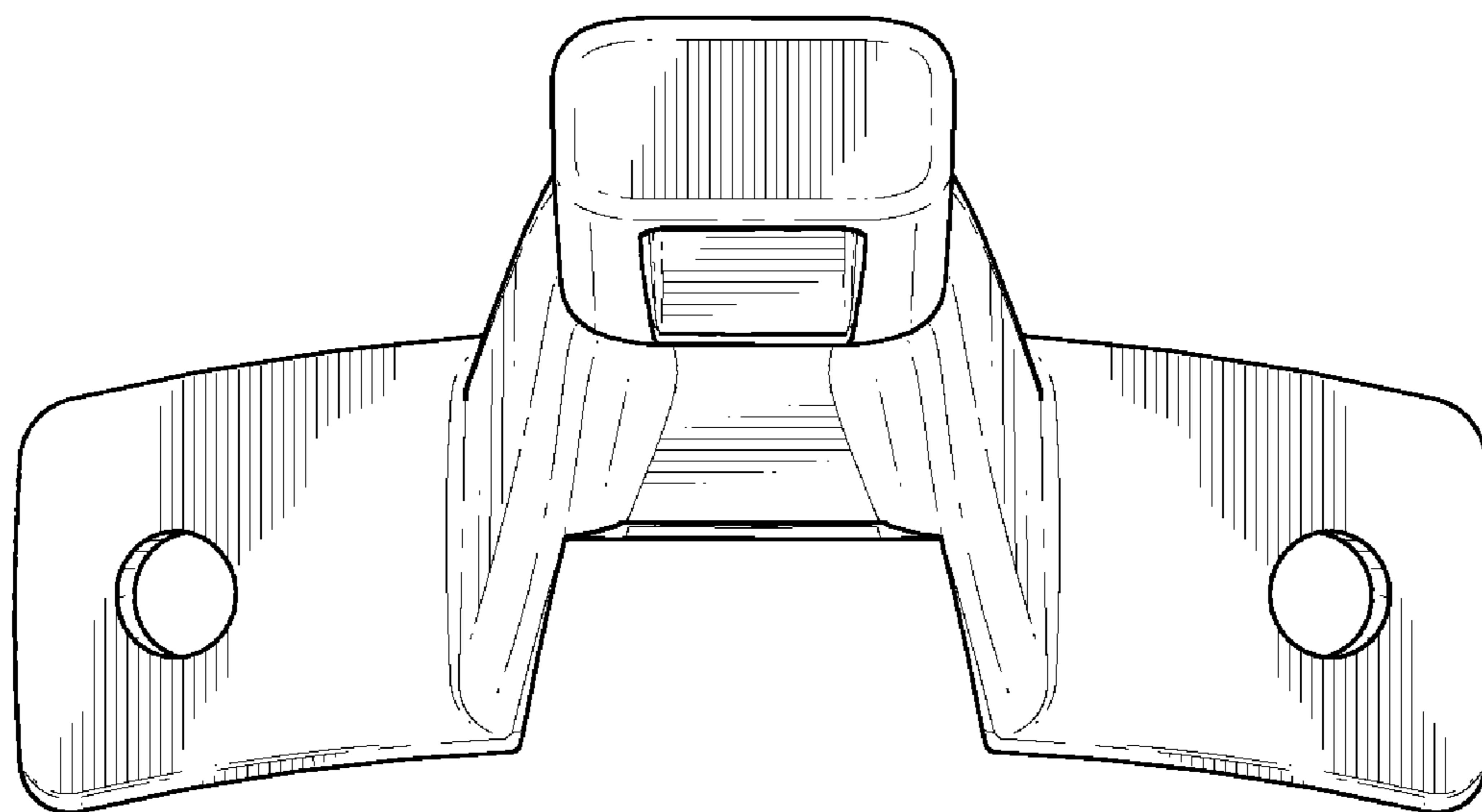


FIG. 6