



US00D598690S

(12) **United States Design Patent**
Ackland

(10) **Patent No.:** **US D598,690 S**

(45) **Date of Patent:** **** Aug. 25, 2009**

(54) **CLIP DISPLAY**

(75) Inventor: **Susie Ackland**, Ratby (GB)

(73) Assignee: **MARS, Incorporated**, McLean, VA
(US)

(**) Term: **14 Years**

(21) Appl. No.: **29/298,172**

(22) Filed: **Nov. 30, 2007**

(30) **Foreign Application Priority Data**

May 30, 2007 (EM) 000731617-0001

(51) **LOC (9) Cl.** **06-04**

(52) **U.S. Cl.** **D6/570**

(58) **Field of Classification Search** D6/515,
D6/553, 564, 569, 570, 574, 629, 462, 468,
D6/567; 108/28-29; 211/11, 13.1, 42, 71.01,
211/86.01, 88.01, 88.03, 90.01, 126.1, 133.5,
211/134, 153, 182; 248/235, 309.1

See application file for complete search history.

(56) **References Cited**

U.S. PATENT DOCUMENTS

3,557,965 A * 1/1971 Agerholm 211/11
D244,380 S * 5/1977 Crump et al. D6/553
D324,960 S * 3/1992 Rodack D6/570
D332,972 S * 2/1993 Lott D6/569
D400,751 S * 11/1998 Yung D6/564

D418,707 S * 1/2000 Loew D6/553
D426,041 S * 5/2000 Boghossian D6/553
D482,914 S * 12/2003 Prasad D6/515
D495,531 S * 9/2004 Allshouse et al. D6/468
D510,673 S * 10/2005 Prata dos Santos D6/629
D547,585 S * 7/2007 Netto et al. D6/574
D557,543 S * 12/2007 Hanson D6/570

* cited by examiner

Primary Examiner—Brian N Vinson

(74) *Attorney, Agent, or Firm*—Arent Fox LLP

(57) **CLAIM**

The ornamental design for a clip display, as shown and described.

DESCRIPTION

FIG. 1 is a front perspective view of a clip display showing our new design;

FIG. 2 is a rear perspective view of the design shown in FIG. 1;

FIG. 3 is a front view of the design shown in FIG. 1;


FIG. 4 is a rear view of the design shown in FIG. 1;

FIG. 5 is a left side view of the design shown in FIG. 1, wherein the right side view is an identical or mirror image thereof;

FIG. 6 is a top view of the design shown in FIG. 1; and,

FIG. 7 is a bottom view of the design shown in FIG. 1.

1 Claim, 3 Drawing Sheets






FIG. 1




FIG. 2

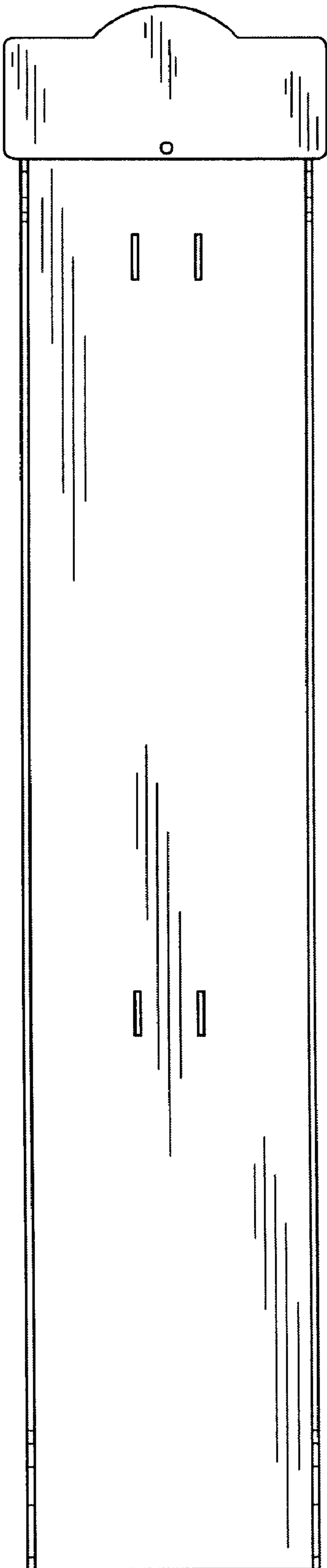


FIG.3

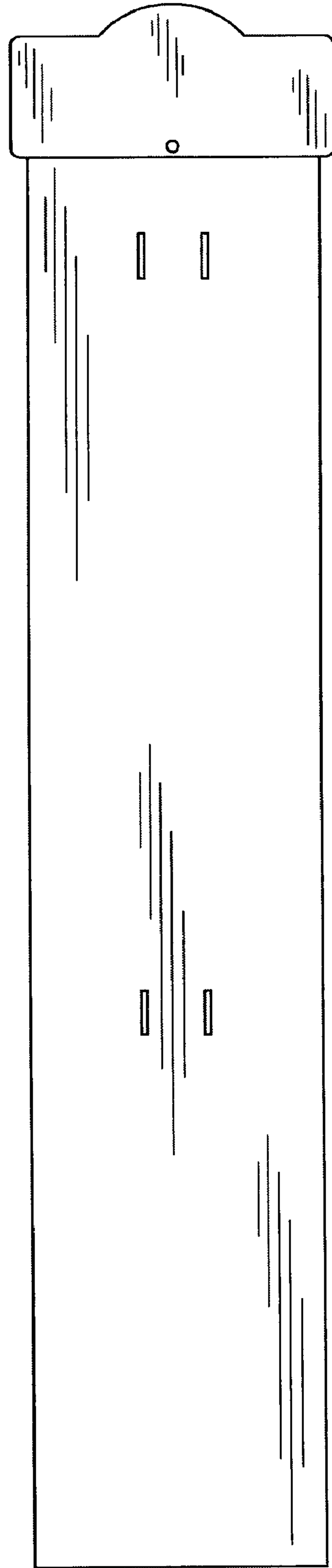


FIG.4




FIG. 5



FIG. 6



FIG. 7