



US00D598678S

(12) **United States Design Patent**
Domack et al.

(10) **Patent No.:** **US D598,678 S**

(45) **Date of Patent:** **** Aug. 25, 2009**

(54) **COCKTAIL TABLE**

D559,017 S 1/2008 Domack et al.
D560,403 S 1/2008 Domack et al.
D565,867 S 4/2008 Domack et al.

(75) Inventors: **Randy D. Domack**, Trempealeau, WI (US); **Terry A. Everson**, Blair, WI (US)

OTHER PUBLICATIONS

(73) Assignee: **Ashley Furniture Industries, Inc.**, Arcadia, WI (US)

Progressive, c1993, Flair table in front.*
Aragon T330, Ashley Furniture, prior to Jul. 24, 2008.
Urbandale T153, Ashley Furniture, prior to Jul. 24, 2008.
Macy's Furniture Store, unknown photograph, prior to Jul. 24, 2008.
Pinedale T197-13, Ashley Furniture Industries product catalog, vol. 6, Series 1, 2004, p. 211.

(**) Term: **14 Years**

* cited by examiner

(21) Appl. No.: **29/310,056**

(22) Filed: **Jul. 24, 2008**

Primary Examiner—Janice E Seeger

(51) **LOC (9) Cl.** **06-03**

(74) *Attorney, Agent, or Firm*—Patterson, Thuente, Skaar & Christensen, P.A.

(52) **U.S. Cl.** **D6/484**

(58) **Field of Classification Search** D6/480-489,
D6/495-499, 439-431, 423, 477-479; 108/150,
108/153.1, 155, 156, 161, 115, 118, 131,
108/129, 132, 120; 248/188, 188.1, 188.8
See application file for complete search history.

(57) **CLAIM**

The ornamental design for a cocktail table, as shown and described.

(56) **References Cited**

DESCRIPTION

U.S. PATENT DOCUMENTS

D114,758 S	*	5/1939	Hartman	D6/477
D254,164 S		2/1980	Gibson		
D297,989 S		10/1988	DeLuca		
D309,539 S	*	7/1990	Lewis	D6/479
D396,767 S		8/1998	De Blaay		
D448,210 S		9/2001	Cain		
D469,633 S		2/2003	Hirsch		
D473,734 S	*	4/2003	Weaver	D6/484
D482,216 S	*	11/2003	Weaver	D6/484
D486,653 S	*	2/2004	Weaver et al.	D6/336
D492,512 S		7/2004	Domack		
D511,057 S		11/2005	Mohundro		
D532,220 S		11/2006	Domack et al.		


FIG. 1 is a front corner perspective view of a cocktail table according to an embodiment of the invention. The view from the opposite back corner being identical to this view.

FIG. 2 is a front elevational view of a cocktail table according to an embodiment of the invention. The view from the back being identical hereto.

FIG. 3 is a side elevational view of a cocktail table according to an embodiment of the invention. The view from the opposite side being identical hereto; and,

FIG. 4 is a top plan view of a cocktail table according to an embodiment of the invention.

1 Claim, 4 Drawing Sheets



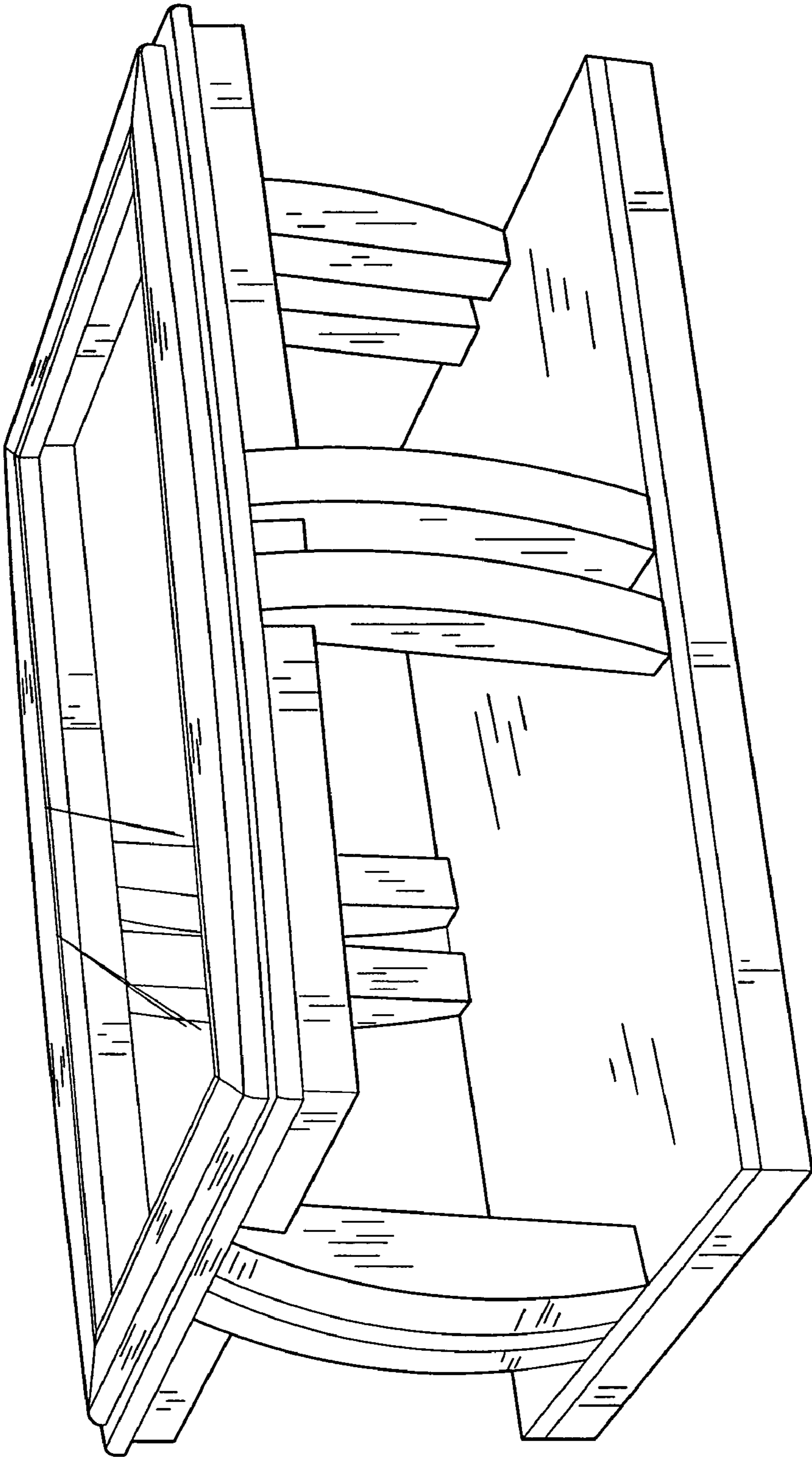


FIG. 1

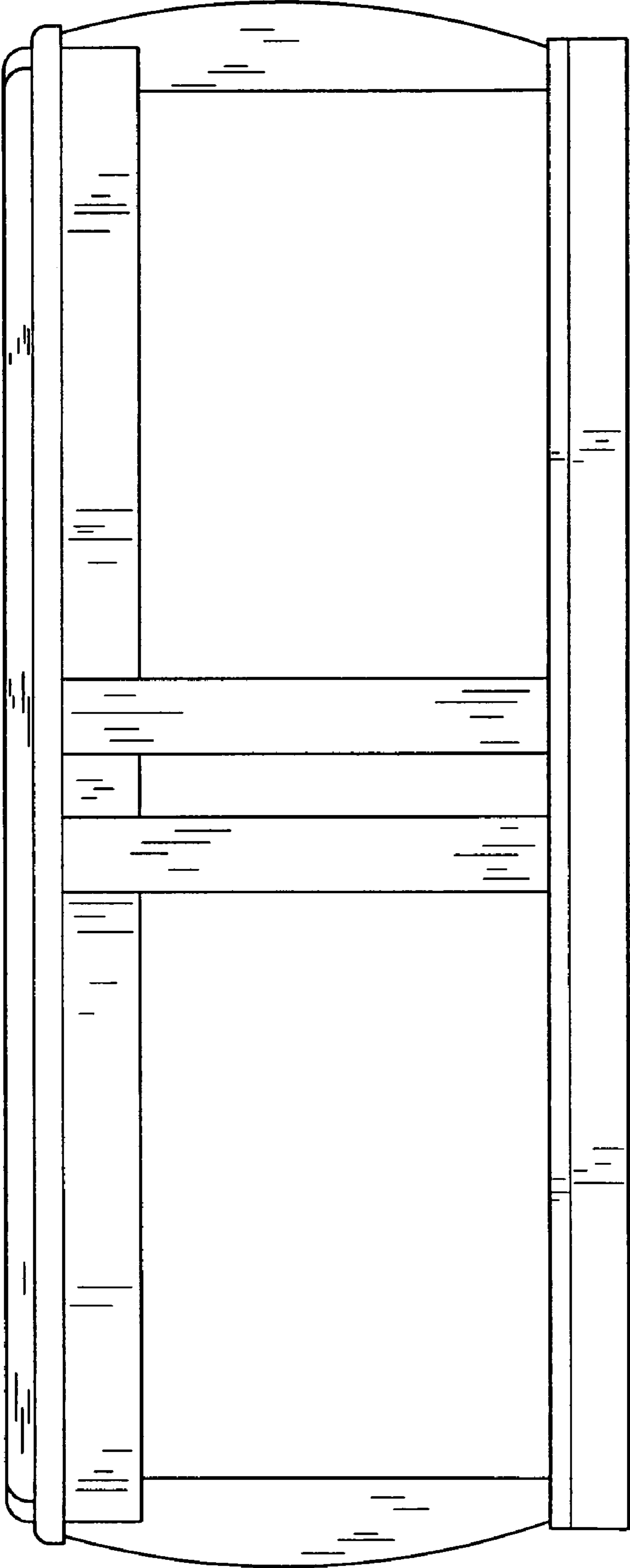


FIG. 2

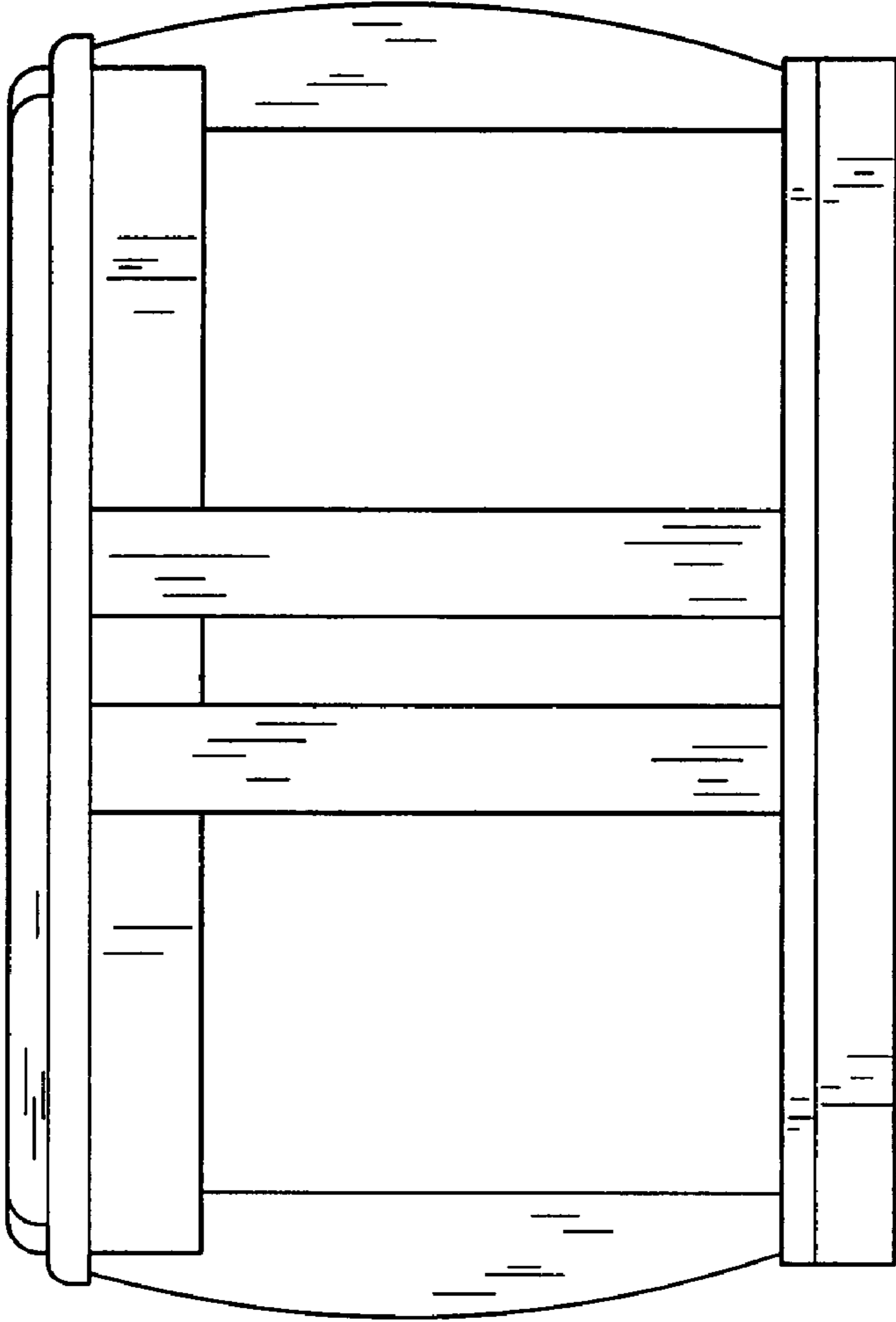


FIG. 3

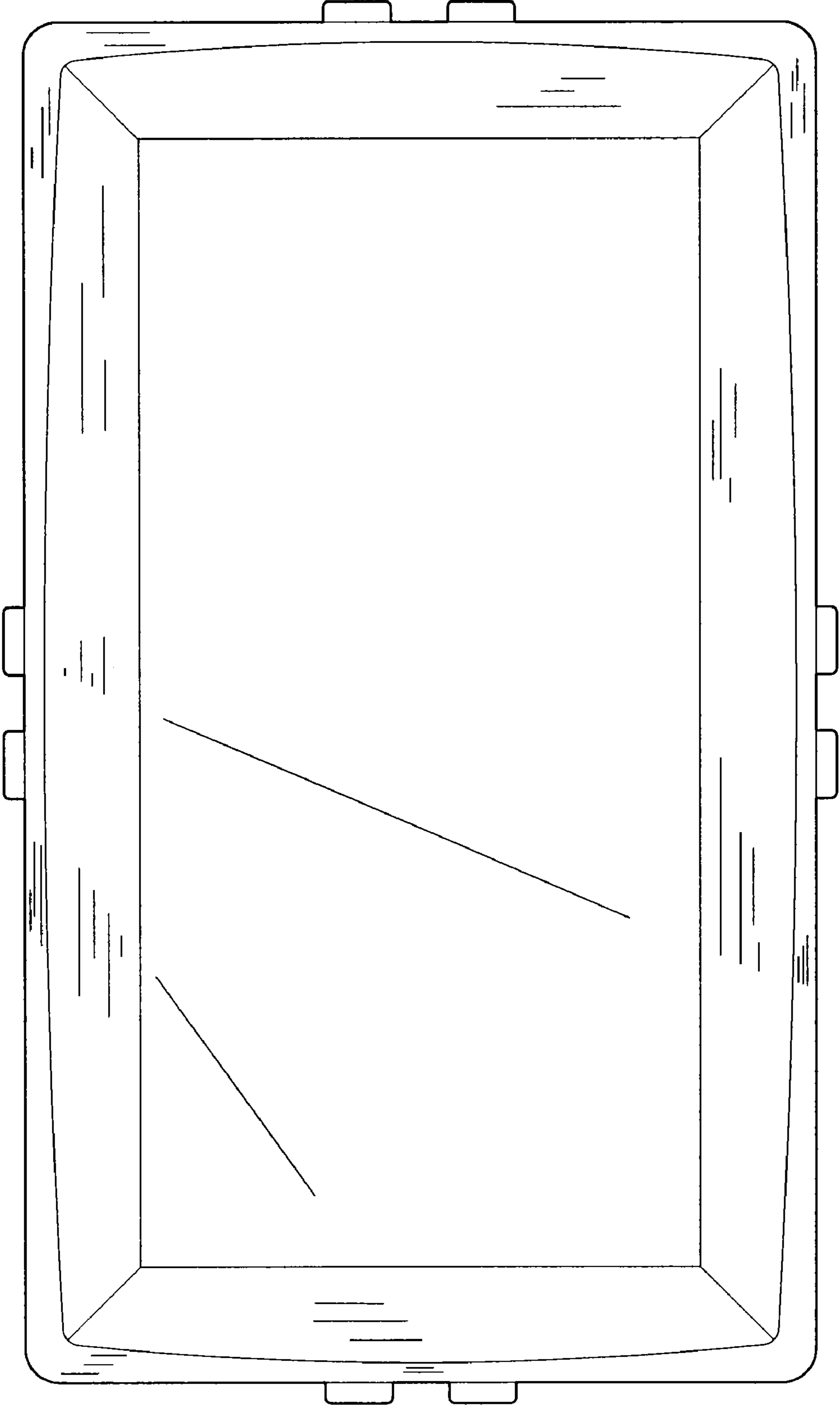


FIG. 4