



US00D598669S

(12) **United States Design Patent**
Schweikarth et al.

(10) **Patent No.:** **US D598,669 S**
(45) **Date of Patent:** **** Aug. 25, 2009**

(54) **SIDE CHAIR**

(75) Inventors: **Derek Schweikarth**, Celestine, IN (US);
John Jakobson, Jasper, IN (US);
Meghan Smith, Jasper, IN (US); **Joe Moya**, Jasper, IN (US)

(73) Assignee: **Kimball International, Inc.**, Jasper, IN (US)

(**) Term: **14 Years**

(21) Appl. No.: **29/319,216**

(22) Filed: **Jun. 5, 2008**

(51) **LOC (9) Cl.** **06-01**

(52) **U.S. Cl.** **D6/379**

(58) **Field of Classification Search** D6/334-336,
D6/379-380, 369-376, 499, 500-502; 297/411.43,
297/411.44, 445.1, 446.1, 452.46, 448.1,
297/58, 452.2, 452.29, DIG. 2

See application file for complete search history.

(56) **References Cited**

U.S. PATENT DOCUMENTS

D277,143 S	1/1985	Helmholdt
D296,735 S	7/1988	Hollington
D300,189 S	3/1989	Frinier
D300,588 S	4/1989	White

(Continued)

OTHER PUBLICATIONS

Bernardt product information, blitz, at least as early as Jun. 5, 2008.

(Continued)

Primary Examiner—Caron Veynar

Assistant Examiner—Abraham Bahta

(74) *Attorney, Agent, or Firm*—Baker & Daniels LLP

(57) **CLAIM**

The ornamental design for a side chair, as shown and described.

DESCRIPTION

FIG. 1 is a perspective view of a side chair according to a first embodiment of our new design;

FIG. 2 is a rear perspective view thereof;

FIG. 3 is a front view thereof;

FIG. 4 is a rear view thereof;

FIG. 5 is a right side view thereof;

FIG. 6 is a left side view thereof; and

FIG. 7 is a top view thereof.

FIG. 8 is a perspective view of a side chair according to a second embodiment of our new design;

FIG. 9 is a rear perspective view thereof;

FIG. 10 is a front view thereof;

FIG. 11 is a rear view thereof;

FIG. 12 is a right side view thereof;

FIG. 13 is a left side view thereof; and

FIG. 14 is a top view thereof.

FIG. 15 is a perspective view of a side chair according to a third embodiment of our new design;

FIG. 16 is a rear perspective view thereof;

FIG. 17 is a front view thereof;

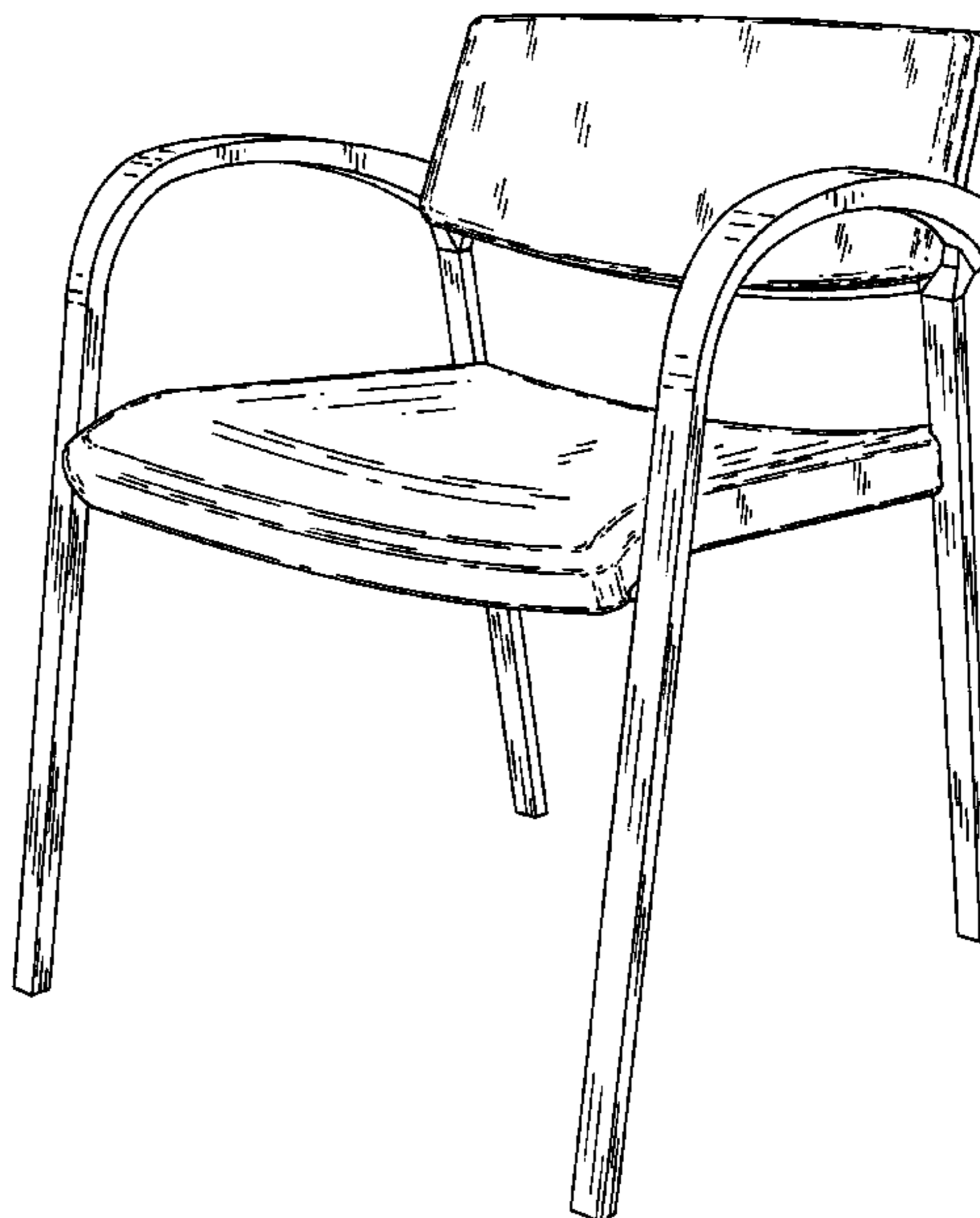
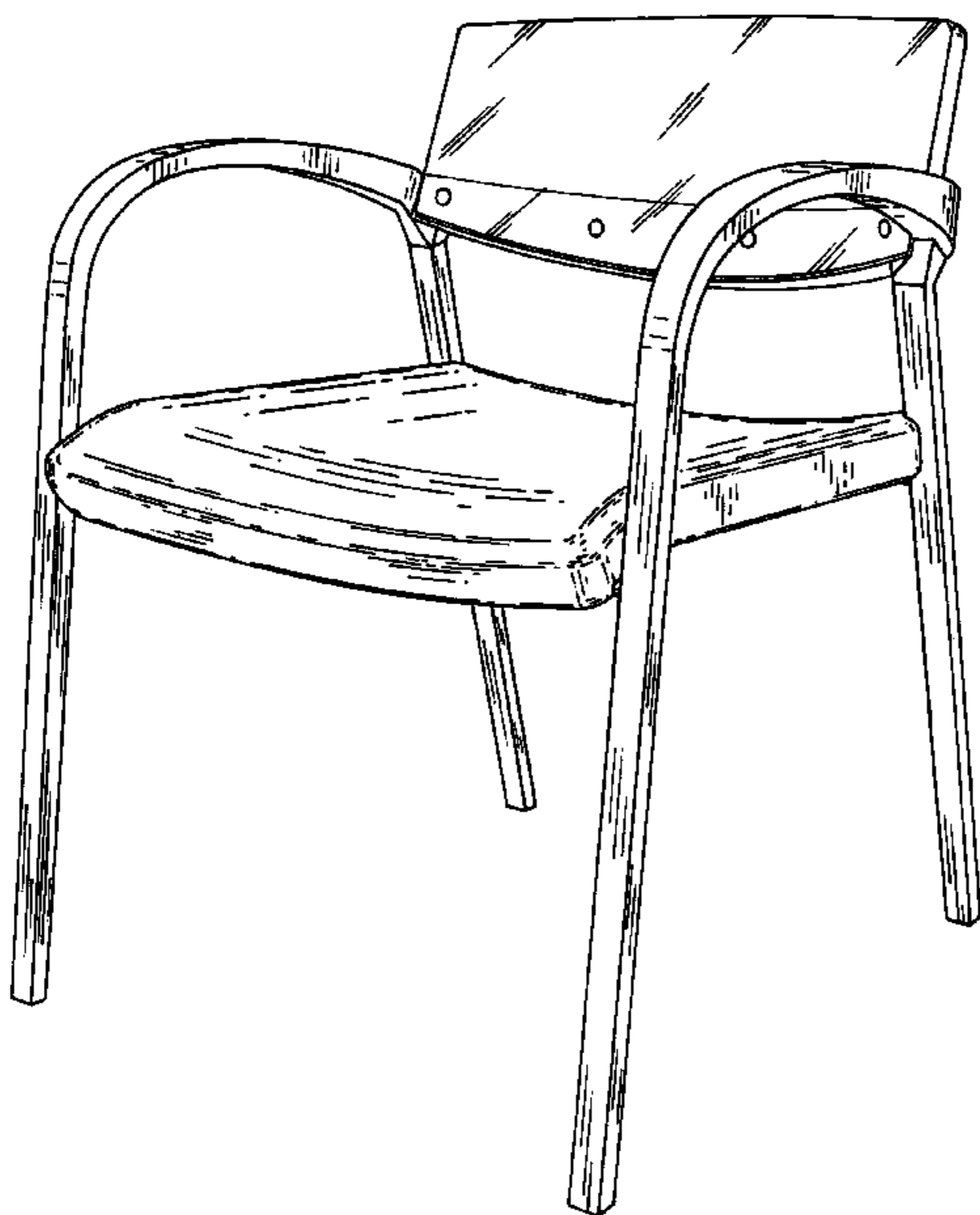
FIG. 18 is a rear view thereof;

FIG. 19 is a right side view thereof;

FIG. 20 is a left side view thereof; and,

FIG. 21 is a top view thereof.

1 Claim, 21 Drawing Sheets



US D598,669 S

Page 2

U.S. PATENT DOCUMENTS

D308,605 S 6/1990 Uecker et al.
D320,507 S 10/1991 Shields
D330,478 S 10/1992 Wogoman et al.
D337,442 S 7/1993 Baker
D338,785 S 8/1993 Lange
D353,498 S 12/1994 Cox
D354,634 S 1/1995 Scheper et al.
D355,081 S 2/1995 Scheper
D355,303 S 2/1995 Scheper et al.
D379,408 S 5/1997 Feldberg
D382,149 S 8/1997 Pimental et al.
D385,425 S 10/1997 Goetz
D391,412 S 3/1998 James et al.
D396,567 S 8/1998 Saul
D396,976 S 8/1998 Cronk
D400,018 S 10/1998 James et al.
D405,283 S 2/1999 James
D408,165 S 4/1999 Kemnitzer
D409,022 S 5/1999 Vanderwood et al.
D411,380 S 6/1999 Goodworth et al.
D411,395 S 6/1999 Edwards
D420,226 S 2/2000 Sabo
D427,793 S 7/2000 Groulx et al.
D429,910 S 8/2000 Starczewski
D433,384 S 11/2000 Wu
D433,834 S 11/2000 Neil
D437,702 S 2/2001 Koepke et al.
D442,792 S 5/2001 Martin
D444,956 S 7/2001 Martin
D445,579 S 7/2001 Olson
D446,396 S 8/2001 Phillips et al.
D446,400 S 8/2001 Schultz et al.
D446,960 S 8/2001 Lovegrove
D449,461 S 10/2001 Cramer
D462,186 S 9/2002 Schultz et al.
D465,938 S 11/2002 Huang
D467,445 S 12/2002 Saffell et al.
D469,265 S 1/2003 Holbrook et al.
D477,471 S 7/2003 Brooks
D488,631 S 4/2004 Newhouse
D491,382 S 6/2004 Caldwell
D495,166 S 8/2004 Chu
D495,167 S 8/2004 Chu
D496,535 S 9/2004 Goodworth
D505,024 S 5/2005 Bellin
D506,334 S 6/2005 Chu
D507,423 S 7/2005 Beaulieu et al.
D511,051 S 11/2005 Quintal
D514,833 S 2/2006 Kinoshita
D516,832 S * 3/2006 Schweikarth et al. D6/379

D517,828 S 3/2006 Magnani et al.
D518,318 S 4/2006 Koepke
D534,383 S 1/2007 Chu
D535,486 S 1/2007 Huang
D540,559 S * 4/2007 Neil D6/379
D542,046 S * 5/2007 Pessa D6/379
D543,374 S 5/2007 Huerlimann
D543,736 S 6/2007 Shields
D544,234 S 6/2007 Olano
D546,089 S 7/2007 Ebenestelli
D547,963 S 8/2007 Olano
D548,477 S 8/2007 Olano
D549,979 S 9/2007 Kane et al.
D555,928 S * 11/2007 Pensi D6/379
D579,052 S * 10/2008 Ciani et al. D6/379
D579,226 S * 10/2008 Pinaffo et al. D6/379
D581,180 S * 11/2008 Chi D6/380
D587,477 S * 3/2009 Neil D6/379

OTHER PUBLICATIONS

Bernhardt product information, pilot, at least as early as Jun. 5, 2008.
Bernhardt product information, aria, at least as early as Jun. 5, 2008.
Bernhardt product information, studio, at least as early as Jun. 5, 2008.
Bernhardt product information, strada, at least as early as Jun. 5, 2008.
OFS product information, Elite, at least as early as Jun. 5, 2008.
OFS product information, CS2, at least as early as Jun. 5, 2008.
OFS product information, CS3, at least as early as Jun. 5, 2008.
OFS product information, CS4, at least as early as Jun. 5, 2008.
OFS product information, Number Nine, at least as early as Jun. 5, 2008.
First Office product information, Sleek, at least as early as Jun. 5, 2008.
First Office product information, Jewel, at least as early as Jun. 5, 2008.
Hon product information, Park Avenue, at least as early as Jun. 5, 2008.
SitOnIt Product Information, Influence, at least as early as Jun. 5, 2008.
Global Product Information, Karizma, at least as early as Jun. 5, 2008.
Steelcase Product Information, Siento, at least as early as Jun. 5, 2008.
Brayton Product Information, Chord, at least as early as Jun. 5, 2008.
National Product Information, Aurora, at least as early as Jun. 5, 2008.
Paoli Furniture Product Information, Artisan, at least as early as Jun. 5, 2008.
Jofco Product Information, Alloya, at least as early as Jun. 5, 2008.

* cited by examiner

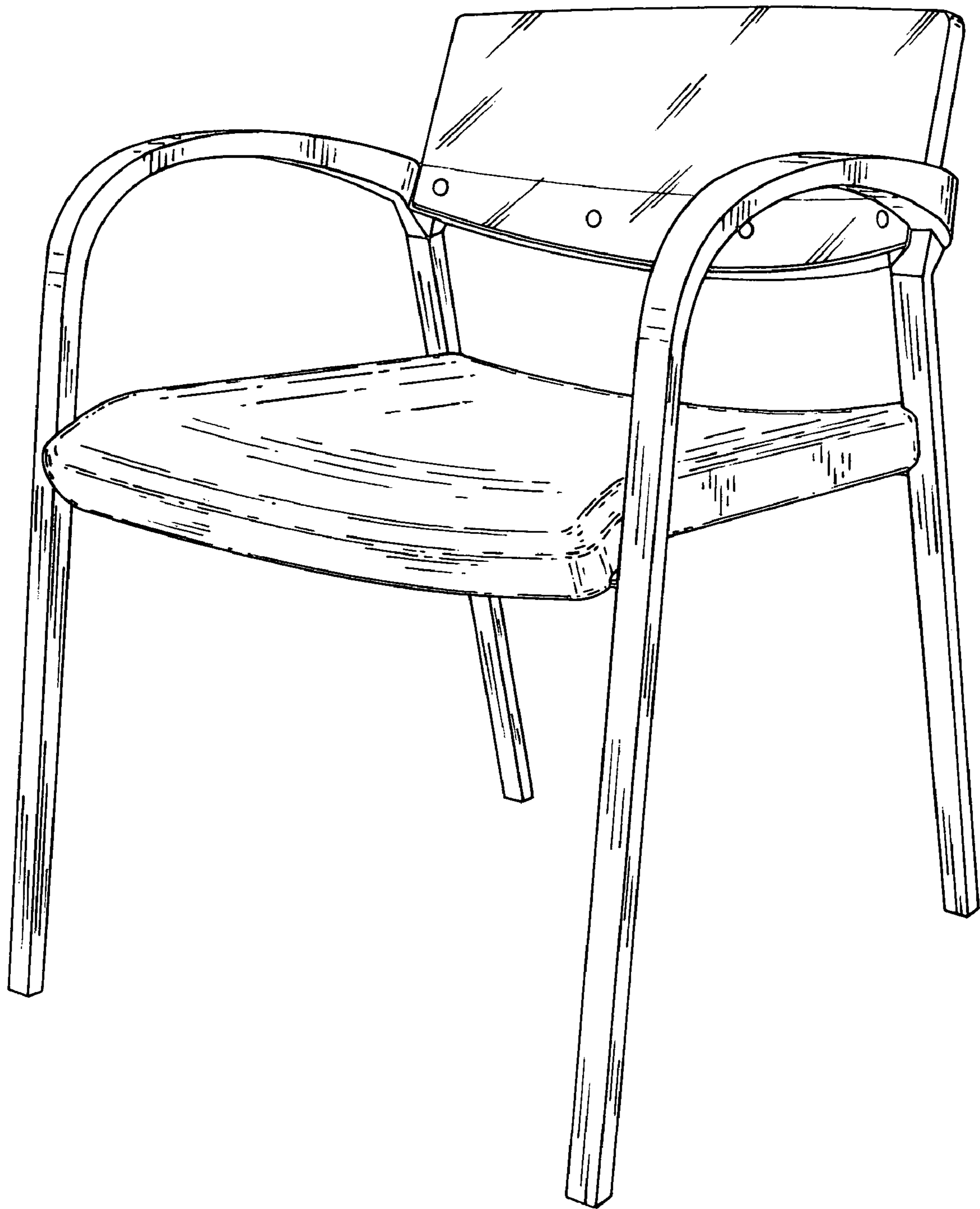


FIG. 1

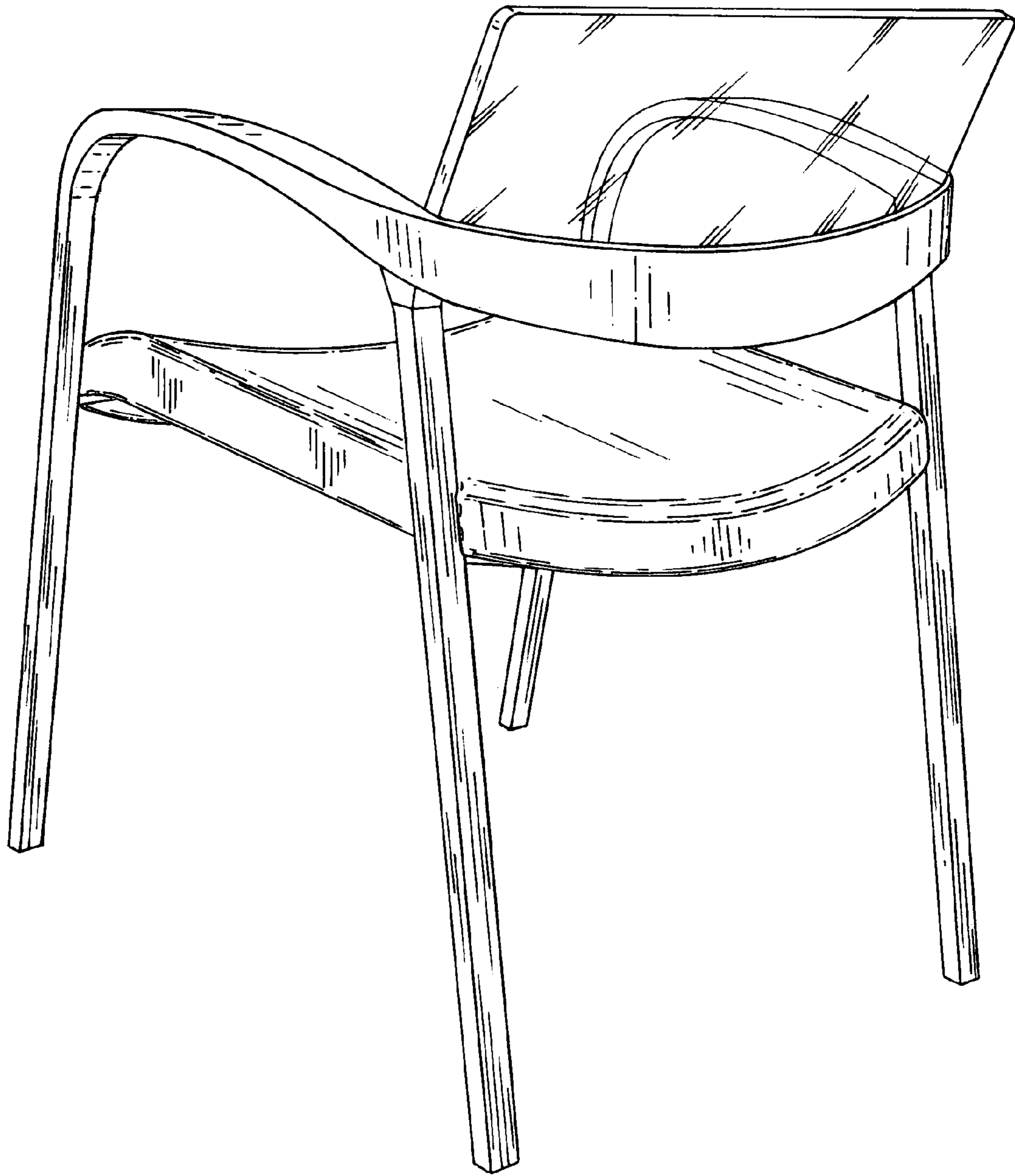


FIG. 2

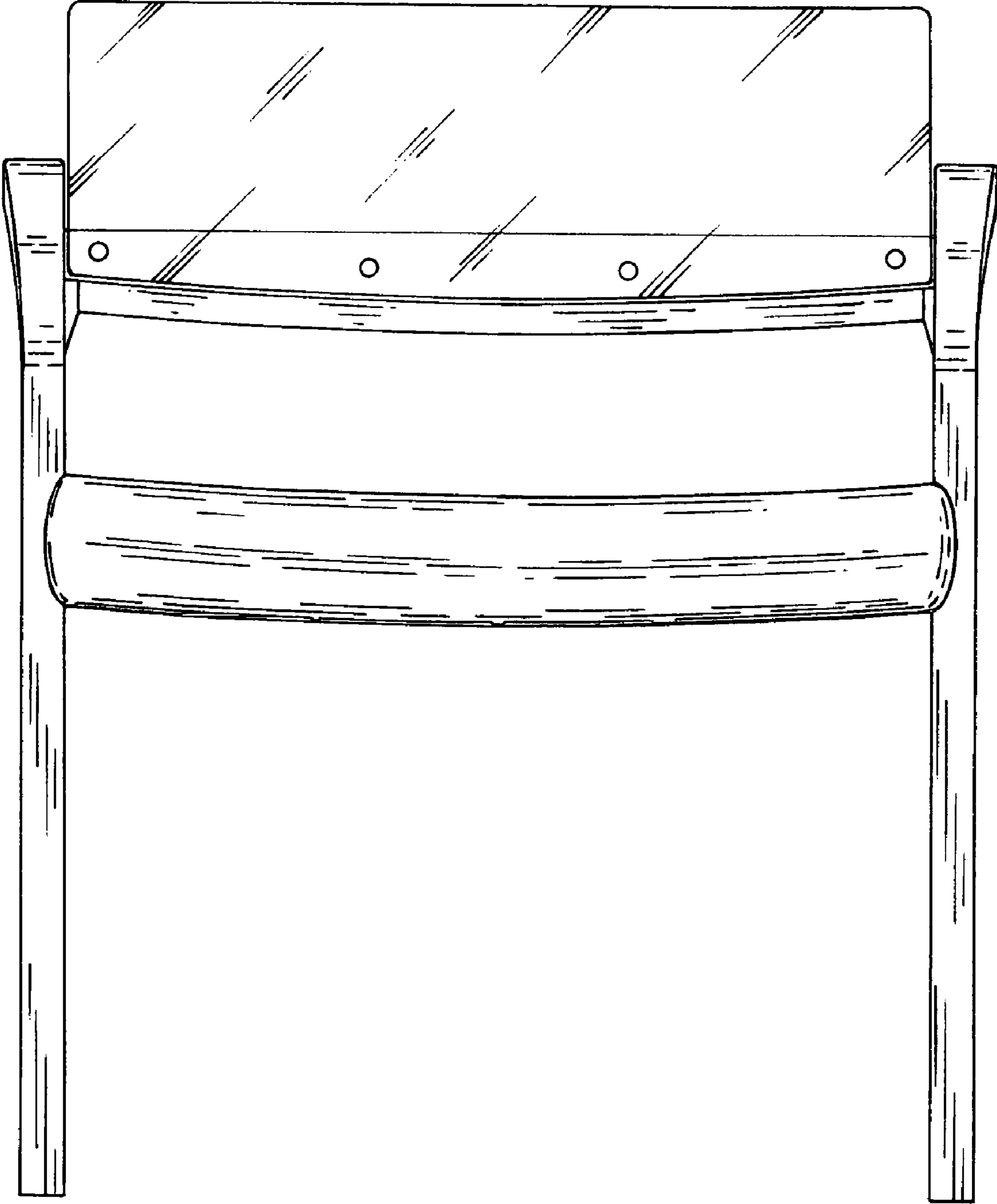


FIG. 3

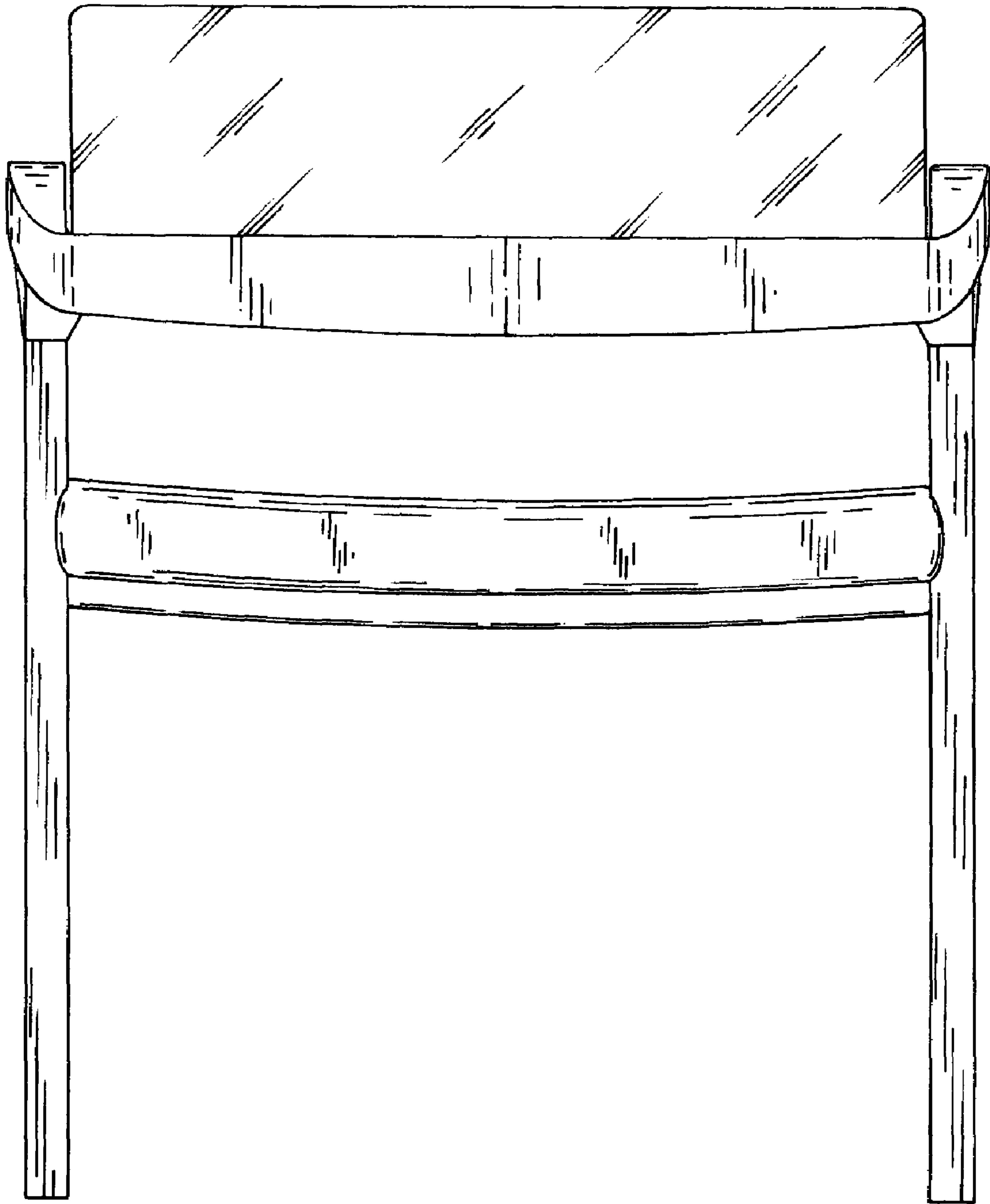


FIG. 4

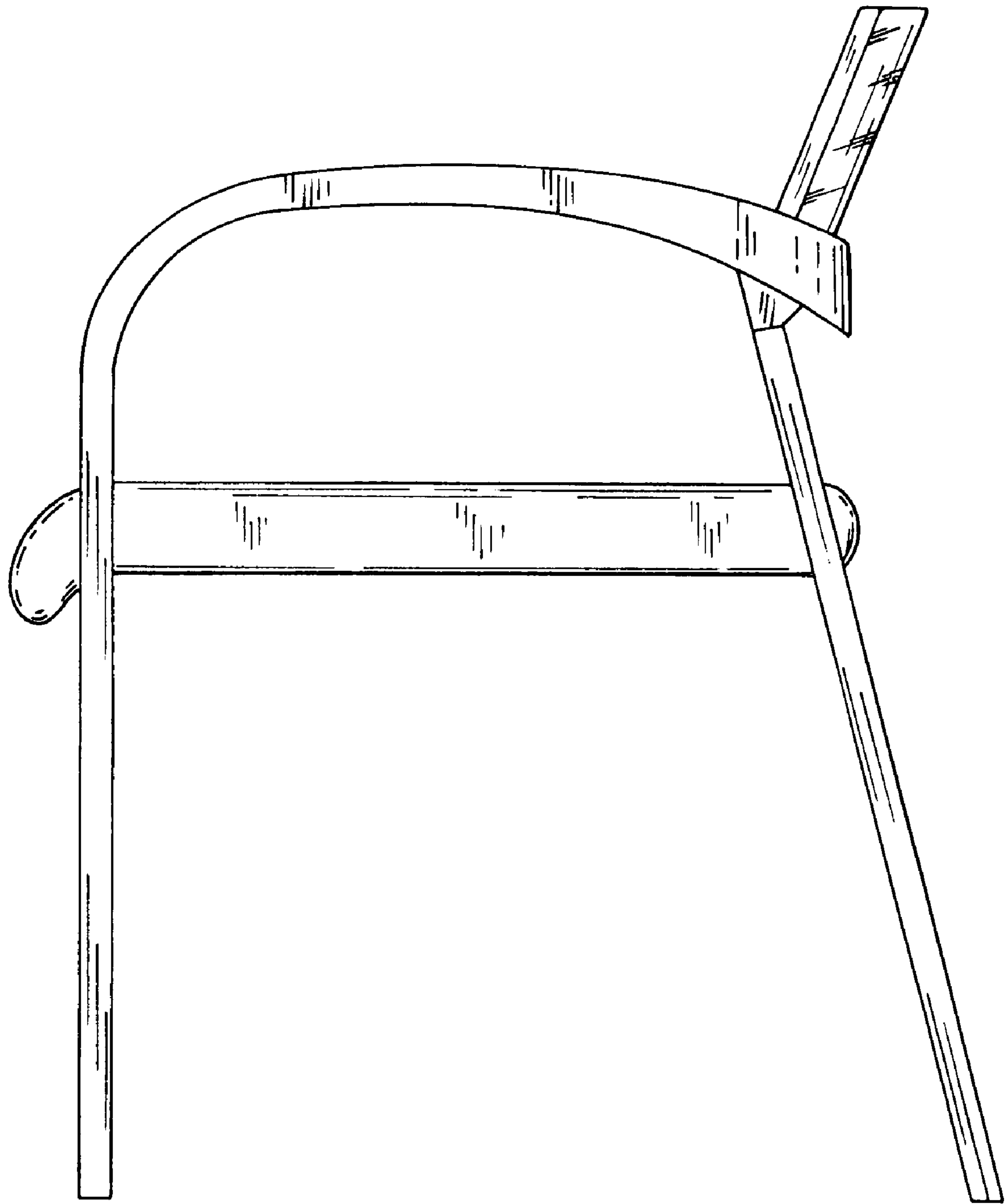


FIG. 5

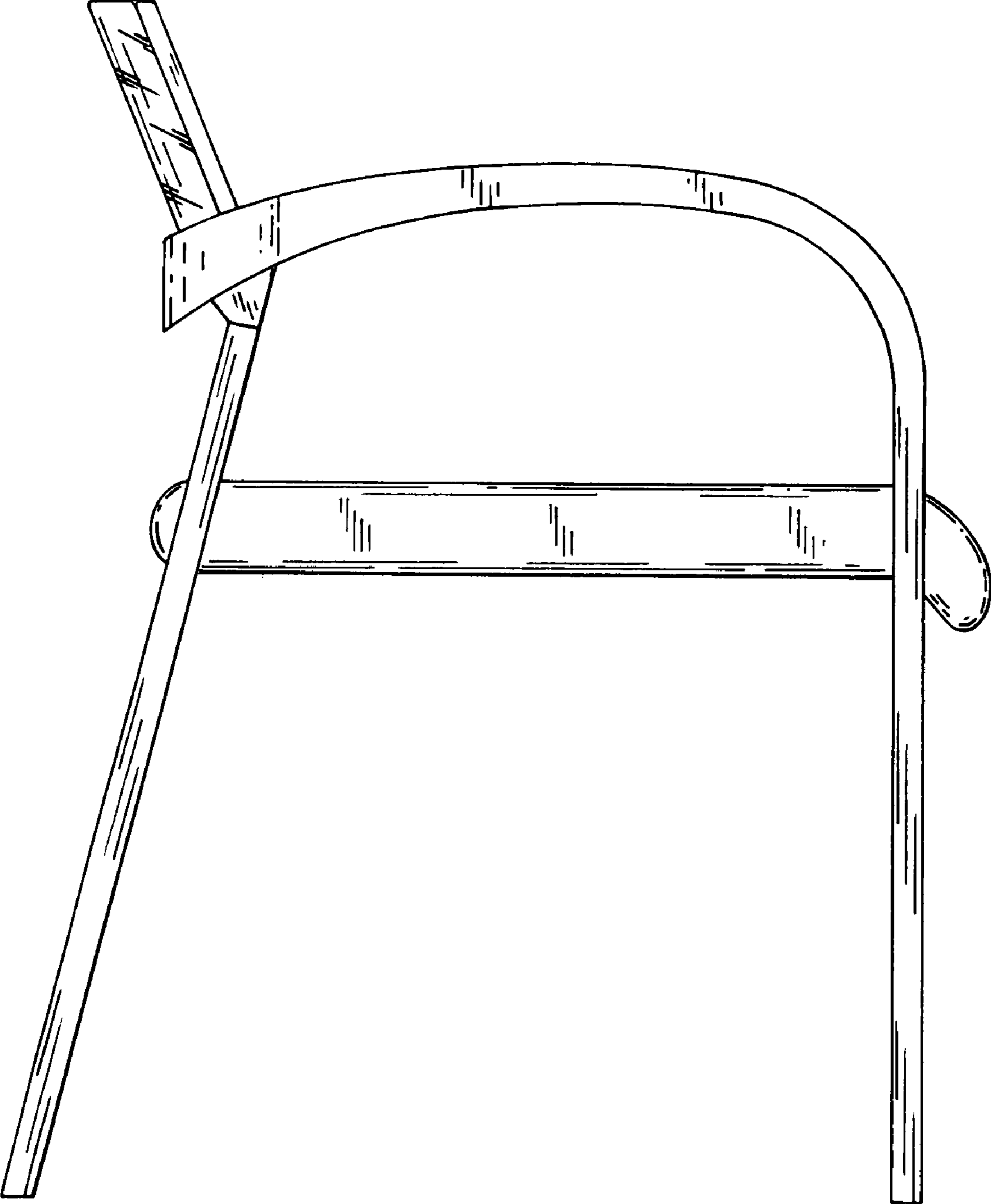


FIG. 6

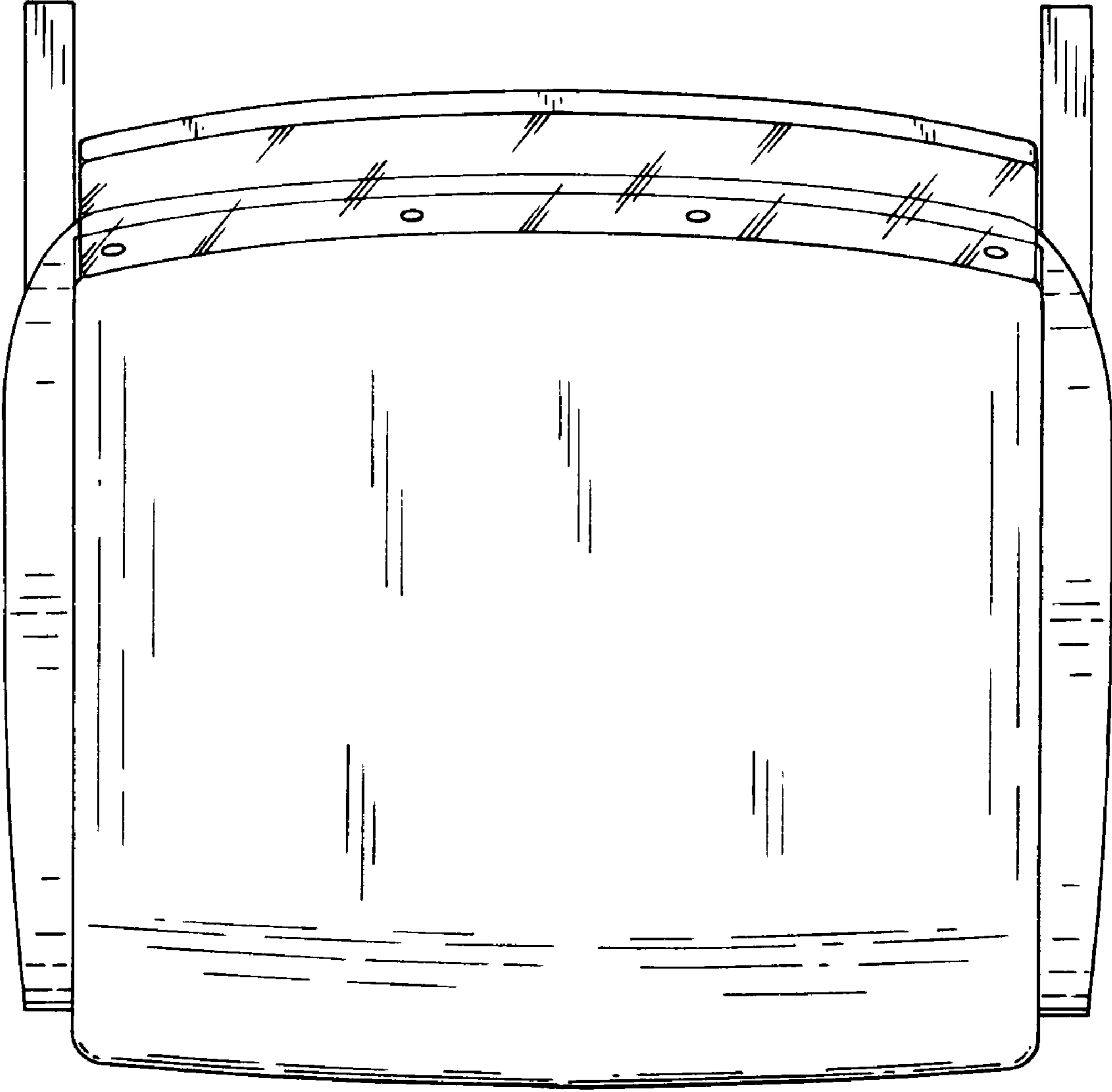


FIG. 7

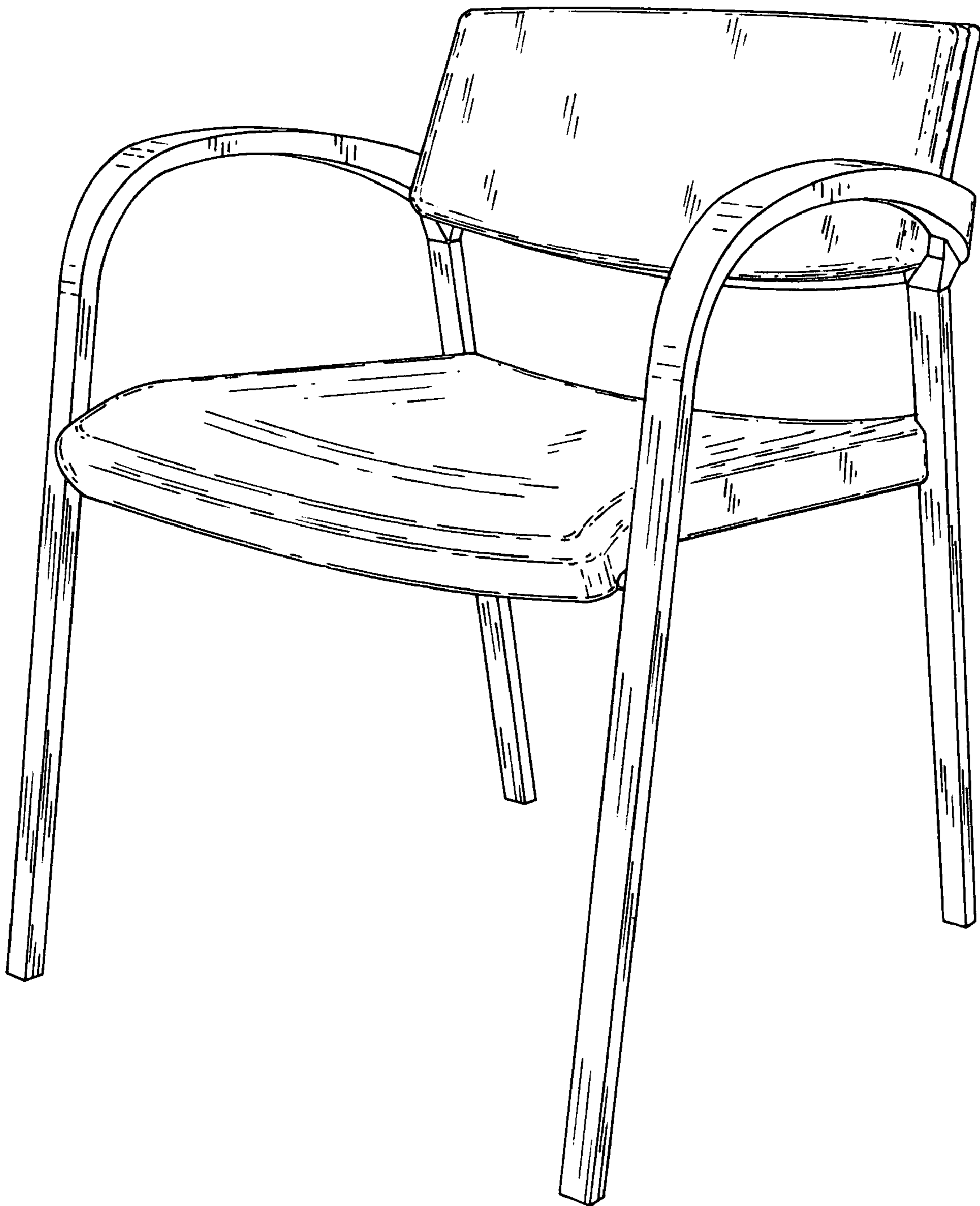


FIG. 8

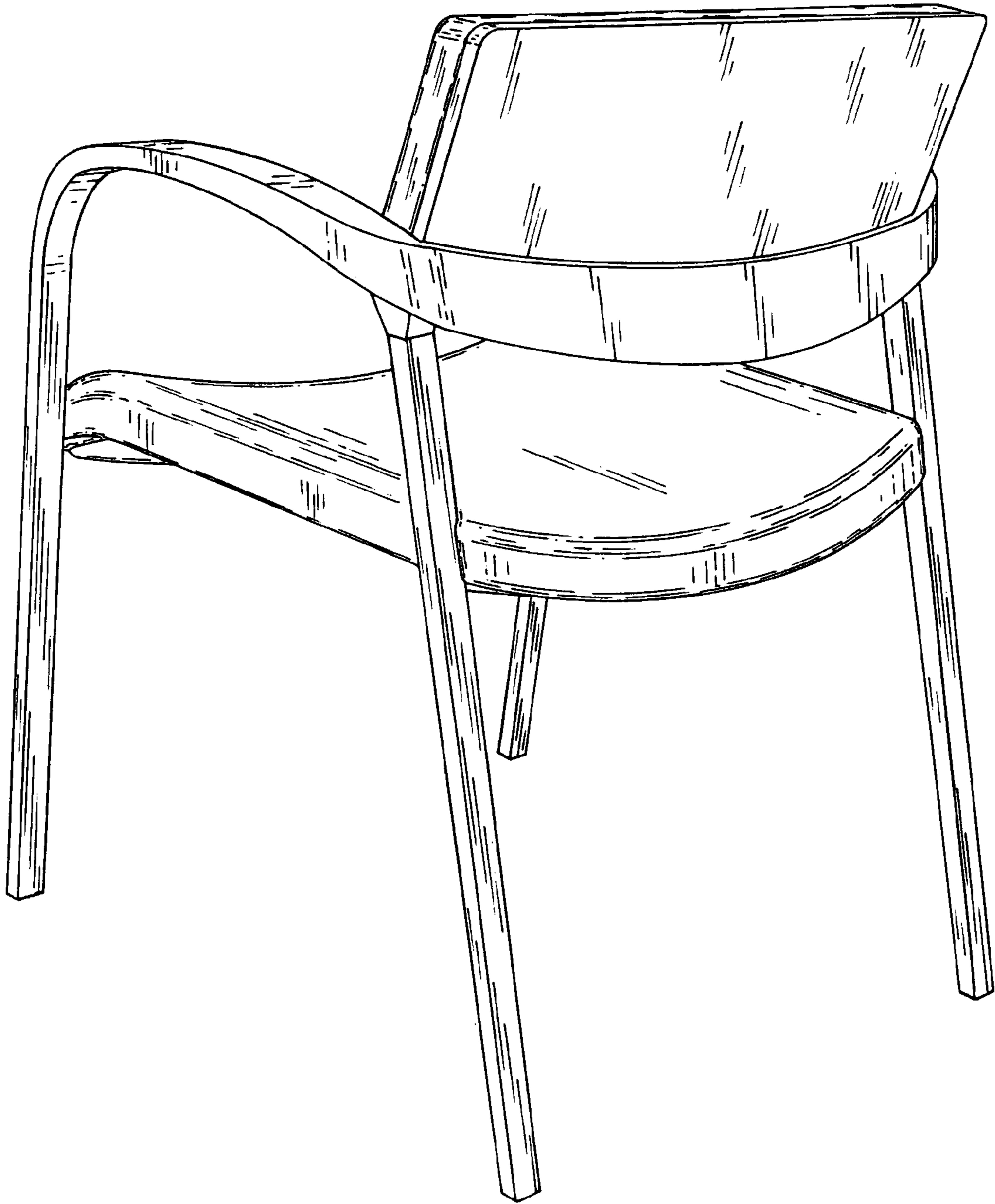



FIG. 9



FIG_10




FIG. 11

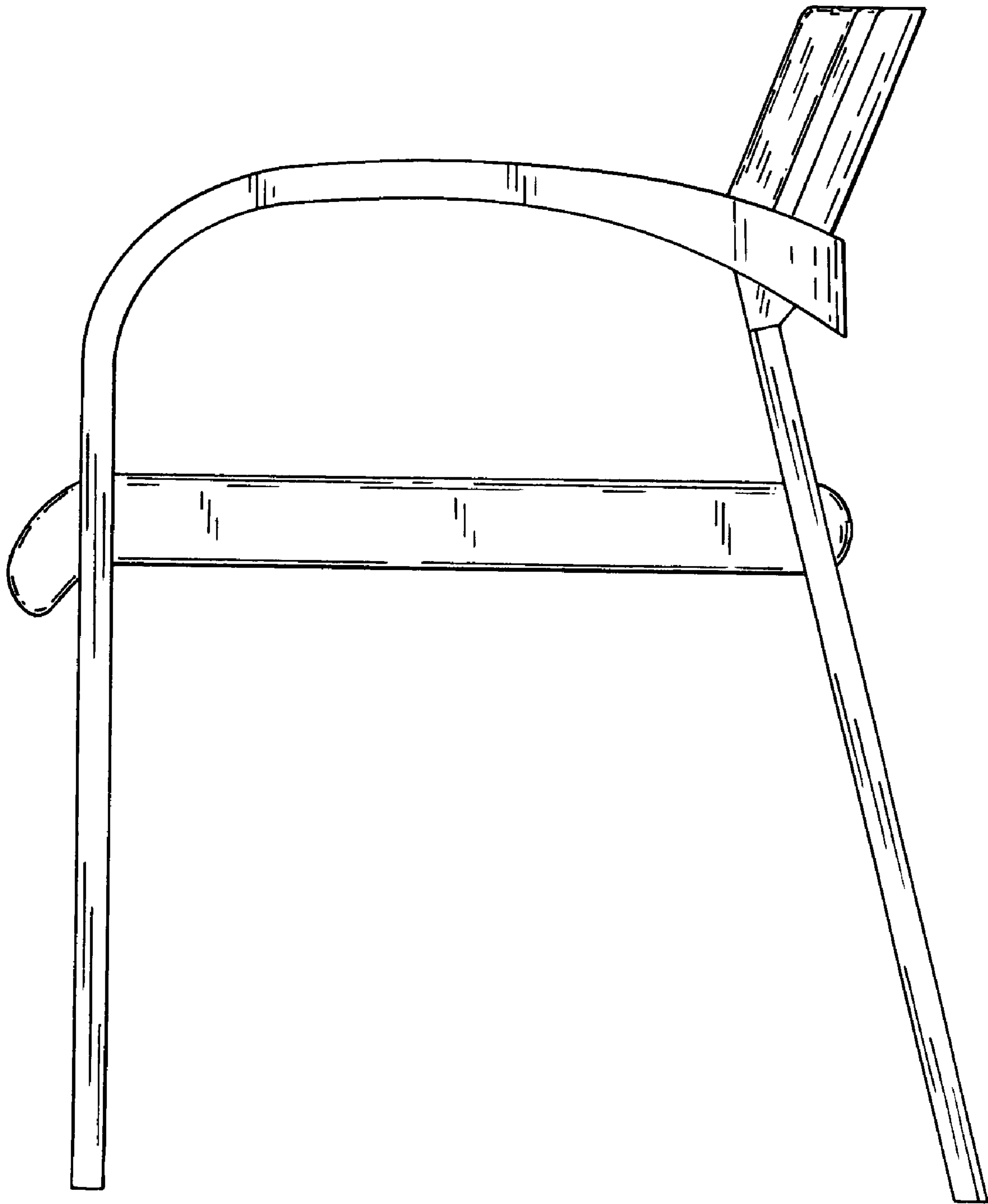


FIG. 12

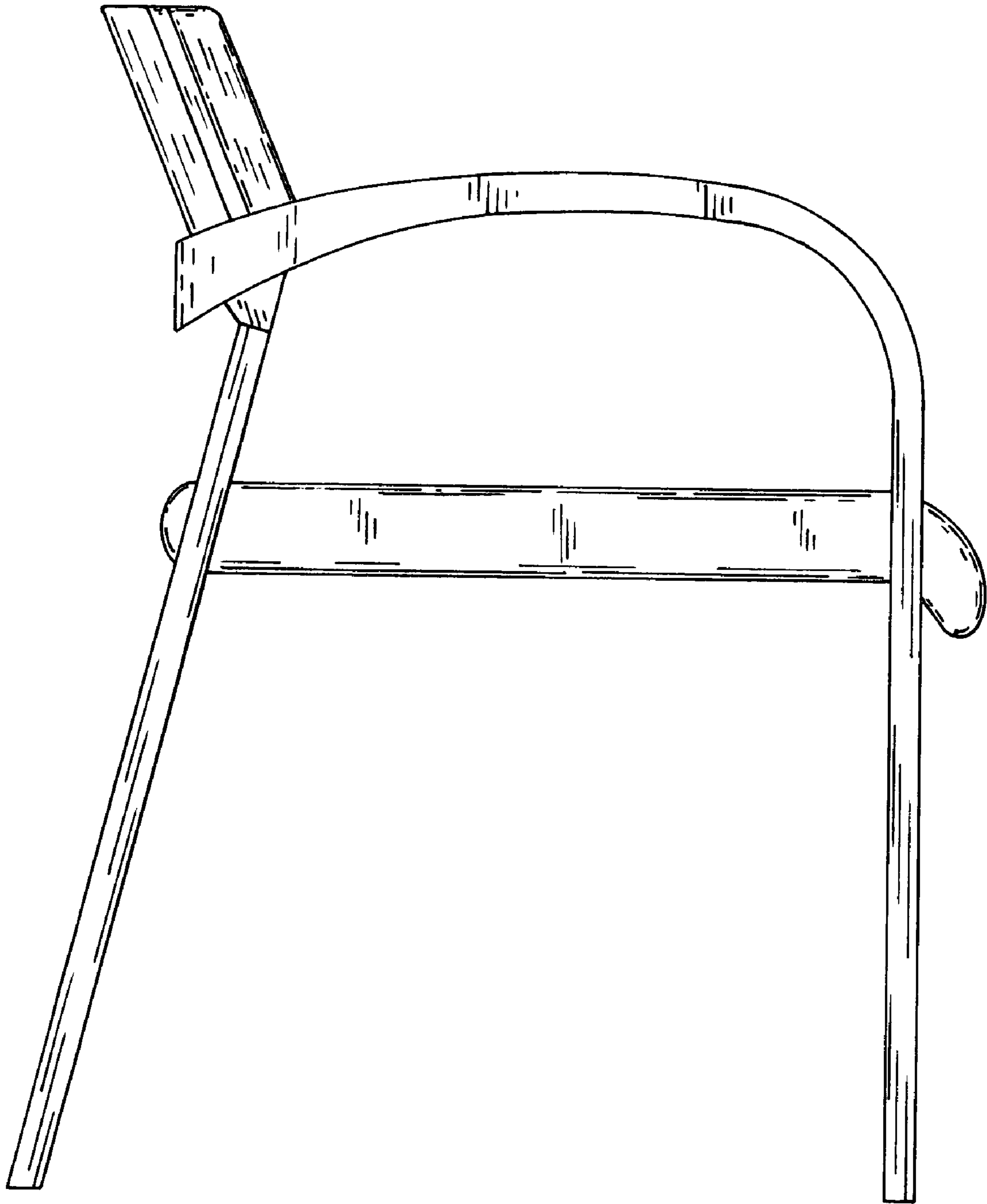


FIG. 13




FIG. 14




FIG. 15

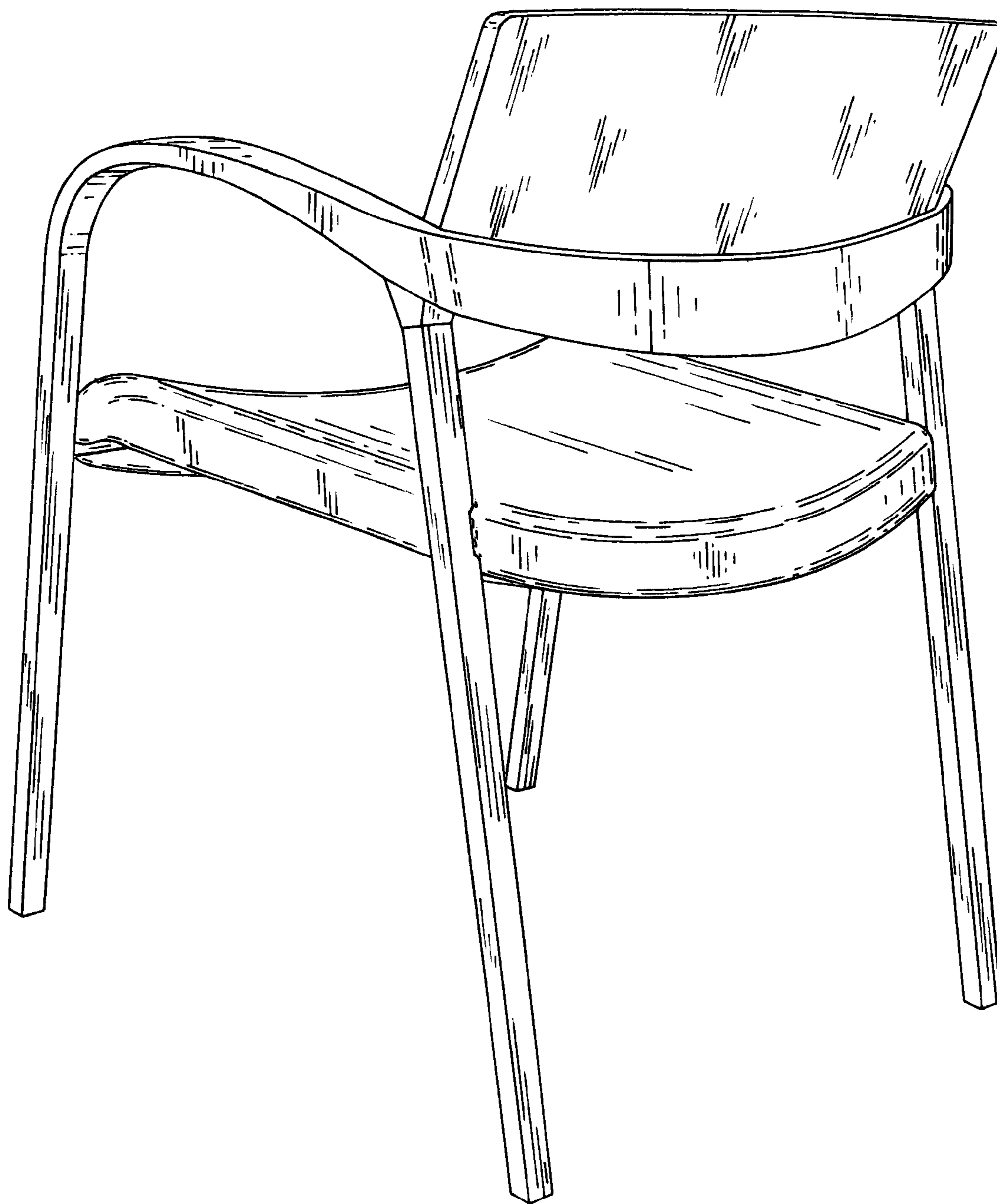


FIG. 16




FIG. 17

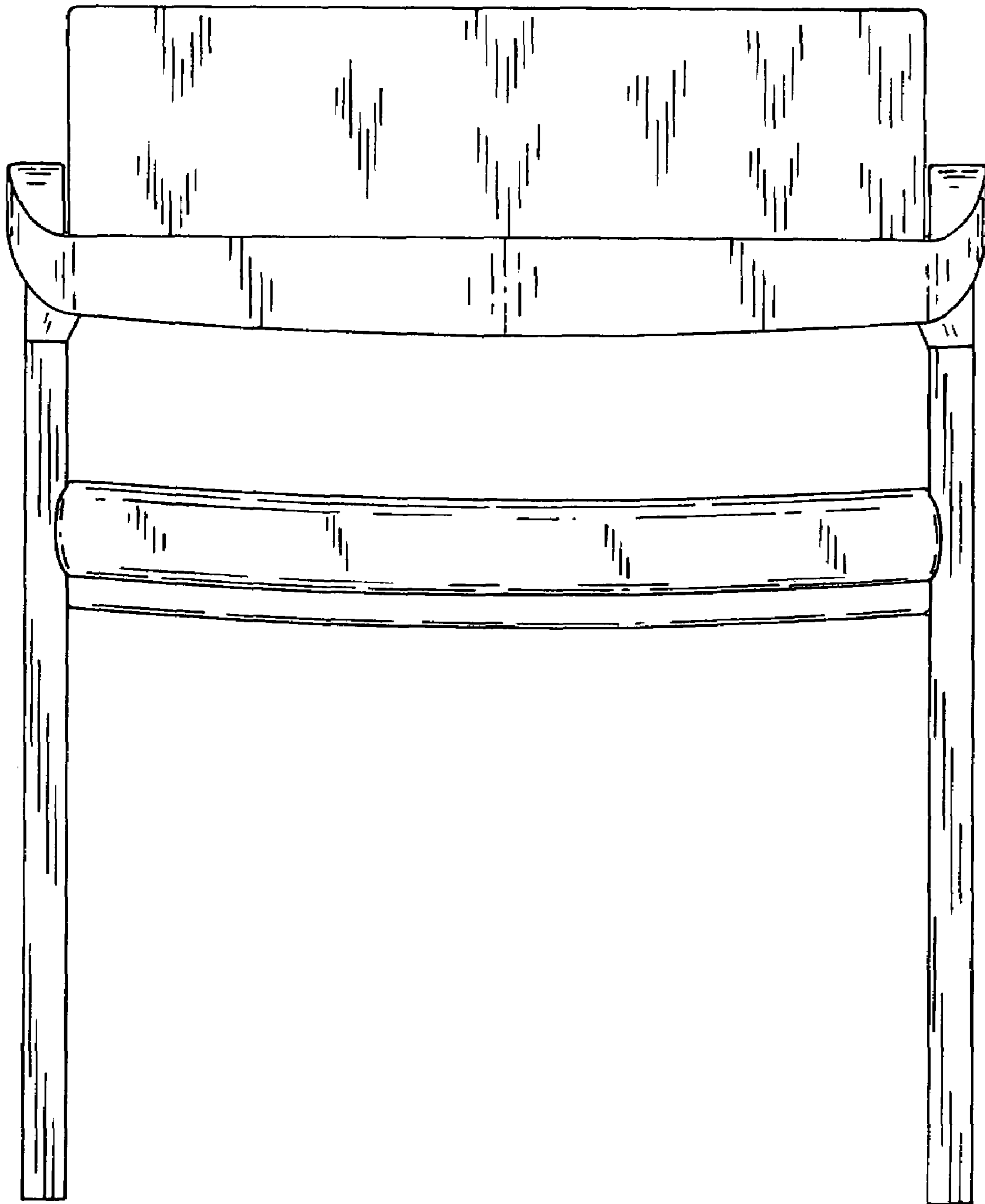


FIG. 18

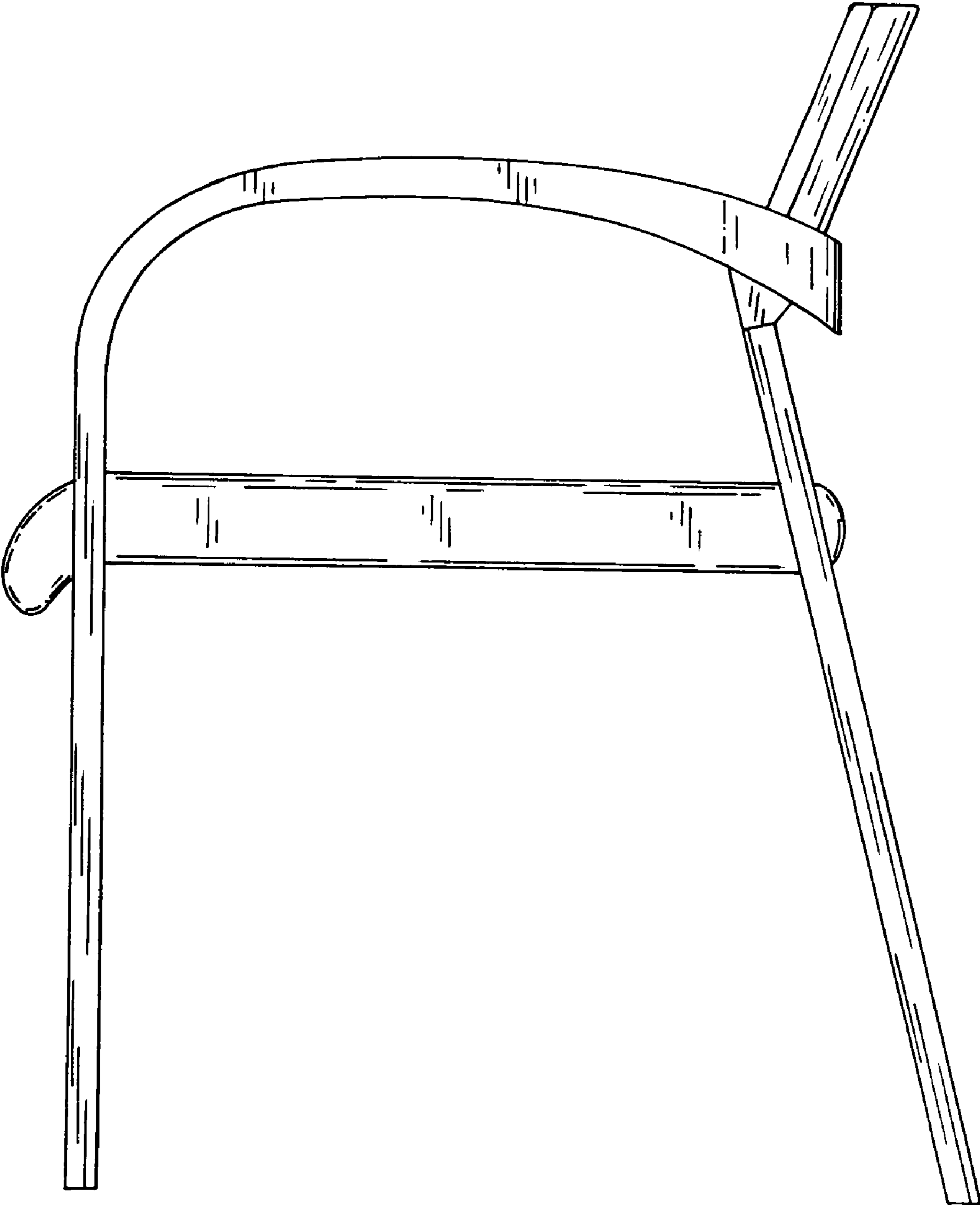


FIG. 19

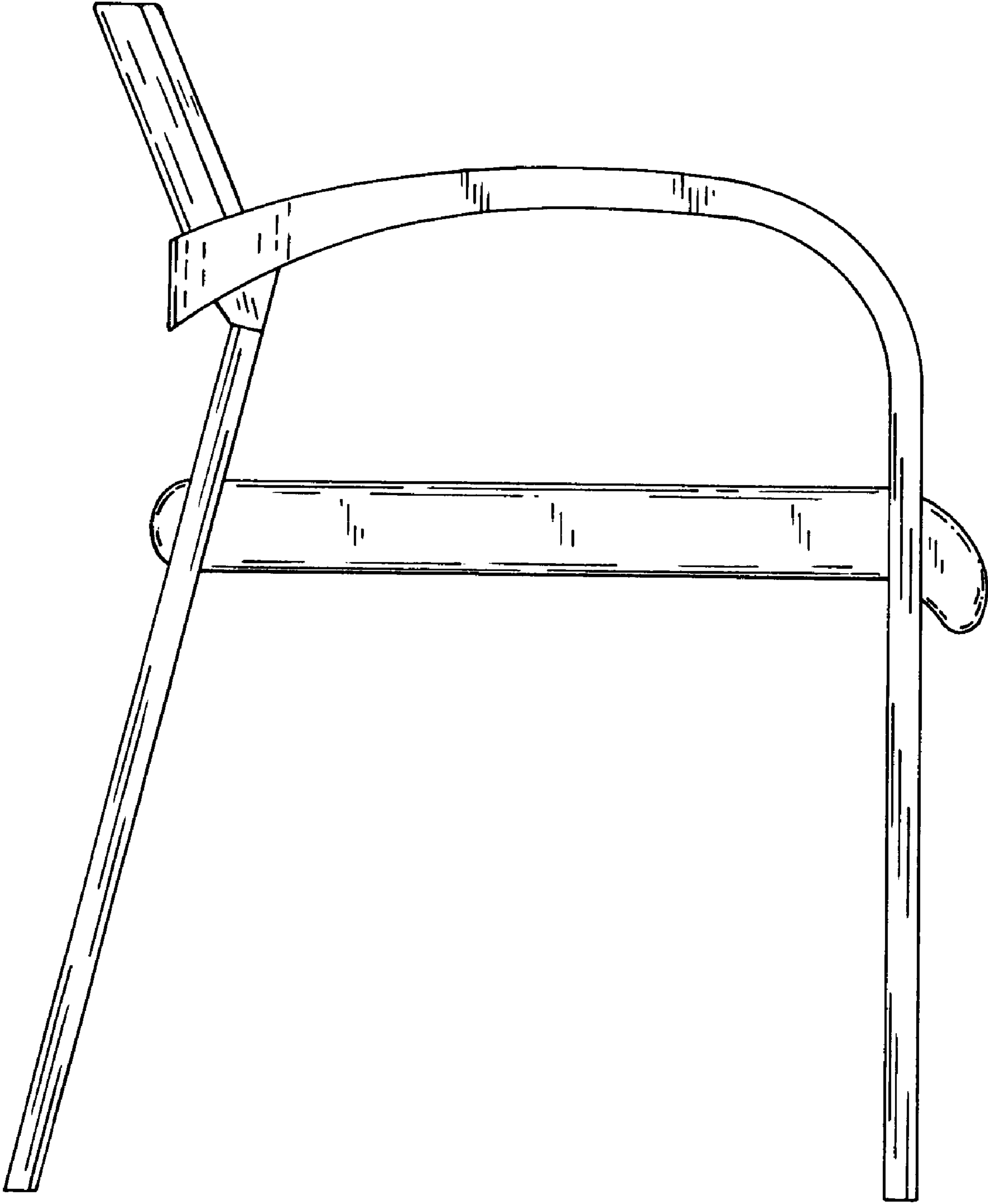


FIG. 20




FIG. 21