



US00D598651S

(12) **United States Design Patent**  
**Lown et al.**

(10) **Patent No.:** **US D598,651 S**  
(45) **Date of Patent:** **\*\* Aug. 25, 2009**

(54) **ZIPPERED CAMERA CASE**

(75) Inventors: **Aaron Lown**, Tuxedo, NY (US); **John Roscoe Swartz**, Ridgewood, NJ (US)

(73) Assignee: **Built NY, Inc.**, New York, NY (US)

(\*\*) Term: **14 Years**

(21) Appl. No.: **29/325,774**

(22) Filed: **Oct. 6, 2008**

(51) **LOC (9) Cl.** ..... **03-01**

(52) **U.S. Cl.** ..... **D3/267; D3/263**

(58) **Field of Classification Search** ..... D3/201,  
D3/202, 219, 233, 243, 263, 265, 267, 268,  
D3/276, 269; 224/908, 673; 206/316.1,  
206/316.2; 248/187.1; 292/DIG. 48  
See application file for complete search history.

(56) **References Cited**

**U.S. PATENT DOCUMENTS**

2,616,472	A *	11/1952	Carlson	.....	150/150
3,063,487	A *	11/1962	Mullin	.....	150/150
D244,885	S *	6/1977	Pierson	.....	D3/232
D271,822	S *	12/1983	Clancy	.....	D3/267
D294,081	S *	2/1988	Ito	.....	D3/219
D471,007	S *	3/2003	Vazquez	.....	D3/238
D491,357	S *	6/2004	Hassett	.....	D3/267
D495,135	S *	8/2004	Hillman	.....	D3/267
D498,920	S *	11/2004	Ambrose	.....	D3/219
D507,875	S *	8/2005	Hillman	.....	D3/267

D547,059	S *	7/2007	Keller	.....	D3/233
D559,440	S *	1/2008	Schwartz et al.	.....	D28/8.1
D569,096	S *	5/2008	Swartz et al.	.....	D3/201
D570,600	S *	6/2008	Lown et al.	.....	D3/303
D584,510	S *	1/2009	Lown et al.	.....	D3/301
D588,356	S *	3/2009	Lown et al.	.....	D3/219
D591,508	S *	5/2009	Lown et al.	.....	D3/301
2007/0246386	A1 *	10/2007	Nykoluk et al.	.....	206/320

\* cited by examiner

*Primary Examiner*—Celia A Murphy

(74) *Attorney, Agent, or Firm*—Fish & Richardson P.C.

(57) **CLAIM**

The ornamental design for a zippered camera case, substantially as shown and described.

**DESCRIPTION**

FIG. 1 is a front perspective view of the camera case.

FIG. 2 is a front view of the camera case.

FIG. 3 is a back view of the camera case.

FIG. 4 is a right view of the camera case.

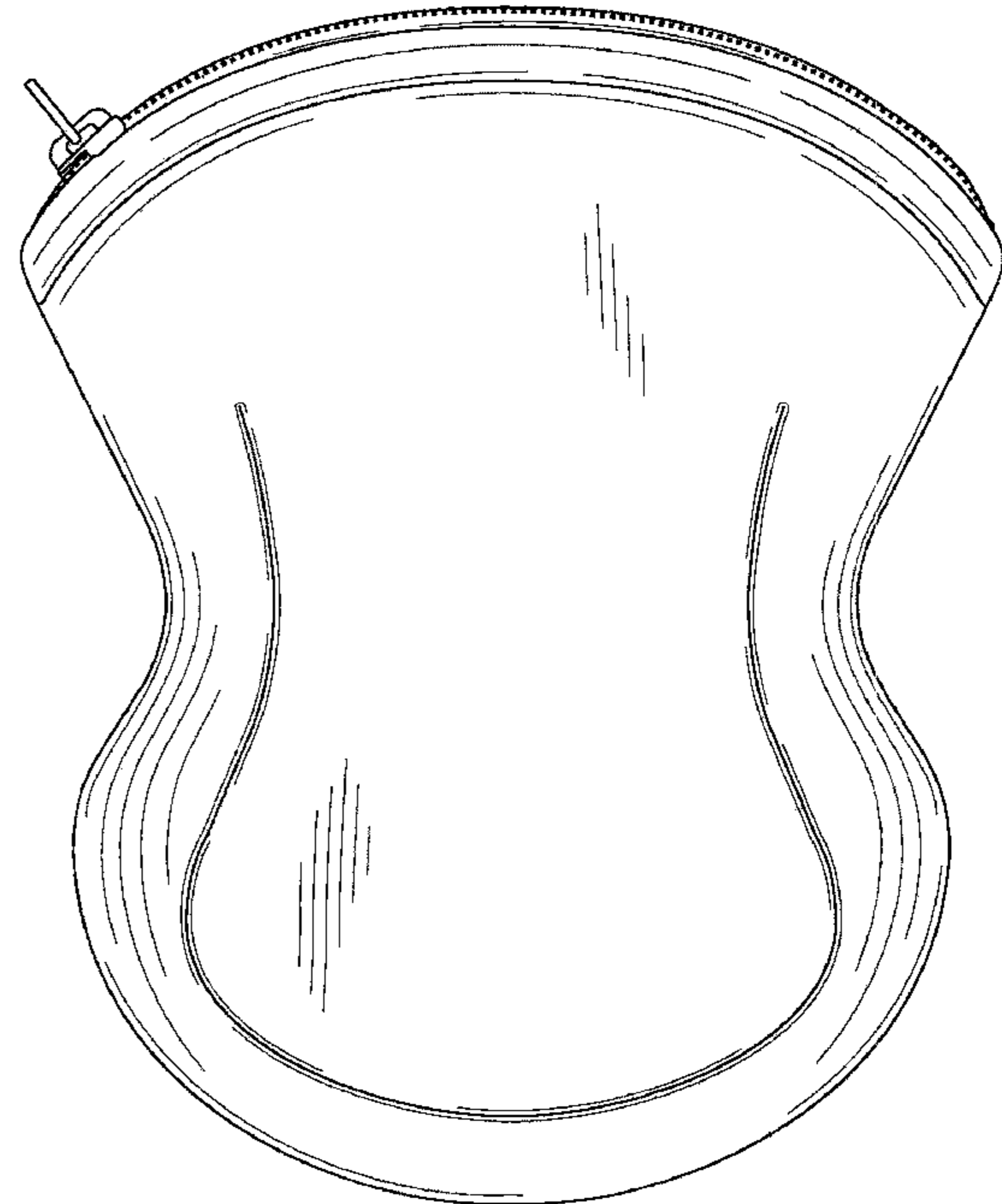
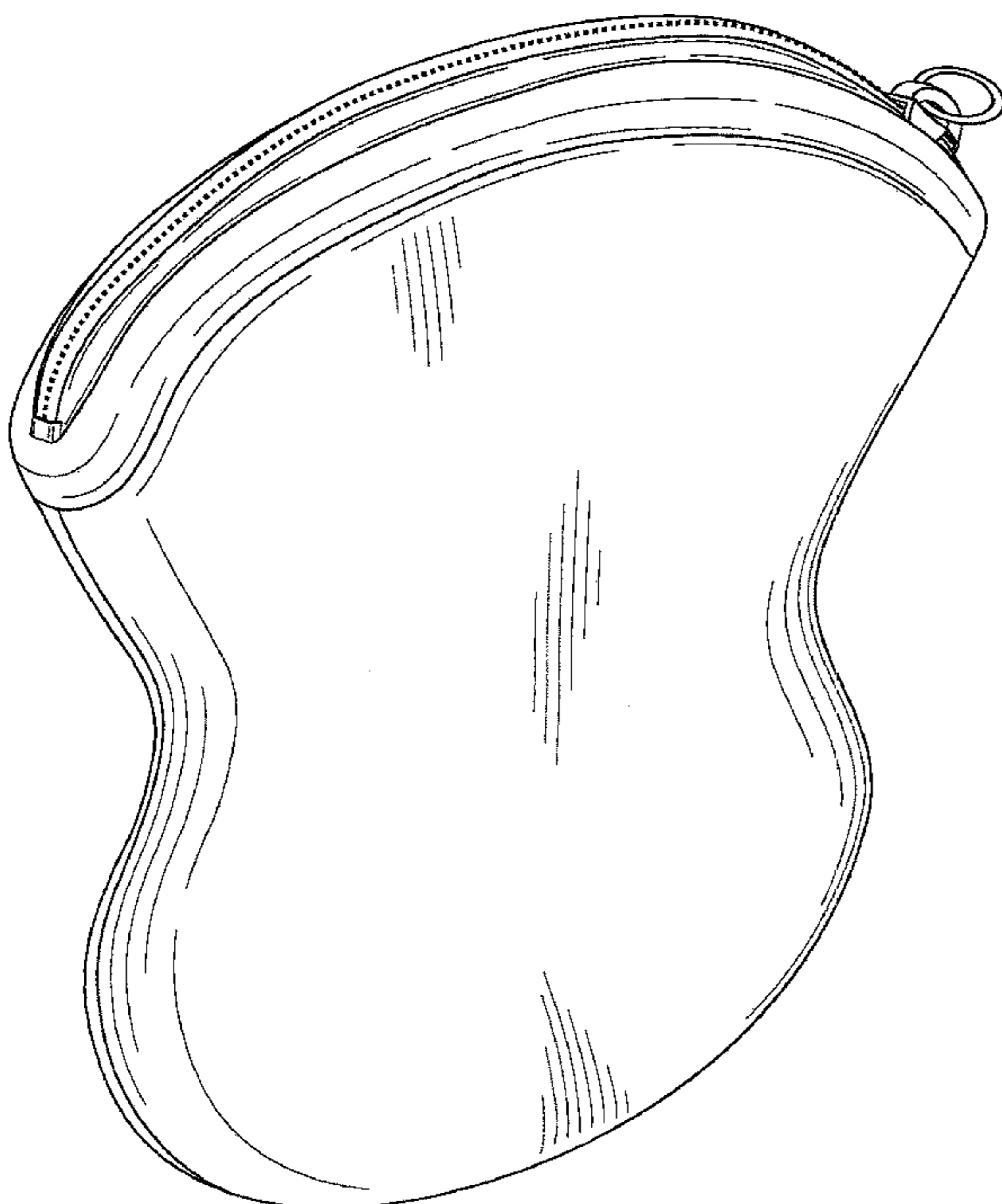
FIG. 5 is a left view of the camera case.

FIG. 6 is a top view of the camera case; and,

FIG. 7 is a bottom view of the camera case

The broken lines shown on the top surface, of FIGS. 1–6 symbolize a slide fastener.

**1 Claim, 5 Drawing Sheets**



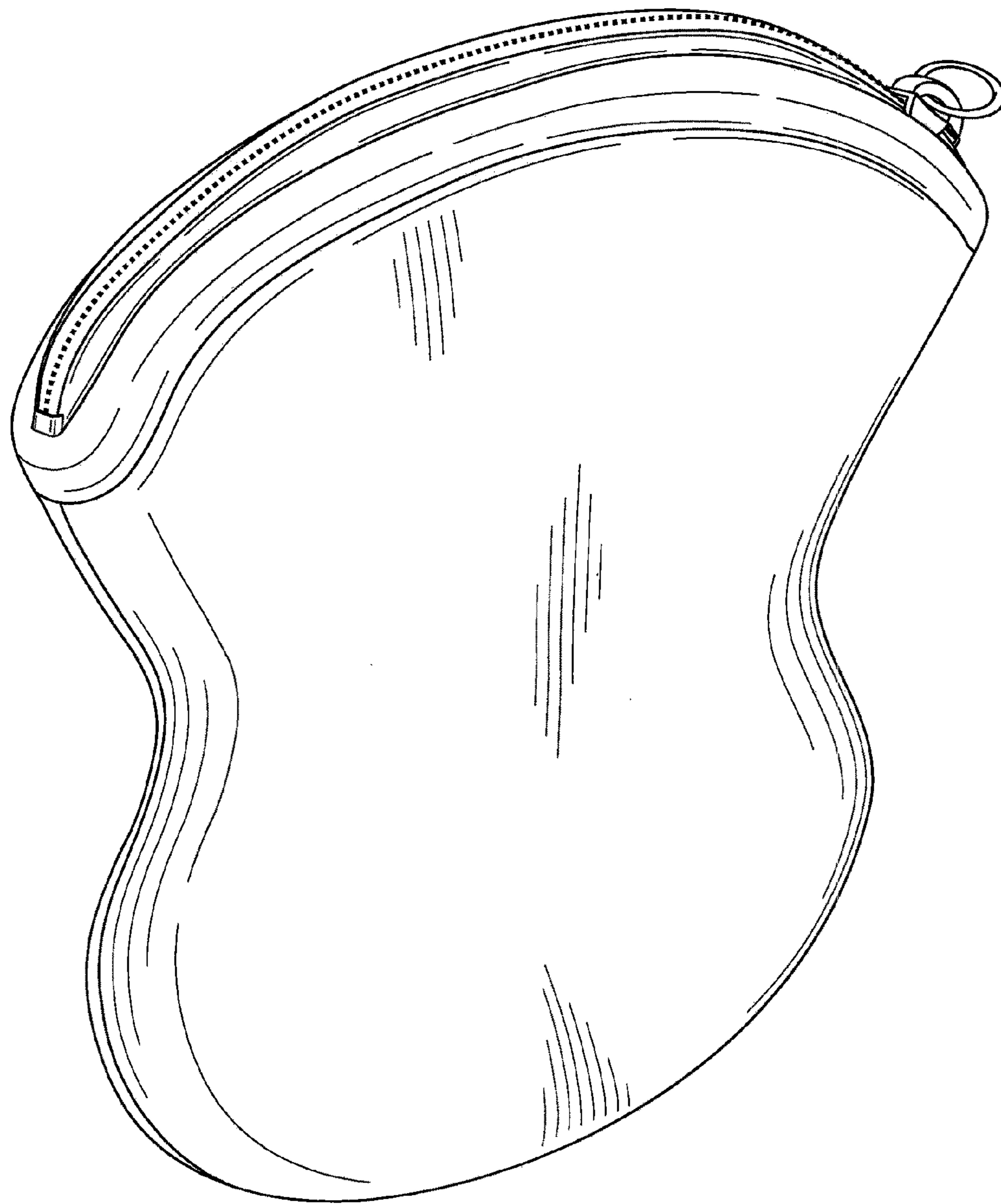


FIG. 1

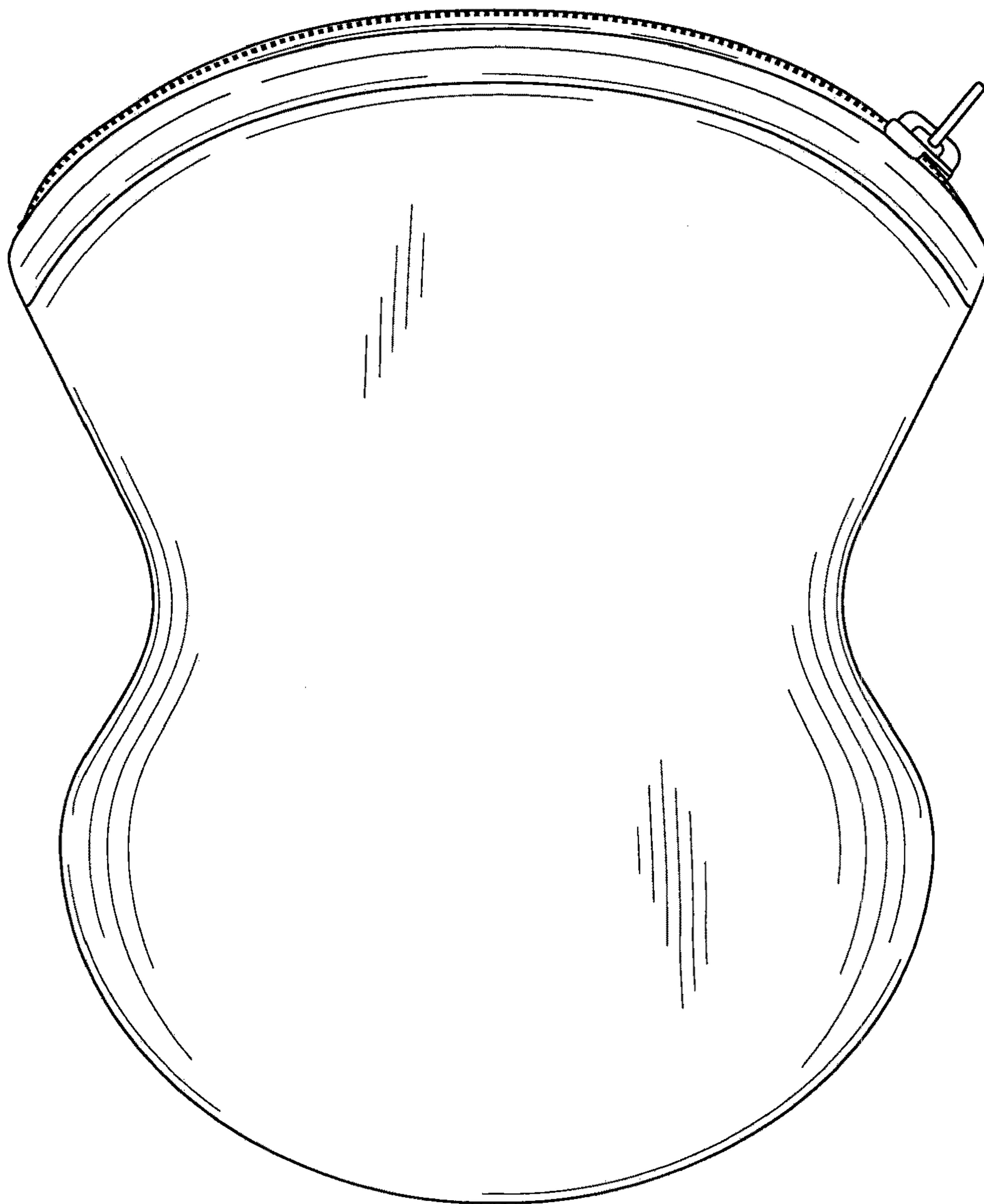


FIG. 2

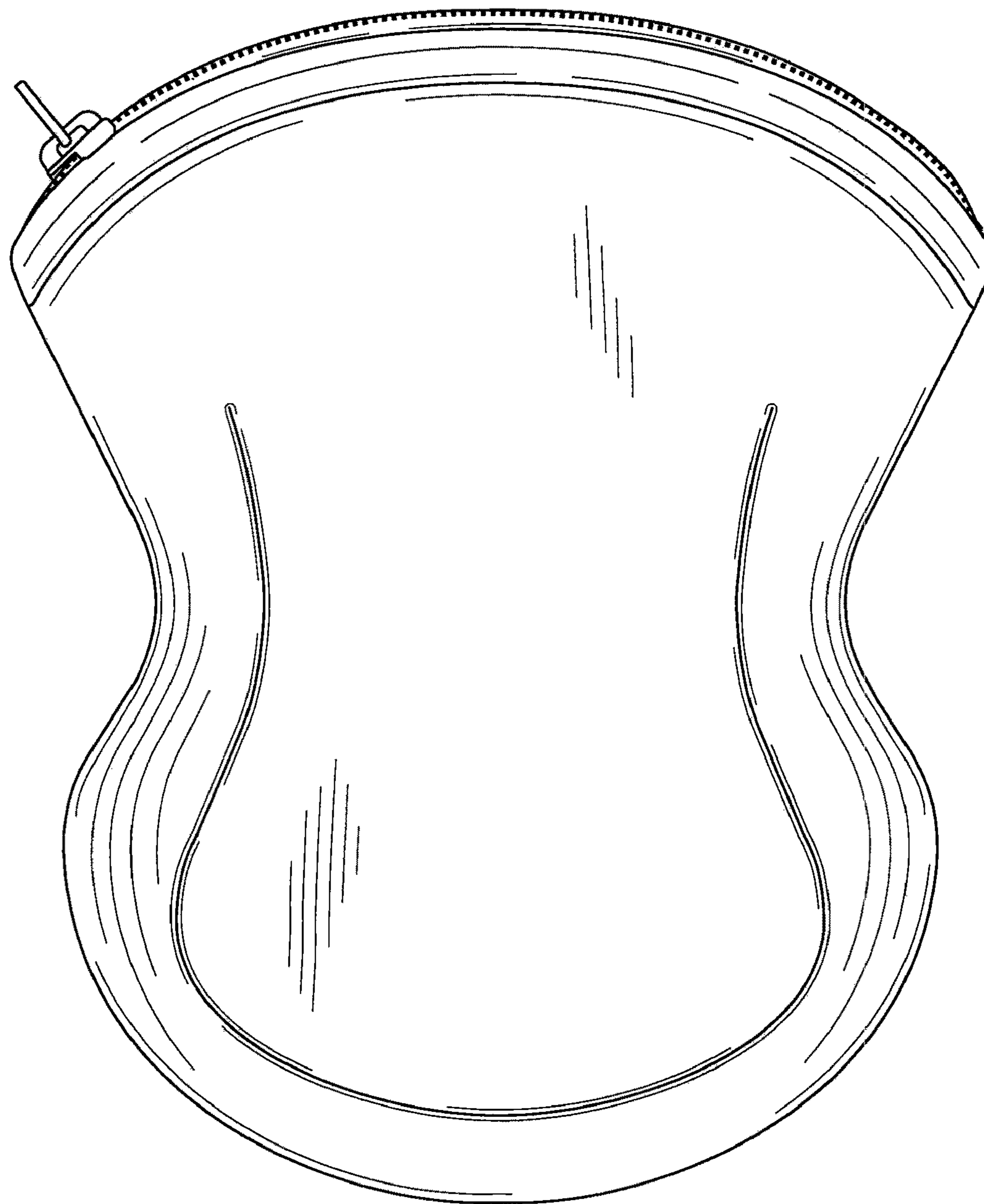


FIG. 3




FIG. 4




FIG. 5

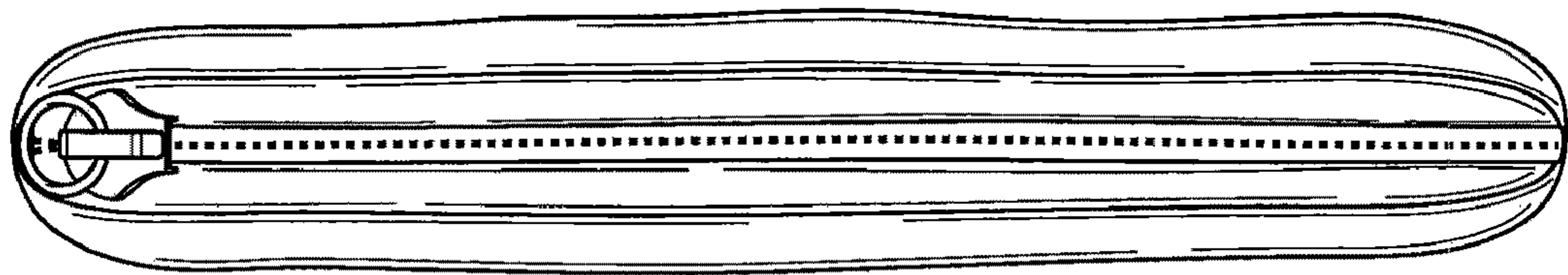


FIG. 6



FIG. 7