



US00D598650S

(12) **United States Design Patent**
Lown et al.

(10) **Patent No.:** **US D598,650 S**

(45) **Date of Patent:** **** Aug. 25, 2009**

(54) **CAMERA CASE**

(75) Inventors: **Aaron Lown**, Tuxedo, NY (US); **John Roscoe Swartz**, Ridgewood, NJ (US)

(73) Assignee: **Built NY, Inc.**, New York, NY (US)

(**) Term: **14 Years**

(21) Appl. No.: **29/317,555**

(22) Filed: **May 1, 2008**

(51) **LOC (9) Cl.** **03-01**

(52) **U.S. Cl.** **D3/267; D3/263**

(58) **Field of Classification Search** D3/219,
D3/263, 265, 267, 268; 224/908; 206/316.1,
206/316.2; 248/187.1; 292/DIG. 48
See application file for complete search history.

(56) **References Cited**

U.S. PATENT DOCUMENTS

D264,769 S *	6/1982	Koszegi	D3/267
D271,822 S *	12/1983	Clancy	D3/267
D293,977 S *	2/1988	Ito et al.	D3/219
D294,081 S *	2/1988	Ito	D3/219
D457,723 S *	5/2002	Tyler	D3/267
D468,530 S *	1/2003	Murdoch et al.	D3/276
D482,864 S *	12/2003	Hillman	D3/267
D491,357 S *	6/2004	Hassett	D3/267
D569,096 S *	5/2008	Swartz et al.	D3/201

D584,510 S *	1/2009	Lown et al.	D3/301
D588,356 S *	3/2009	Lown et al.	D3/219
D592,400 S *	5/2009	Nelson	D3/303
2006/0226040 A1 *	10/2006	Medina	206/320
2007/0246386 A1 *	10/2007	Nykoluk et al.	206/320

* cited by examiner

Primary Examiner—Celia A Murphy

(74) *Attorney, Agent, or Firm*—Fish & Richardson P.C.

(57) **CLAIM**

The ornamental design for a camera case, substantially as shown and described.

DESCRIPTION

FIG. 1 is a front perspective view of the camera case.

FIG. 2 is a front view of the camera case.

FIG. 3 is a back view of the camera case.

FIG. 4 is a left view of the camera case.

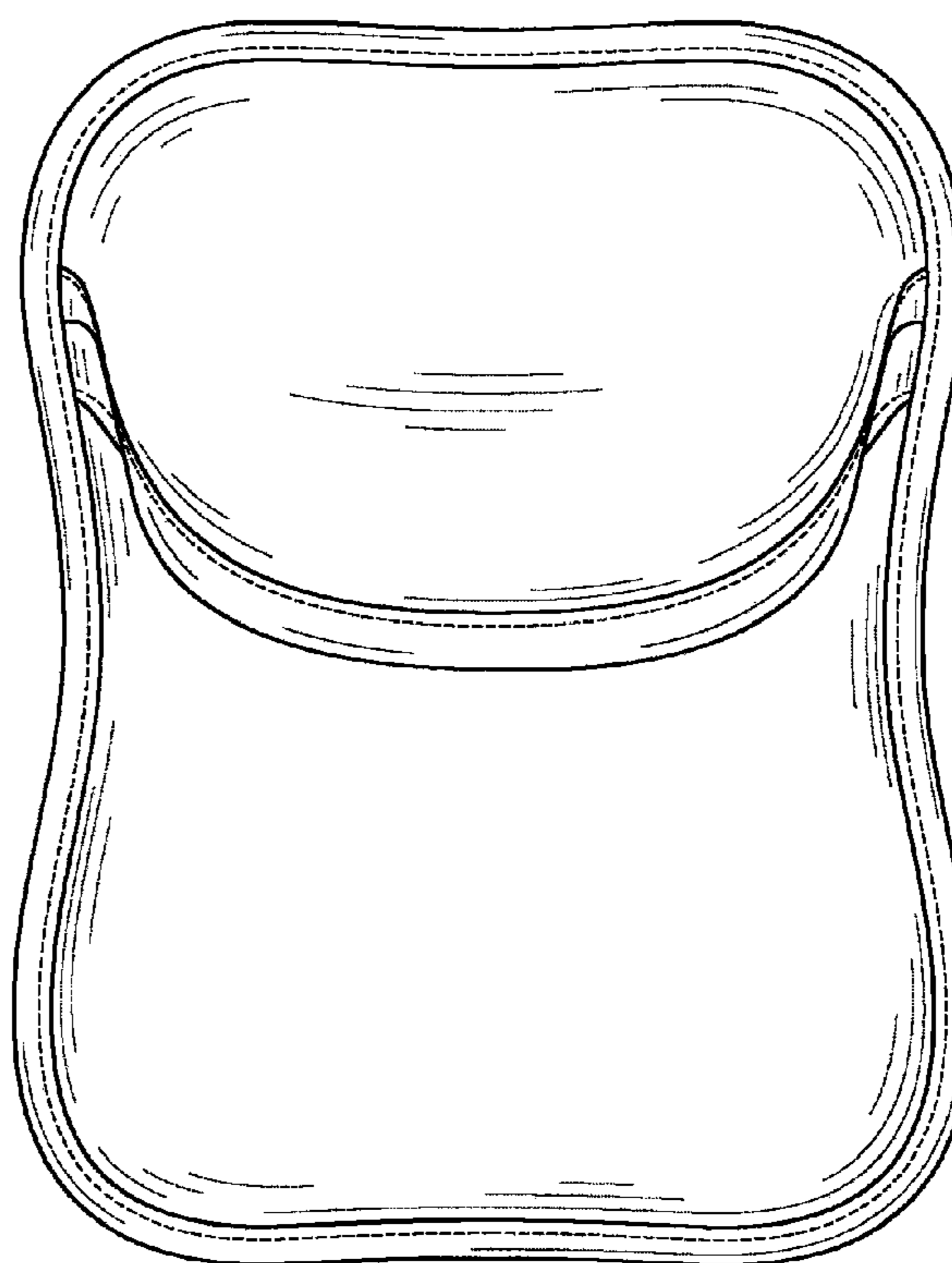
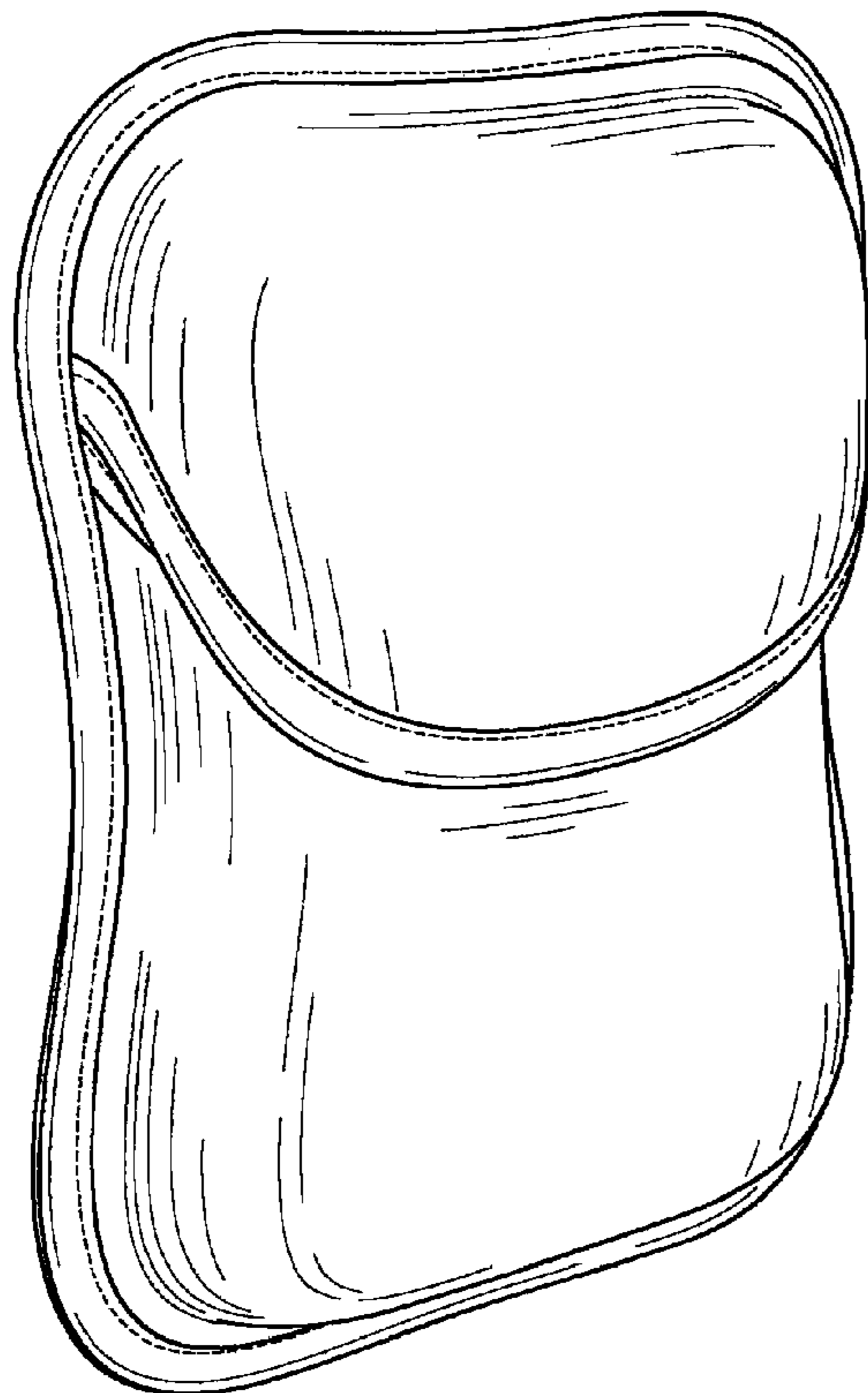
FIG. 5 is a right view of the camera case.

FIG. 6 is a top view of the camera case; and,

FIG. 7 is a bottom view of the camera case.

The broken lines shown on the surface, around the periphery and front edges of FIGS. 1–5 are understood to represent stitching.

1 Claim, 4 Drawing Sheets



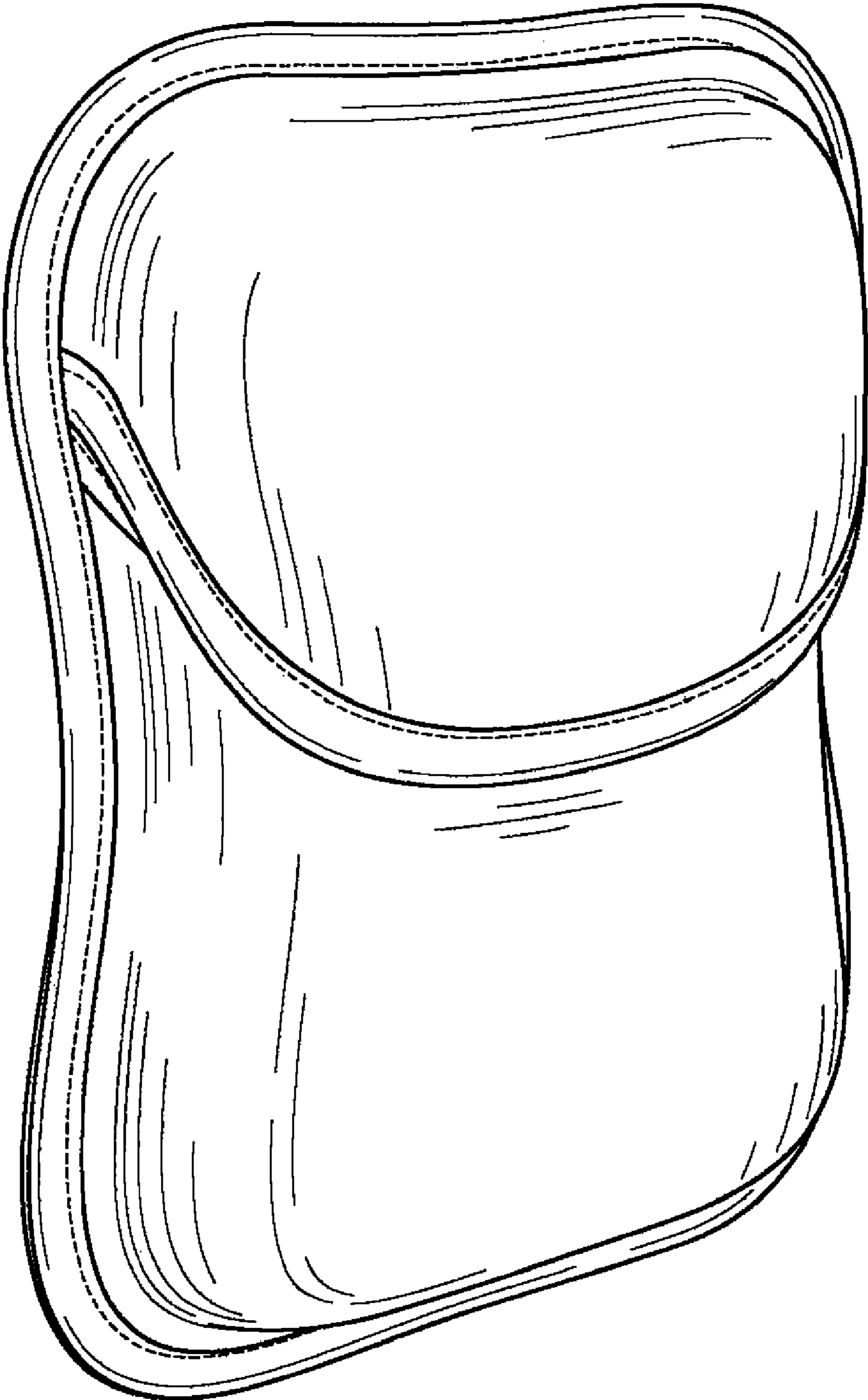


FIG. 1

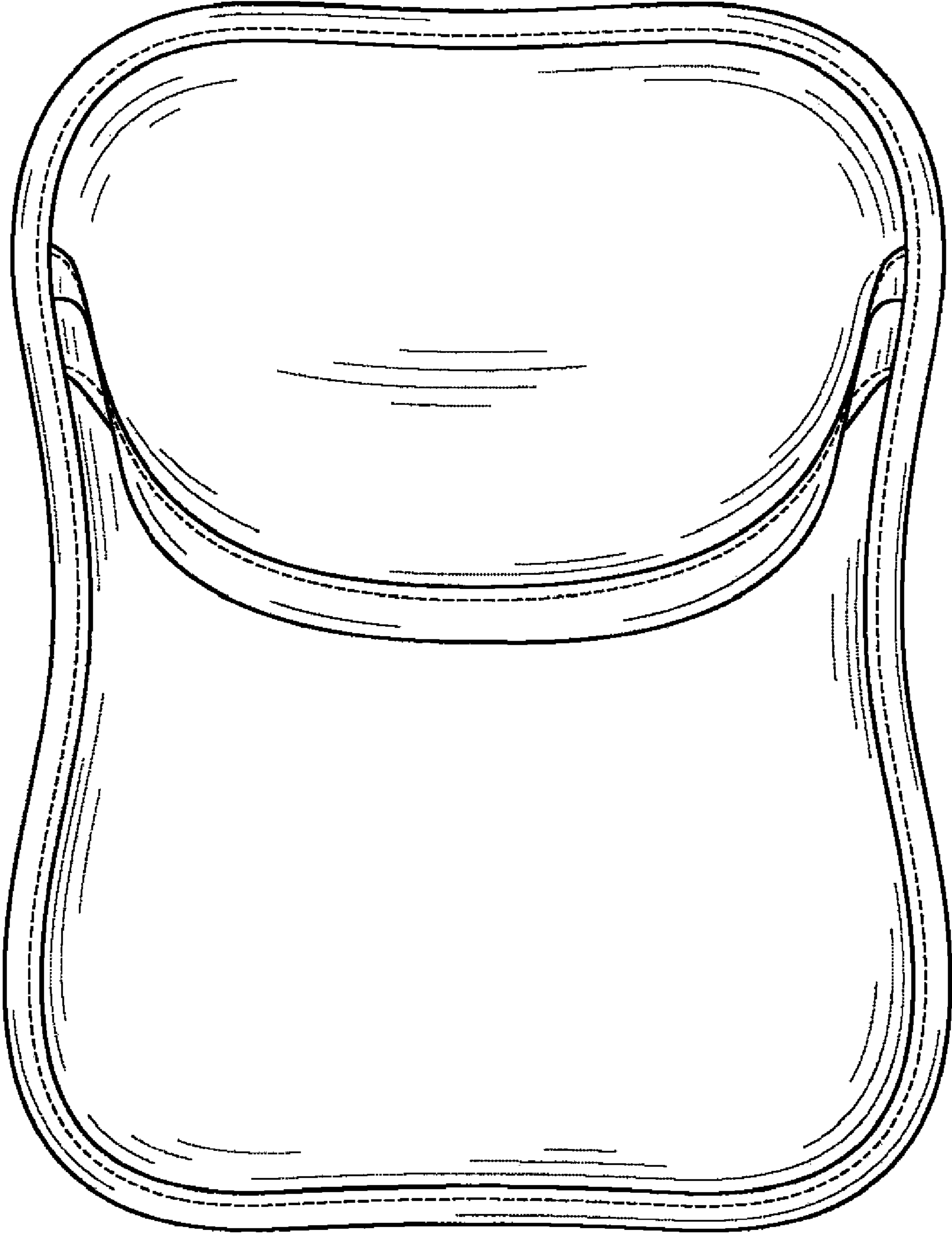


FIG. 2

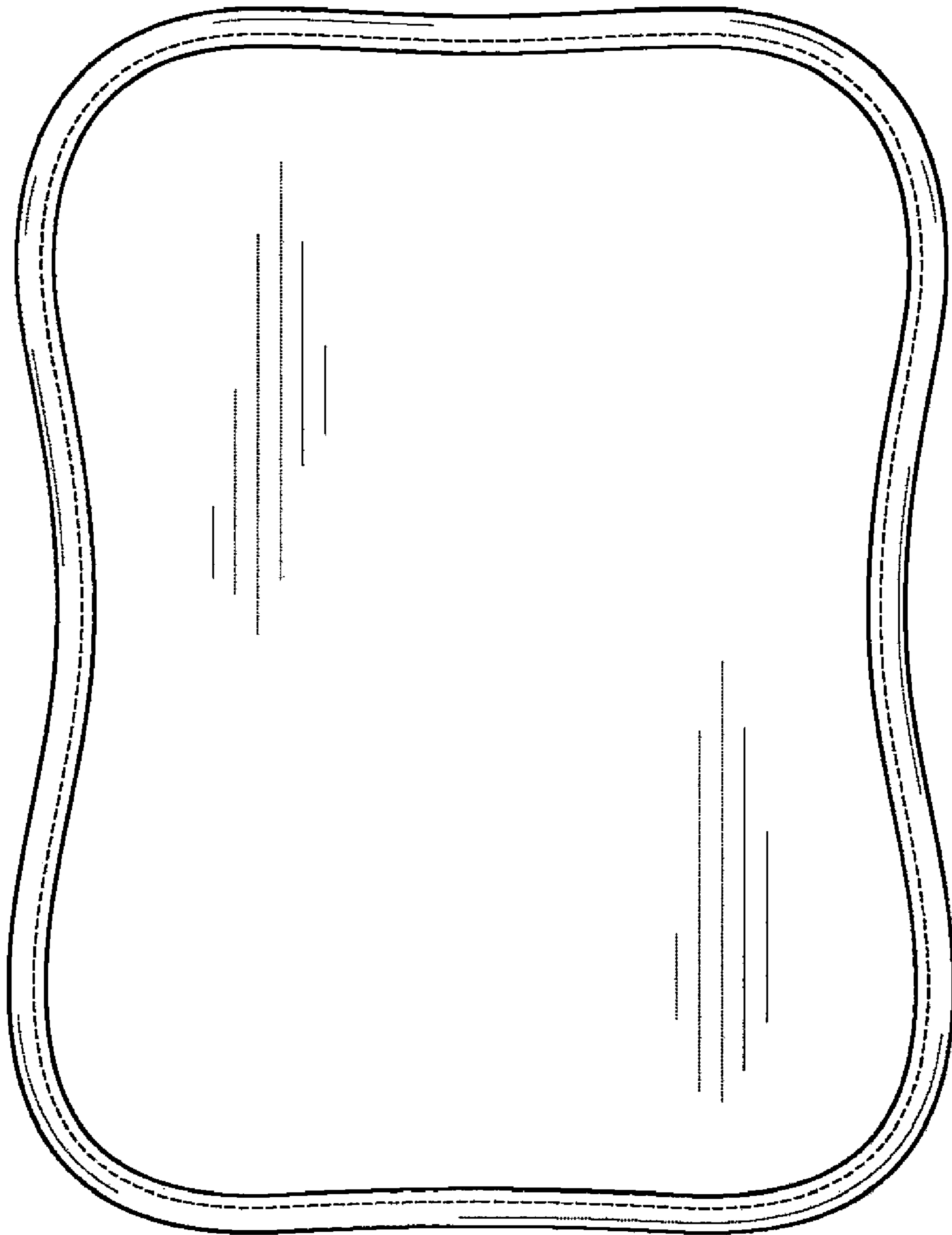


FIG. 3

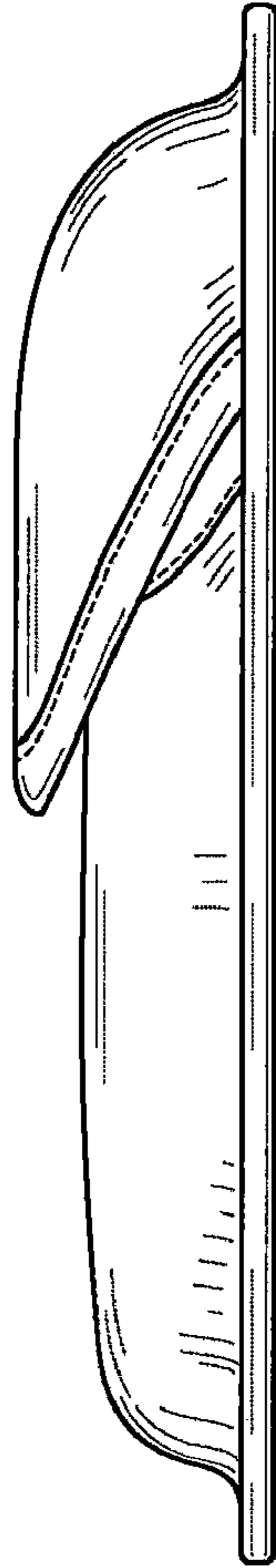


FIG. 4

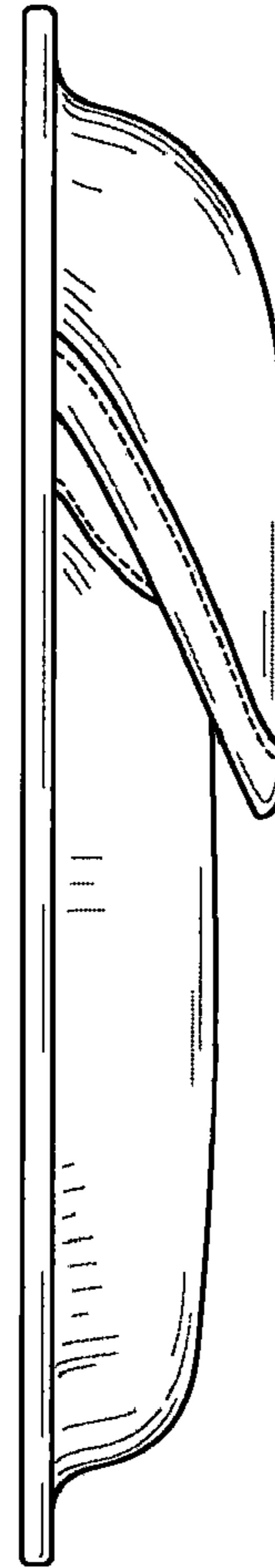


FIG. 5




FIG. 6




FIG. 7